



കേരള സർക്കാർ

COVID-19 OUT BREAK CONTROL AND PREVENTION STATE  
CELL HEALTH & FAMILY WELFARE DEPARTMENT  
Govt of Kerala  
[www.health.kerala.gov.in](http://www.health.kerala.gov.in)

[www.dhs.kerala.gov.in](http://www.dhs.kerala.gov.in)

[controlroomdhskerala@gmail.com](mailto:controlroomdhskerala@gmail.com)

**Kerala HEALTH-COVID-19 DAILY VACCINATION BULLETIN**

**Date:11/09/2021**

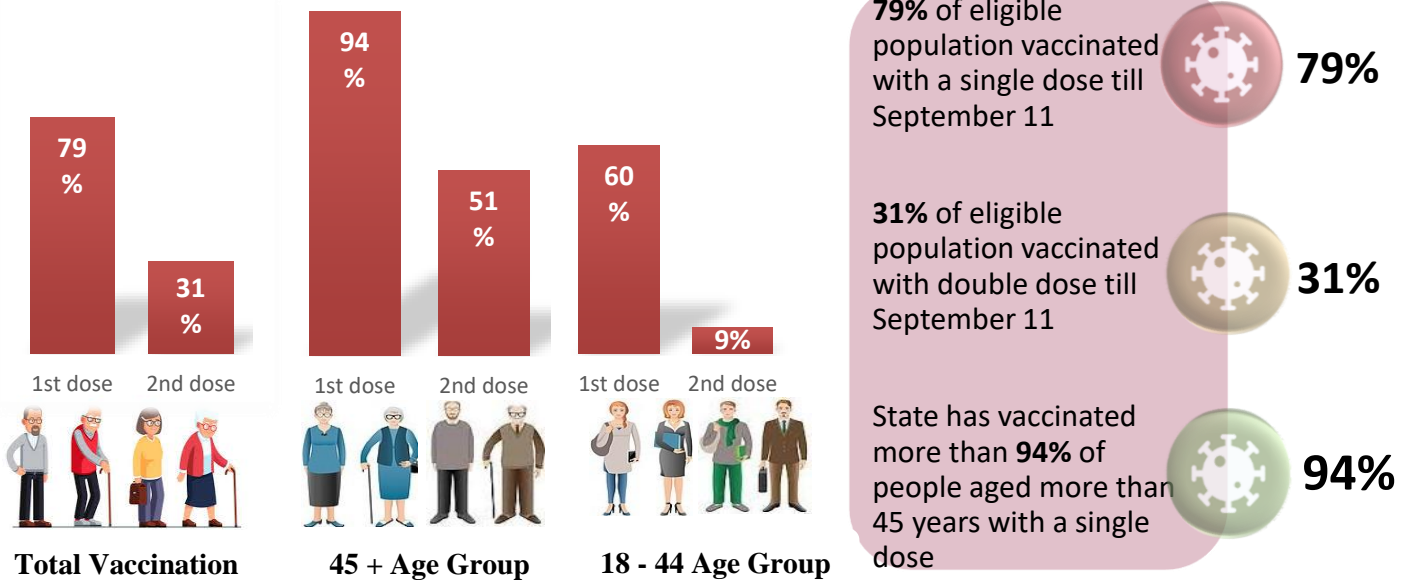
**OUR HEALTH OUR RESPONSIBILITY  
VACCINE ADVISORY**

- *People who are vaccinated with Covid Vaccine are reported to have reduced Covid related ICU admissions, serious disease and death.*
- *Early vaccination is useful to safeguard our life from this deadly disease.*
- *Vaccination sessions are planned as per the availability of vaccine. All are requested to cooperate.*
- *After receiving the first dose, second dose of Covishield vaccine is to be taken between 12–16 weeks and second dose of Covax in between 4-6 weeks.*
- *Covid vaccination is currently available to all above the age of 18.*
- *Vaccination is available free of cost in all Government covid vaccination centers, and at a nominal rate (as per the GoI order F.No.2079203/2021/Immunization) in selected private Hospitals.*
- **ENSURE ALL YOUR ELIGIBLE FAMILY MEMBERS ARE PROTECTED BY RECEIVING ANY OF THE AVAILABLE COVID VACCINE.**
- **“BOTH COVAXIN AND COVISHIELD ARE EQUALLY EFFECTIVE AND SAFE”**
- **“BE FULLY PROTECTED – GET THE SECOND DOSE AT YOUR SCHEDULED TIME”**

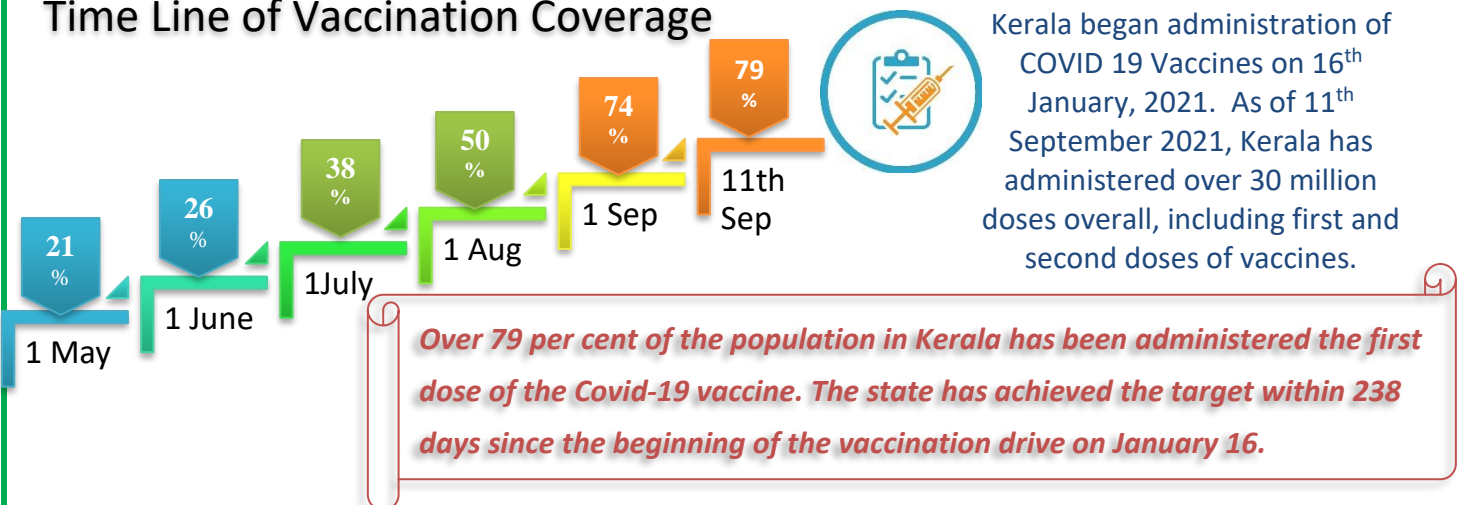
## ANALYSIS

COVID-19 mass vaccinations are showing signs of preventing illness and steep decline in cases and hospital admissions in countries which done vaccination. Kerala started its vaccination for health care workers from January 16, 2021. The COVID-19 Vaccines Operational Guidelines issued by the Ministry of Health and Family Welfare, Govt. of India, 28th December 2020 and all subsequent Guidelines issued by Ministry of Health and Family Welfare, Govt of India are followed at the sites and all vaccination lanes

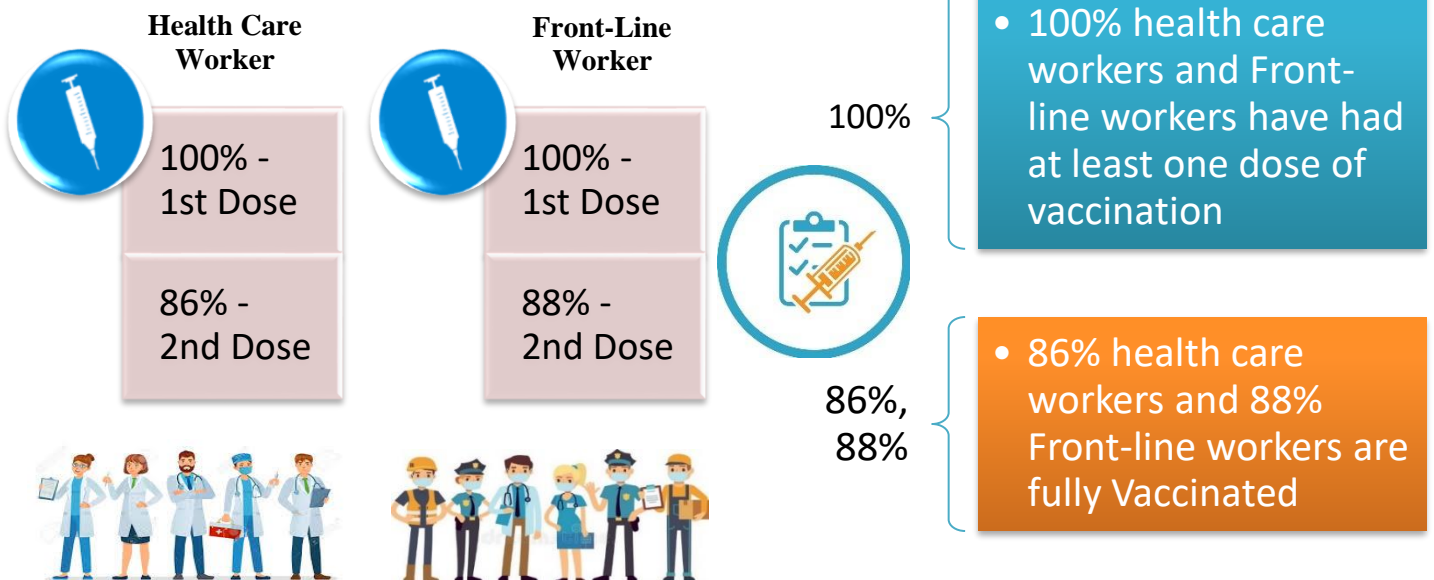
## Summary of COVID Vaccine Administered as on 11-09-2021 midnight




## Time Line of Vaccination Coverage



## Health Care Workers and Front-Line Workers Vaccinated



## Are You Vaccinated? You Still Need to Practice: SMS



- Even after vaccination, follow COVID appropriate behavior
- Practice Social Distancing and greet without physical contact
- Always wear clean face mask
- Wash your hands thoroughly and frequently or use hand sanitizer
- Follow the current COVID 19 guidelines to prevent further spread
- Stay Safe. Stay Strong. Get Vaccinated

Even After Getting Vaccinated Keep Taking Precautions to Protect Your Self



## Important Message to the Public

- a. *Infection or infection rate is only a part and disease manifestation of disease is to be monitored*
- b. *Fatality among vaccinated people is very less. Disease severity among vaccinated people is less.*
- c. *People with comorbidity should be careful. Once detected covid positive they should get admitted and do not stay at home.*
- d. *Death among non-vaccinated people, especially people with comorbidity is because of late arrival in hospitals*
- e. *Diabetes and Hypertension together is the most common cause of patient death if they arrive late.*
- f. *Vaccinated people, only if symptomatic are advised to consult Doctor.*
- g. *Non Vaccinated people, if symptomatic, may do RTPCR test*
- h. *Antigen testing is only for emergency purpose*
- i. *Non vaccinated people with co-morbidities to do testing by RTPCR and consult doctor*
- j. *Repeat RTPCR is not needed among the people who are detected COVID positive in the previous 2 months*
- k. *All young person detected positive and at home isolation should do glucose test*

TABLE1.Total Vaccination done in the State as on 11/09/21 midnight

State Summary till			12/09/2021	at 12 AM		
District	Target	First Dose	Percentage *	Second Dose	Percentage *	Total Doses Administered
Alappuzha	1915224	1441601	75%	580009	30%	2,021,610
Ernakulam	2938117	2684605	91%	1038239	35%	3,722,844
Idukki	970389	808667	83%	319705	33%	1,128,372
Kannur	2168725	1685550	78%	664967	31%	2,350,517
Kasaragod	1067681	851491	80%	384787	36%	1,236,278
Kollam	2318825	1780100	77%	689669	30%	2,469,769
Kottayam	1776779	1390202	78%	579603	33%	1,969,805
Kozhikode	2616722	1982118	76%	769017	29%	2,751,135
Malappuram	3134075	2221295	71%	729247	23%	2,950,542
Palakkad	2386864	1682351	70%	560866	23%	2,243,217
Pathanamthitta	1104334	1011210	92%	478706	43%	1,489,916
Thiruvananthapuram	2924113	2411230	82%	1049783	36%	3,461,013
Thrissur	2744862	2148256	78%	804840	29%	2,953,096
Wayanad	673580	639033	95%	289170	43%	928,203
<b>Grand Total</b>	<b>28740290</b>	<b>22737709</b>	<b>79%</b>	<b>8938608</b>	<b>31%</b>	<b>31,676,317</b>
*Target population(> 18 years) as per MOHFW is 2.87 crores						

TABLE2.Covid-19 Vaccination Center Functional in the State as on 11/09/21 midnight

<i>DISTRICTS</i>	Public	Private	Total
Alappuzha	110	12	122
Ernakulam	77	57	134
Idukki	31	12	43
Kannur	64	21	85
Kasaragod	88	10	98
Kollam	98	27	125
Kottayam	105	20	125
Kozhikode	62	41	103
Malappuram	120	20	140
Palakkad	103	21	124
Pathanamthitta	66	14	80
Thiruvananthapuram	63	33	96
Thrissur	104	37	141
Wayanad	32	7	39
<b>Grand Total</b>	<b>1123</b>	<b>332</b>	<b>1455</b>

TABLE3. Health Care Workers Coverage as on 11/09/21 midnight

<i>DISTRICT</i>	<i>1st DOSE</i>	<i>Percentage</i>	<i>2ND DOSE</i>	<i>Percentage Fully Vaccinated</i>
<b>Alappuzha</b>	29000	100%	25833	89%
<b>Ernakulam</b>	85528	100%	70943	83%
<b>Idukki</b>	13541	100%	12237	90%
<b>Kannur</b>	40372	100%	35753	89%
<b>Kasaragod</b>	11608	100%	10185	88%
<b>Kollam</b>	36020	100%	31475	87%
<b>Kottayam</b>	38685	100%	34017	88%
<b>Kozhikode</b>	52716	100%	44379	84%
<b>Malappuram</b>	44804	100%	38219	85%
<b>Palakkad</b>	34665	100%	29697	86%
<b>Pathanamthitta</b>	29323	100%	23380	80%
<b>Thiruvananthapuram</b>	73380	100%	61457	84%
<b>Thrissur</b>	51900	100%	46358	89%
<b>Wayanad</b>	13973	100%	12693	91%
<b>Grand Total</b>	<b>555515</b>	100%	<b>476626</b>	<b>86%</b>

TABLE4. Frontline workers Coverage as on 11/09/21 midnight

<i>DISTRICT</i>	<i>1st DOSE</i>	<i>Percentage</i>	<i>2nd DOSE</i>	<i>Percentage Fully Vaccinated</i>
<b>Alappuzha</b>	39091	100%	34992	90%
<b>Ernakulam</b>	54902	100%	47105	86%
<b>Idukki</b>	22975	100%	19497	85%
<b>Kannur</b>	41367	100%	38581	93%
<b>Kasaragod</b>	24608	100%	21284	86%
<b>Kollam</b>	42192	100%	35688	85%
<b>Kottayam</b>	32120	100%	29023	90%
<b>Kozhikode</b>	55241	100%	48483	88%
<b>Malappuram</b>	53891	100%	48191	89%
<b>Palakkad</b>	48075	100%	42813	89%
<b>Pathanamthitta</b>	25239	100%	20858	83%
<b>Thiruvananthapuram</b>	72918	100%	60355	83%
<b>Thrissur</b>	41887	100%	38522	92%
<b>Wayanad</b>	17016	100%	15143	89%
<b>Grand Total</b>	<b>571522</b>	100%	<b>500535</b>	88%

TABLE5.Age-Appropriate Group (≥45Years) Coverage as on 11/09/21 midnight

Age appropriate group (≥45years) Coverage as on12/09/2021,12AM					
District	Target	1 <sup>st</sup> dose coverage	Percentage	2nd dose	Percentage Fully Vaccinated*
Alappuzha	939381	823232	88%	451399	48%
Ernakulam	1391897	1374207	99%	742454	53%
Idukki	431545	423856	98%	246326	57%
Kannur	957707	891762	93%	490525	51%
Kasaragod	416728	416728	100%	286804	69%
Kollam	1068579	983119	92%	523912	49%
Kottayam	902961	789203	87%	427934	47%
Kozhikode	1119924	1083189	97%	557512	50%
Malappuram	1097443	1048352	96%	512218	47%
Palakkad	996439	897531	90%	409212	41%
Pathanamthitta	584640	577209	99%	382706	65%
Thiruvananthapuram	1332129	1243172	93%	738792	55%
Thrissur	1284499	1179415	92%	609650	47%
Wayanad	299130	299130	100%	221103	74%
<b>GrandTotal</b>	<b>12823002</b>	<b>12030105</b>	<b>94%</b>	<b>6600547</b>	<b>51%</b>

\*Amongthosewhotook1stDose

TABLE6.Age-Appropriate Group (18-44Years) Coverage as on 11/09/21midnight

18-44 years Coverage as on 12/09/21 at12 AM					
District	Target	First Dose		2nd Dose Coverage	Percentage fully vaccinated*
		1st Dose Coverage	Percentage		
Alappuzha	975843	550278	56%	67785	7%
Ernakulam	1546220	1169968	76%	177737	11%
Idukki	538844	348295	65%	41645	8%
Kannur	1211018	712049	59%	100108	8%
Kasaragod	650953	398547	61%	66514	10%
Kollam	1250246	718769	57%	98594	8%
Kottayam	873818	530194	61%	88629	10%
Kozhikode	1496798	790972	53%	118643	8%
Malappuram	2036632	1074248	53%	130619	6%
Palakkad	1390425	702080	50%	79144	6%
Pathanamthitta	519694	379439	73%	51762	10%
Thiruvananthapuram	1591984	1021760	64%	189179	12%
Thrissur	1460363	875054	60%	110310	8%
Wayanad	374450	308914	82%	40231	11%
<b>GrandTotal</b>	<b>15917288</b>	<b>9580567</b>	<b>60%</b>	<b>1360900</b>	<b>9%</b>

\*Among those who have taken first dose

TABLE7.Achievement for the day 11/09/21 midnight

<i>DISTRICT</i>	<i>1<sup>st</sup> Dose</i>	<i>2<sup>nd</sup> Dose</i>	<i>Total</i>
Alappuzha	6087	6603	12690
Ernakulam	12834	21950	34784
Idukki	3690	4148	7838
Kannur	1006	11420	12426
Kasaragod	4721	6933	11654
Kollam	5710	17022	22732
Kottayam	6950	9323	16273
Kozhikode	11259	10817	22076
Malappuram	19757	6782	26539
Palakkad	8972	8273	17245
Pathanamthitta	392	1655	2047
Thiruvananthapuram	12680	15252	27932
Thrissur	5613	16403	22016
Wayanad	981	3249	4230
<b>GrandTotal</b>	<b>100652</b>	<b>139830</b>	<b>240482</b>

\*\* Vaccine stock details couldn't be downloaded from e-VIN portal as the portal is down.

TABLE9.COVIDVaccinationrelatedsites

[support@cowin.gov.in](mailto:support@cowin.gov.in)  
<https://www.cowin.gov.in/home>  
<https://dashboard.kerala.gov.in/>  
<https://dhs.kerala.gov.in/https://aogyakeralam.gov.in/https://sha.kerala.gov.in/>



TABLE 10. COVID Vaccination related Help line numbers

<b>National/State/District</b>	<b>Line1</b>	<b>Line2</b>	<b>Line3</b>
National Helpline	1075	+91 1123978046	0120 4473222
Disha	1056	04712552056	
State Call Center	04712309251	04712309252	04712309255
Thiruvananthapuram	9188610100	1077	
Kollam	04742797609	8589015556	
Pathanamthitta	04682222515	04682228220	
Alappuzha	04772239999		
Kottayam	04812565200	04812304800	04812581900
Idukki	18004255640	04862232220	04862233118
Ernakulam	9072303861		
Thrissur	9400066921	9400066922	9400066923
Palakkad	04912505264	04912505189	8943341439
Malappuram	04832733253	04832737858	04832733252
Kozhikode	7594001442		
Wayanad	04936202343	04936202375	9072510900
Kannur	04972700194		
Kasargod	9061076590	9061079244	9061078026