



കേരള സർക്കാർ

COVID-19 OUTBREAK CONTROL AND PREVENTIONS TATE
CELL HEALTH&FAMILY WELFARE DEPARTMENT
Govt of Kerala
www.health.kerala.gov.in

www.dhs.kerala.gov.in

controlroomdhskerala@gmail.com

Kerala HEALTH-COVID-19 DAILY VACCINATION BULLETIN

Date:12/09/2021

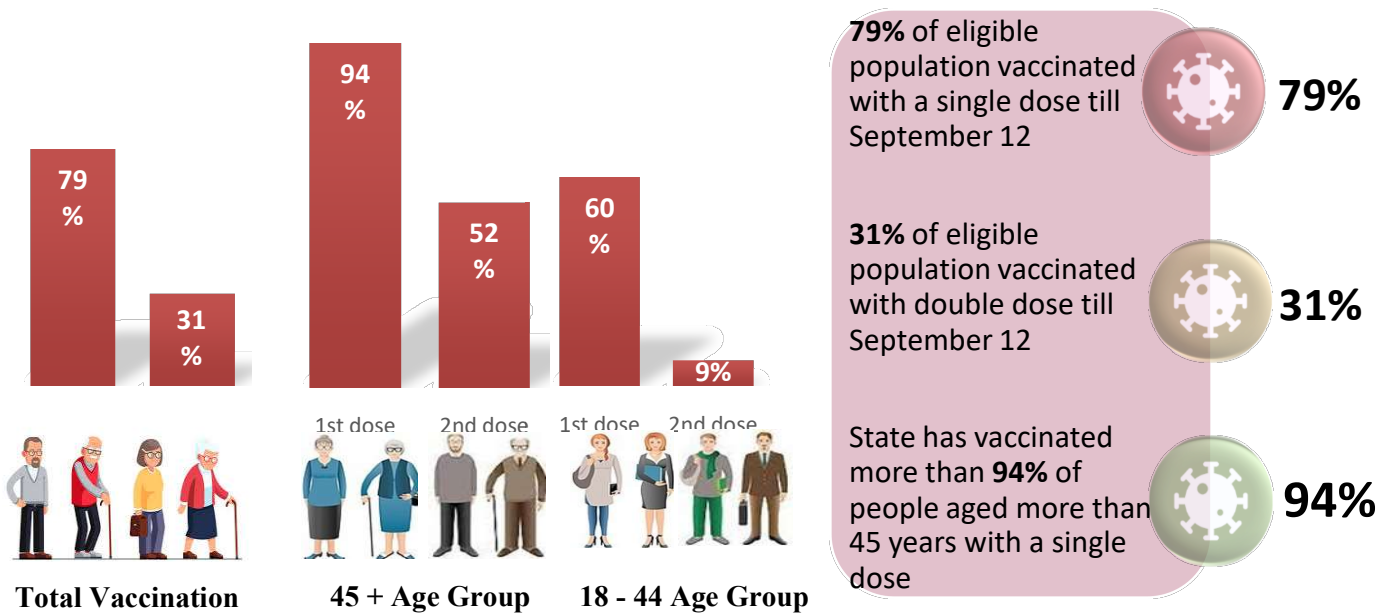
**OUR HEALTH OUR RESPONSIBILITY
VACCINE ADVISORY**

- *People who are vaccinated with Covid Vaccine are reported to have reduced Covid related ICU admissions, serious disease and death.*
- *Early vaccination is useful to safeguard our life from this deadly disease.*
- *Vaccination sessions are planned as per the availability of vaccine. All are requested to cooperate.*
- *After receiving the first dose, second dose of Covishield vaccine is to be taken between 12–16 weeks and second dose of Covaxin between 4-6 weeks.*
- *Covid vaccination is currently available to all above the age of 18.*
- *Vaccination is available free of cost in all Government covid vaccination centers, and at a nominal rate (as per the GoI order F.No.2079203/2021/Immunization) in selected private Hospitals.*
- **ENSURE ALL YOUR ELIGIBLE FAMILY MEMBERS ARE PROTECTED BY RECEIVING ANY OF THE AVAILABLE COVID VACCINE.**
- **“BOTH COVAXIN AND COVISHIELD ARE EQUALLY EFFECTIVE AND SAFE”**
- **“BE FULLY PROTECTED – GET THE SECOND DOSE AT YOUR SCHEDULED TIME”**

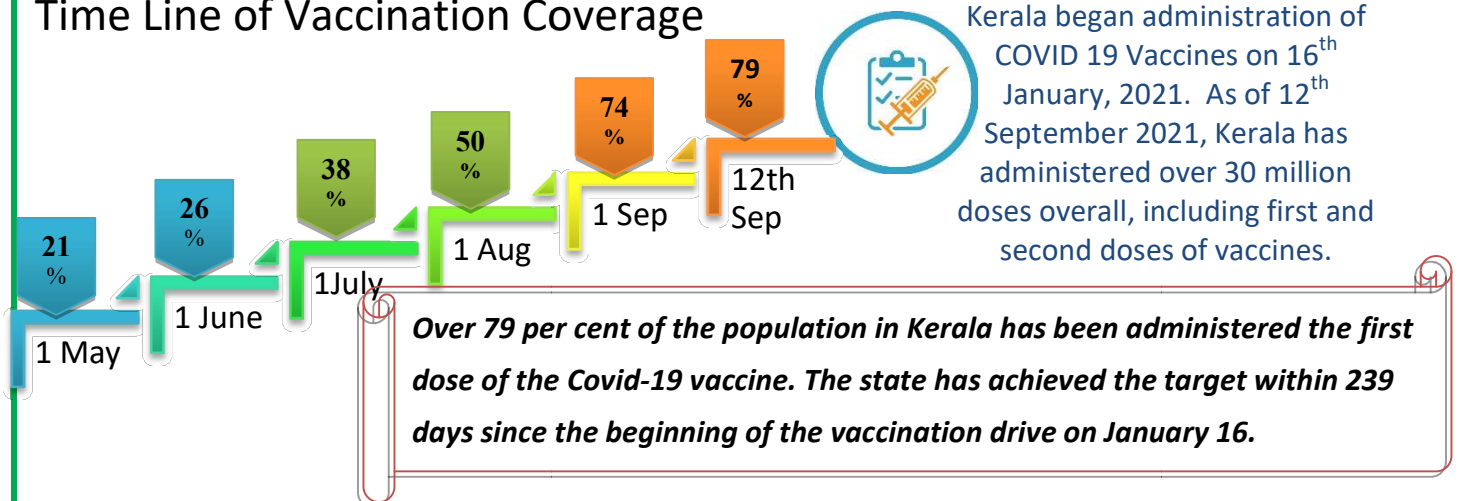
ANALYSIS

COVID-19 mass vaccinations are showing signs of preventing illness and steep decline in cases and hospital admissions in countries which done vaccination. Kerala started its vaccination for health care workers from January 16, 2021. The COVID-19 Vaccines Operational Guidelines issued by the Ministry of Health and Family Welfare, Govt. of India, 28th December 2020 and all subsequent Guidelines issued by Ministry of Health and Family Welfare, Govt of India are followed at the sites and all vaccination lanes

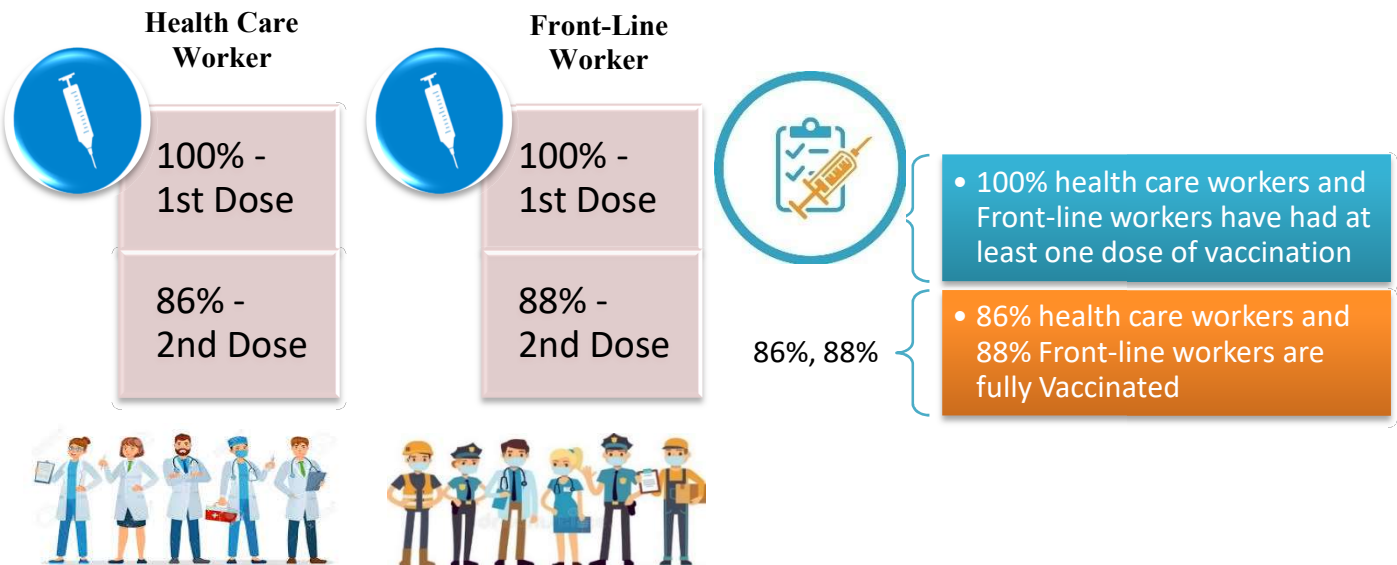
Summary of COVID Vaccine Administered as on 12-09-2021 midnight




Time Line of Vaccination Coverage



Health Care Workers and Front-Line Workers Vaccinated



Are You Vaccinated? You Still Need to Practice: SMS



- Even after vaccination, follow COVID appropriate behavior
- Practice Social Distancing and greet without physical contact
- Always wear clean face mask
- Wash your hands thoroughly and frequently or use hand sanitizer
- Follow the current COVID 19 guidelines to prevent further spread
- Stay Safe. Stay Strong. Get Vaccinated

Even After Getting Vaccinated Keep Taking Precautions to Protect Your Self



Important Message to the Public

- a. *Infection or infection rate is only a part and disease manifestation of disease is to be monitored*
- b. *Fatality among vaccinated people is very less. Disease severity among vaccinated people is less.*
- c. *People with comorbidity should be careful. Once detected covid positive they should get admitted and do not stay at home.*
- d. *Death among non-vaccinated people, especially people with comorbidity is because of late arrival in hospitals*
- e. *Diabetes and Hypertension together is the most common cause of patient death if they arrive late.*
- f. *Vaccinated people, only if symptomatic are advised to consult Doctor.*
- g. *Non Vaccinated people, if symptomatic, may do RTPCR test*
- h. *Antigen testing is only for emergency purpose*
- i. *Non vaccinated people with co-morbidities to do testing by RTPCR and consult doctor*
- j. *Repeat RTPCR is not needed among the people who are detected COVID positive in the previous 2 months*
- k. *All young person detected positive and at home isolation should do glucose test*

TABLE1.Total Vaccination done in the State as on 12/09/21 midnight

State Summary till			13/09/2021	at 12 AM		Total Doses Administered
District	Target	First Dose	Percentage *	Second Dose	Percentage *	
Alappuzha	1915224	1443435	75%	582097	30%	2,025,532
Ernakulam	2938117	2687924	91%	1041189	35%	3,729,113
Idukki	970389	809247	83%	322274	33%	1,131,521
Kannur	2168725	1685724	78%	665185	31%	2,350,909
Kasaragod	1067681	854189	80%	386725	36%	1,240,914
Kollam	2318825	1781007	77%	691124	30%	2,472,131
Kottayam	1776779	1390346	78%	580179	33%	1,970,525
Kozhikode	2616722	1983190	76%	772179	30%	2,755,369
Malappuram	3134075	2222195	71%	729654	23%	2,951,849
Palakkad	2386864	1685069	71%	562908	24%	2,247,977
Pathanamthitta	1104334	1011294	92%	478869	43%	1,490,163
Thiruvananthapuram	2924113	2413297	83%	1055352	36%	3,468,649
Thrissur	2744862	2149276	78%	806314	29%	2,955,590
Wayanad	673580	639034	95%	289217	43%	928,251
Grand Total	28740290	22755227	79%	8963266	31%	31,718,493
*Target population (> 18 years) as per MOHFW is 2.87 crores						

TABLE2.Covid-19 Vaccination Center Functional in the State as on 12/09/21 midnight

<i>DISTRICTS</i>	Public	Private	Total
Alappuzha	55	3	58
Ernakulam	8	24	32
Idukki	7	2	9
Kannur	0	21	21
Kasaragod	36	3	39
Kollam	25	27	52
Kottayam	1	5	6
Kozhikode	22	31	53
Malappuram	10	10	20
Palakkad	6	6	12
Pathanamthitta	0	2	2
Thiruvananthapuram	10	22	32
Thrissur	15	15	30
Wayanad	0	6	6
GrandTotal	195	177	372

TABLE3. Health Care Workers Coverage as on 12/09/21 midnight

<i>DISTRICT</i>	<i>1ST DOSE</i>	<i>Percentage</i>	<i>2ND DOSE</i>	<i>Percentage Fully Vaccinated</i>
Alappuzha	29000	100%	25839	89%
Ernakulam	85528	100%	70956	83%
Idukki	13541	100%	12238	90%
Kannur	40372	100%	35755	89%
Kasaragod	11608	100%	10191	88%
Kollam	36020	100%	31481	87%
Kottayam	38685	100%	34018	88%
Kozhikode	52716	100%	44388	84%
Malappuram	44804	100%	38229	85%
Palakkad	34665	100%	29710	86%
Pathanamthitta	29323	100%	23382	80%
Thiruvananthapuram	73382	100%	61494	84%
Thrissur	51900	100%	46361	89%
Wayanad	13973	100%	12693	91%
GrandTotal	555517	100%	476735	86%

TABLE4. Frontline workers Coverage as on 12/09/21 midnight

<i>DISTRICT</i>	<i>1ST DOSE</i>	<i>Percentage</i>	<i>2nd DOSE</i>	<i>Percentage Fully Vaccinated</i>
Alappuzha	39091	100%	35002	90%
Ernakulam	54902	100%	47111	86%
Idukki	22975	100%	19507	85%
Kannur	41367	100%	38583	93%
Kasaragod	24608	100%	21301	87%
Kollam	42192	100%	35694	85%
Kottayam	32120	100%	29023	90%
Kozhikode	55241	100%	48491	88%
Malappuram	53891	100%	48195	89%
Palakkad	48075	100%	42823	89%
Pathanamthitta	25239	100%	20858	83%
Thiruvananthapuram	72919	100%	60379	83%
Thrissur	41887	100%	38526	92%
Wayanad	17016	100%	15143	89%
GrandTotal	571523	100%	500636	88%

TABLE5.Age-Appropriate Group (≥45Years) Coverage as on 12/09/21 midnight

Age appropriate group (≥45years) Coverage as on 13/09/2021, 12AM					
District	Target	1 st dose coverage	Percentage	2nd dose	Percentage Fully Vaccinated*
Alappuzha	939381	823756	88%	452319	48%
Ernakulam	1391897	1374767	99%	743535	53%
Idukki	431545	424001	98%	247429	57%
Kannur	957707	891789	93%	490567	51%
Kasaragod	417136	417136	100%	287663	69%
Kollam	1068579	983370	92%	524509	49%
Kottayam	902961	789243	87%	428068	47%
Kozhikode	1119924	1083416	97%	558650	50%
Malappuram	1097443	1048453	96%	512345	47%
Palakkad	996439	898181	90%	410245	41%
Pathanamthitta	584640	577221	99%	382777	65%
Thiruvananthapuram	1332129	1243568	93%	740582	56%
Thrissur	1284499	1179567	92%	610284	48%
Wayanad	299130	299130	100%	221106	74%
GrandTotal	12823410	12033598	94%	6610079	52%

*Among those who took 1st Dose

TABLE6.Age-Appropriate Group (18-44Years) Coverage as on 12/09/21 midnight

18-44 years Coverage as on 13/09/21 at 12 AM					
District	Target	First Dose		2nd Dose Coverage	Percentage fully vaccinated*
		1st Dose Coverage	Percentage		
Alappuzha	975843	551588	57%	68937	7%
Ernakulam	1546220	1172727	76%	179587	12%
Idukki	538844	348730	65%	43100	8%
Kannur	1211018	712196	59%	100280	8%
Kasaragod	650545	400837	62%	67570	10%
Kollam	1250246	719425	58%	99440	8%
Kottayam	873818	530298	61%	89070	10%
Kozhikode	1496798	791817	53%	120650	8%
Malappuram	2036632	1075047	53%	130885	6%
Palakkad	1390425	704148	51%	80130	6%
Pathanamthitta	519694	379511	73%	51852	10%
Thiruvananthapuram	1591984	1023428	64%	192897	12%
Thrissur	1460363	875922	60%	111143	8%
Wayanad	374450	308915	82%	40275	11%
GrandTotal	15916880	9594589	60%	1375816	9%

*Among those who have taken first dose

TABLE7. Achievement for the day 12/09/21 midnight

<i>DISTRICT</i>	<i>1st Dose</i>	<i>2nd Dose</i>	<i>Total</i>
Alappuzha	1834	2083	3917
Ernakulam	3316	2942	6258
Idukki	580	2562	3142
Kannur	173	218	391
Kasaragod	2674	1931	4605
Kollam	835	1455	2290
Kottayam	144	576	720
Kozhikode	1070	3158	4228
Malappuram	883	398	1281
Palakkad	2709	2037	4746
Pathanamthitta	84	162	246
Thiruvananthapuram	2067	5569	7636
Thrissur	1002	1472	2474
Wayanad	1	47	48
GrandTotal	17372	24610	41982

** Vaccine stock details couldn't be downloaded from e-VIN portal as the portal is down.

TABLE9. COVID Vaccination related sites

support@cowin.gov.in https://www.cowin.gov.in/home https://dashboard.kerala.gov.in/ https://dhs.kerala.gov.in/https://aogyakeralam.gov.in/https://sha.kerala.gov.in/

TABLE 10. COVID Vaccination related Helpline numbers

National/State/District	Line1	Line2	Line3
National Helpline	1075	+91 1123978046	0120 4473222
Disha	1056	04712552056	
StateCallCenter	04712309251	04712309252	04712309255
Thiruvananthapuram	9188610100	1077	
Kollam	04742797609	8589015556	
Pathanamthitta	04682222515	04682228220	
Alappuzha	04772239999		
Kottayam	04812565200	04812304800	04812581900
Idukki	18004255640	04862232220	04862233118
Ernakulam	9072303861		
Thrissur	9400066921	9400066922	9400066923
Palakkad	04912505264	04912505189	8943341439
Malappuram	04832733253	04832737858	04832733252
Kozhikode	7594001442		
Wayanad	04936202343	04936202375	9072510900
Kannur	04972700194		
Kasargod	9061076590	9061079244	9061078026