



കേരള സർക്കാർ

COVID-19 OUTBREAK CONTROL AND PREVENTION STATE
CELL HEALTH&FAMILY WELFARE DEPARTMENT
Govt of Kerala
www.health.kerala.gov.in

www.dhs.kerala.gov.in

controlroomdhskerala@gmail.com

Kerala HEALTH-COVID-19 DAILY VACCINATION BULLETIN

Date:16/09/2021

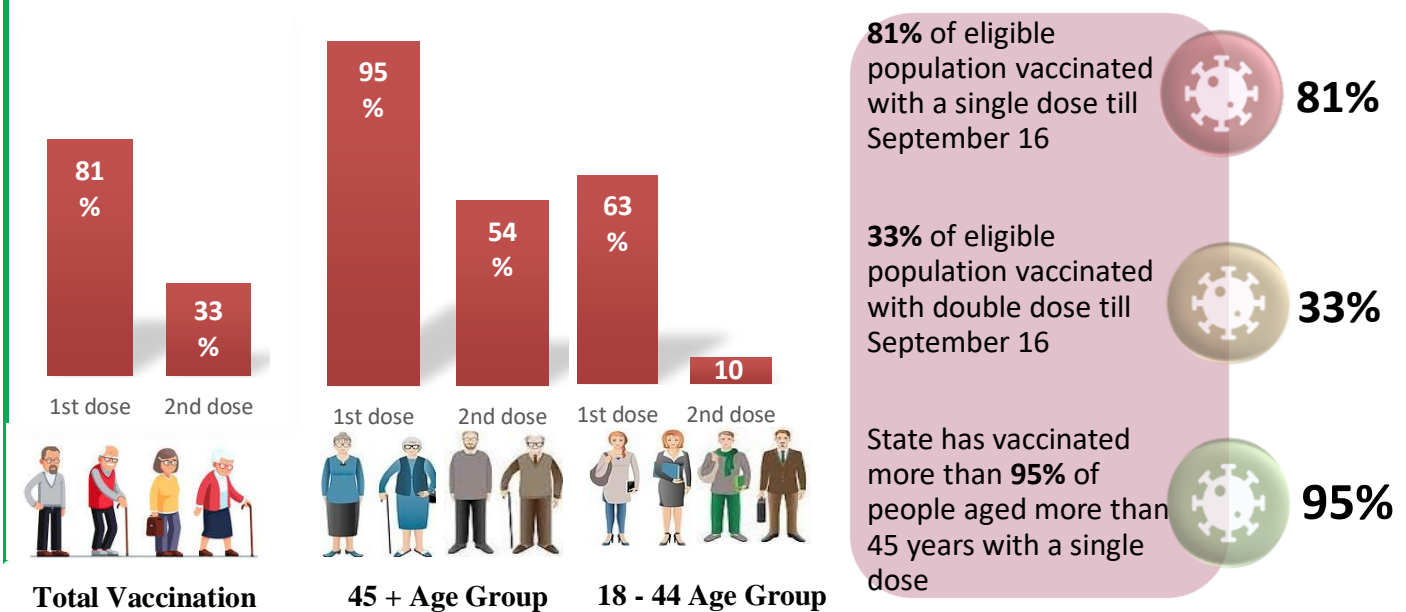
**OUR HEALTH OUR RESPONSIBILITY
VACCINE ADVISORY**

- *People who are vaccinated with Covid Vaccine are reported to have reduced Covid related ICU admissions, serious disease and death.*
- *Early vaccination is useful to safeguard our life from this deadly disease.*
- *Vaccination sessions are planned as per the availability of vaccine. All are requested to cooperate.*
- *After receiving the first dose, second dose of Covishield vaccine is to be taken between 12–16 weeks and second dose of Covaxin between 4-6 weeks.*
- *Covid vaccination is currently available to all above the age of 18*
- *Vaccination is available free of cost in all Government covid vaccination centers, and at a nominal rate (as per the GoI order F.No.2079203/2021/Immunization) in selected private Hospitals.*
- **ENSURE ALL YOUR ELIGIBLE FAMILY MEMBERS ARE PROTECTED BY RECEIVING ANY OF THE AVAILABLE COVID VACCINE.**
- **“BOTH COVAXIN AND COVISHIELD ARE EQUALLY EFFECTIVE AND SAFE”**
- **“BE FULLY PROTECTED – GET THE SECOND DOSE AT YOUR SCHEDULED TIME”**

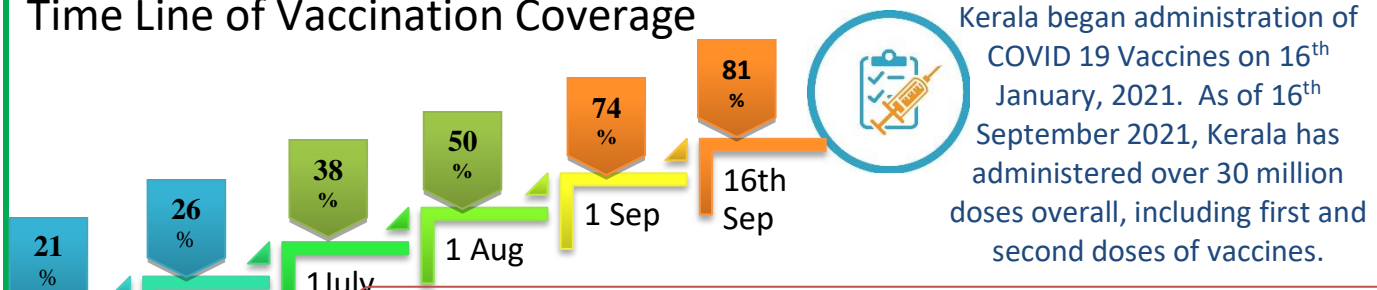
ANALYSIS

COVID-19 mass vaccinations are showing signs of preventing illness and steep decline in cases and hospital admissions in countries which done vaccination. Kerala started its vaccination for health care workers from January 16, 2021. The COVID-19 Vaccines Operational Guidelines issued by the Ministry of Health and Family Welfare, Govt. of India, 28th December 2020 and all subsequent Guidelines issued by Ministry of Health and Family Welfare, Govt of India are followed at the sites and all vaccination lanes

Summary of COVID Vaccine Administered as on 16-09-2021 midnight

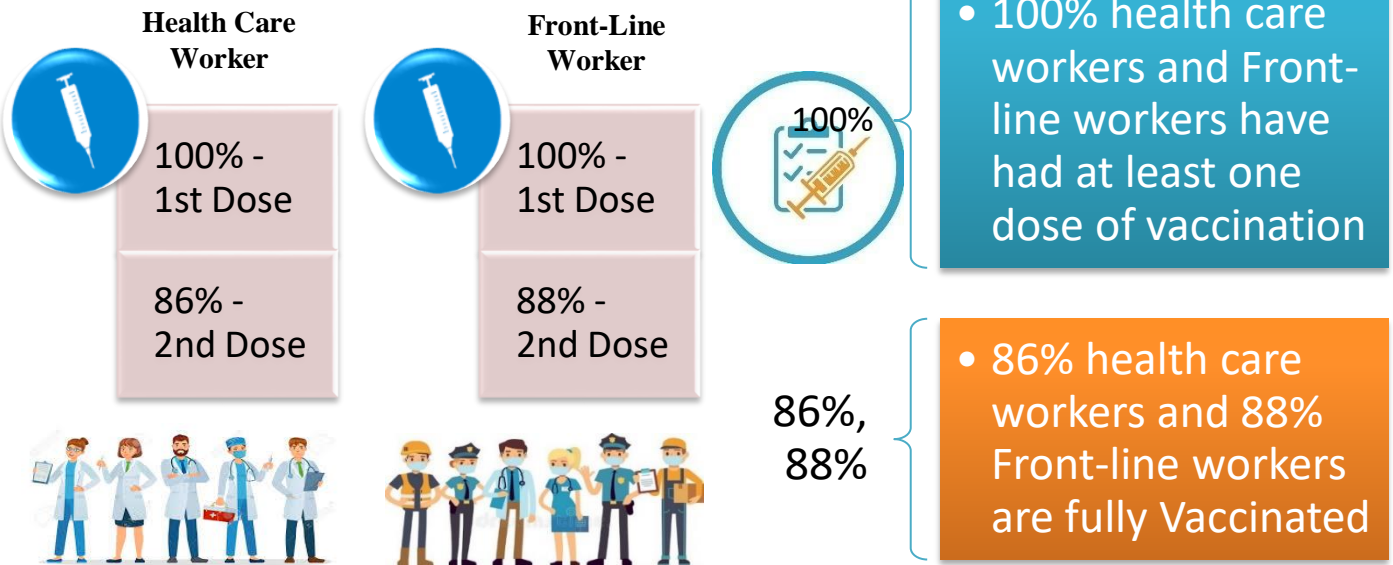


Time Line of Vaccination Coverage




Over 81 per cent of the population in Kerala has been administered the first dose of the Covid-19 vaccine. The state has achieved the target within 243 days since the beginning of the vaccination drive on January 16.

Health Care Workers and Front-Line Workers Vaccinated



Are You Vaccinated? You Still Need to Practice: SMS



- Even after vaccination, follow COVID appropriate behavior
- Practice Social Distancing and greet without physical contact
- Always wear clean face mask
- Wash your hands thoroughly and frequently or use hand sanitizer
- Follow the current COVID 19 guidelines to prevent further spread
- Stay Safe. Stay Strong. Get Vaccinated

Even After Getting Vaccinated Keep Taking Precautions to Protect Your Self



Important Message to the Public

- a. *Infection or infection rate is only a part and disease manifestation of disease is to be monitored*
- b. *Fatality among vaccinated people is very less. Disease severity among vaccinated people is less.*
- c. *People with comorbidity should be careful. Once detected covid positive they should get admitted and do not stay at home.*
- d. *Death among non-vaccinated people, especially people with comorbidity is because of late arrival in hospitals*
- e. *Diabetes and Hypertension together is the most common cause of patient death if they arrive late.*
- f. *Vaccinated people, only if symptomatic are advised to consult Doctor.*
- g. *Non Vaccinated people, if symptomatic, may do RTPCR test*
- h. *Antigen testing is only for emergency purpose*
- i. *Non vaccinated people with co-morbidities to do testing by RTPCR and consult doctor*
- j. *Repeat RTPCR is not needed among the people who are detected COVID positive in the previous 2 months*
- k. *All young person detected positive and at home isolation should do glucose test*

TABLE1.Total Vaccination done in the State as on 16/09/21 midnight

State Summary till			17/09/2021	at 12 AM		
District	Target	First Dose	Percentage *	Second Dose	Percentage *	Total Doses Administered
Alappuzha	1915224	1463221	76%	600081	31%	20,63,302
Ernakulam	2938117	2728646	93%	1112024	38%	38,40,670
Idukki	970389	820680	85%	344784	36%	11,65,464
Kannur	2168725	1764879	81%	701520	32%	24,66,399
Kasaragod	1067681	866335	81%	400220	37%	12,66,555
Kollam	2318825	1822921	79%	738135	32%	25,61,056
Kottayam	1776779	1412111	79%	611469	34%	20,23,580
Kozhikode	2616722	2091350	80%	830067	32%	29,21,417
Malappuram	3134075	2358887	75%	772886	25%	31,31,773
Palakkad	2386864	1763088	74%	596101	25%	23,59,189
Pathanamthitta	1104334	1017268	92%	505769	46%	15,23,037
Thiruvananthapuram	2924113	2454748	84%	1121885	38%	35,76,633
Thrissur	2744862	2196549	80%	866216	32%	30,62,765
Wayanad	673580	641825	95%	300022	45%	9,41,847
Grand Total	28740290	23402508	81%	9501179	33%	3,29,03,687
*Target population (> 18 years) as per MOHFW is 2.87 crores						

TABLE2.Covid-19 Vaccination Center Functional in the State as on 16/09/21 midnight

DISTRICTS	Public	Private	Total
Alappuzha	87	7	94
Ernakulam	153	62	215
Idukki	61	11	72
Kannur	119	21	140
Kasaragod	55	7	62
Kollam	97	30	127
Kottayam	104	20	124
Kozhikode	152	38	190
Malappuram	127	15	142
Palakkad	109	17	126
Pathanamthitta	62	14	76
Thiruvananthapuram	127	33	160
Thrissur	118	32	150
Wayanad	38	7	45
GrandTotal	1409	314	1723

TABLE3. Health Care Workers Coverage as on 16/09/21 midnight

<i>DISTRICT</i>	<i>1ST DOSE</i>	<i>Percentage</i>	<i>2ND DOSE</i>	<i>Percentage Fully Vaccinated</i>
Alappuzha	29001	100%	25935	89%
Ernakulam	85530	100%	71207	83%
Idukki	13541	100%	12313	91%
Kannur	40373	100%	35902	89%
Kasaragod	11608	100%	10272	88%
Kollam	36021	100%	31710	88%
Kottayam	38688	100%	34195	88%
Kozhikode	52716	100%	44664	85%
Malappuram	44804	100%	38603	86%
Palakkad	34666	100%	29854	86%
Pathanamthitta	29324	100%	23466	80%
Thiruvananthapuram	73387	100%	62007	84%
Thrissur	51901	100%	46593	90%
Wayanad	13973	100%	12754	91%
GrandTotal	555533	100%	479475	86%

TABLE4. Frontline workers Coverage as on 16/09/21 midnight

<i>DISTRICT</i>	<i>1ST DOSE</i>	<i>Percentage</i>	<i>2nd DOSE</i>	<i>Percentage Fully Vaccinated</i>
Alappuzha	39093	100%	35078	90%
Ernakulam	54902	100%	47317	86%
Idukki	22975	100%	19702	86%
Kannur	41367	100%	38714	94%
Kasaragod	24608	100%	21418	87%
Kollam	42194	100%	35998	85%
Kottayam	32120	100%	29130	91%
Kozhikode	55242	100%	48750	88%
Malappuram	53894	100%	48474	90%
Palakkad	48077	100%	42994	89%
Pathanamthitta	25239	100%	20957	83%
Thiruvananthapuram	72924	100%	61007	84%
Thrissur	41889	100%	38813	93%
Wayanad	17016	100%	15227	89%
GrandTotal	571540	100%	503579	88%

TABLE5.Age-Appropriate Group (≥45Years) Coverage as on 16/09/21 midnight

Age appropriate group (≥45years) Coverage as on 17/09/2021, 12AM					
District	Target	1 st dose coverage	Percentage	2nd dose	Percentage Fully Vaccinated*
Alappuzha	939381	830551	88%	460085	49%
Ernakulam	1391897	1384578	99%	781509	56%
Idukki	431545	426470	99%	260567	60%
Kannur	957707	909545	95%	509949	53%
Kasaragod	419524	419524	100%	294389	70%
Kollam	1068579	995420	93%	554732	52%
Kottayam	902961	795986	88%	446664	49%
Kozhikode	1119924	1101649	98%	588746	53%
Malappuram	1097443	1074255	98%	536423	49%
Palakkad	996439	911914	92%	429315	43%
Pathanamthitta	584640	578651	99%	398577	68%
Thiruvananthapuram	1332129	1255104	94%	777354	58%
Thrissur	1284499	1192493	93%	643861	50%
Wayanad	299639	299639	100%	226388	76%
GrandTotal	12826307	12175779	95%	6908559	54%

*Among those who took 1st Dose

TABLE6.Age-Appropriate Group (18-44Years) Coverage as on 16/09/21 midnight

18-44 years Coverage as on 17/09/21 at 12 AM					
District	Target	First Dose		2nd Dose Coverage	Percentage fully vaccinated*
		1st Dose Coverage	Percentage		
Alappuzha	975843	564576	58%	78983	8%
Ernakulam	1546220	1203636	78%	211991	14%
Idukki	538844	357694	66%	52202	10%
Kannur	1211018	773594	64%	116955	10%
Kasaragod	648157	410595	63%	74141	11%
Kollam	1250246	749286	60%	115695	9%
Kottayam	873818	545317	62%	101480	12%
Kozhikode	1496798	881743	59%	147907	10%
Malappuram	2036632	1185934	58%	149386	7%
Palakkad	1390425	768431	55%	93938	7%
Pathanamthitta	519694	384054	74%	62769	12%
Thiruvananthapuram	1591984	1053333	66%	221517	14%
Thrissur	1460363	910266	62%	136949	9%
Wayanad	373941	311197	83%	45653	12%
GrandTotal	15913983	10099656	63%	1609566	10%

*Among those who have taken first dose

TABLE7.Achievement for the day 16/09/21 midnight

<i>DISTRICT</i>	<i>1st Dose</i>	<i>2nd Dose</i>	<i>Total</i>
Alappuzha	6968	5923	12891
Ernakulam	21937	31502	53439
Idukki	4430	7643	12073
Kannur	35294	15982	51276
Kasaragod	2787	2918	5705
Kollam	20691	23163	43854
Kottayam	7213	7853	15066
Kozhikode	51296	19796	71092
Malappuram	70689	20495	91184
Palakkad	37446	12105	49551
Pathanamthitta	3161	11115	14276
Thiruvananthapuram	16666	21127	37793
Thrissur	31537	42841	74378
Wayanad	824	3239	4063
GrandTotal	310939	225702	536641

** Vaccine stock details couldn't be downloaded from e-VIN portal as the portal is down.

TABLE9.COVID Vaccination related sites

support@cowin.gov.in https://www.cowin.gov.in/home https://dashboard.kerala.gov.in/ https://dhs.kerala.gov.in/https://aogyakeralam.gov.in/https://sha.kerala.gov.in/

TABLE 10. COVID Vaccination related Helpline numbers

National/State/District	Line1	Line2	Line3
National Helpline	1075	+91 1123978046	0120 4473222
Disha	1056	04712552056	
StateCallCenter	04712309251	04712309252	04712309255
Thiruvananthapuram	9188610100	1077	
Kollam	04742797609	8589015556	
Pathanamthitta	04682222515	04682228220	
Alappuzha	04772239999		
Kottayam	04812565200	04812304800	04812581900
Idukki	18004255640	04862232220	04862233118
Ernakulam	9072303861		
Thrissur	9400066921	9400066922	9400066923
Palakkad	04912505264	04912505189	8943341439
Malappuram	04832733253	04832737858	04832733252
Kozhikode	7594001442		
Wayanad	04936202343	04936202375	9072510900
Kannur	04972700194		
Kasargod	9061076590	9061079244	9061078026