



കേരള സർക്കാർ

COVID-19 OUTBREAK CONTROL AND PREVENTIONS TATE
CELL HEALTH&FAMILY WELFARE DEPARTMENT
Govt of Kerala
www.health.kerala.gov.in

www.dhs.kerala.gov.in

controlroomdhskerala@gmail.com

Kerala HEALTH-COVID-19 DAILY VACCINATION BULLETIN

Date:18/09/2021

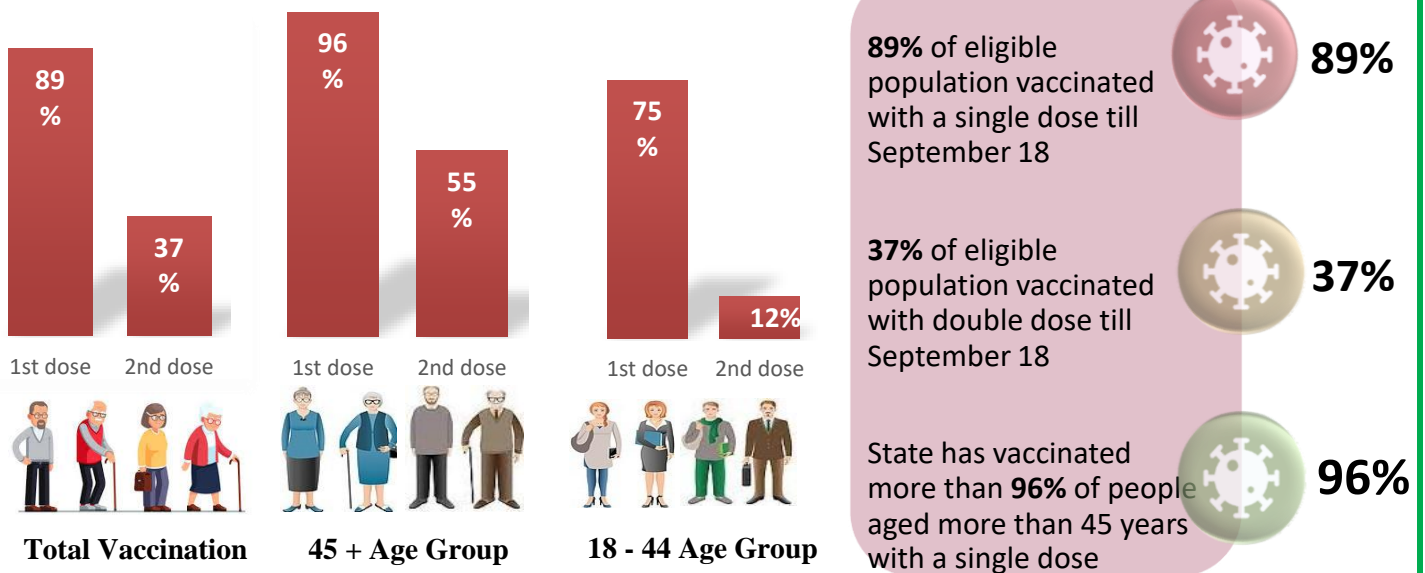
**OUR HEALTH OUR RESPONSIBILITY
VACCINE ADVISORY**

- *People who are vaccinated with Covid Vaccine are reported to have reduced Covid related ICU admissions, serious disease and death.*
- *Early vaccination is useful to safeguard our life from this deadly disease.*
- *Vaccination sessions are planned as per the availability of vaccine. All are requested to cooperate.*
- *After receiving the first dose, second dose of Covishield vaccine is to be taken between 12–16 weeks and second dose of Covaxin between 4-6 weeks.*
- *Covid vaccination is currently available to all above the age of 18.*
- *Vaccination is available free of cost in all Government covid vaccination centers, and at a nominal rate (as per the GoI order F.No.2079203/2021/Immunization) in selected private Hospitals.*
- **ENSURE ALL YOUR ELIGIBLE FAMILY MEMBERS ARE PROTECTED BY RECEIVING ANY OF THE AVAILABLE COVID VACCINE.**
- **“BOTH COVAXIN AND COVISHIELD ARE EQUALLY EFFECTIVE AND SAFE”**
- **“BE FULLY PROTECTED – GET THE SECOND DOSE AT YOUR SCHEDULED TIME”**

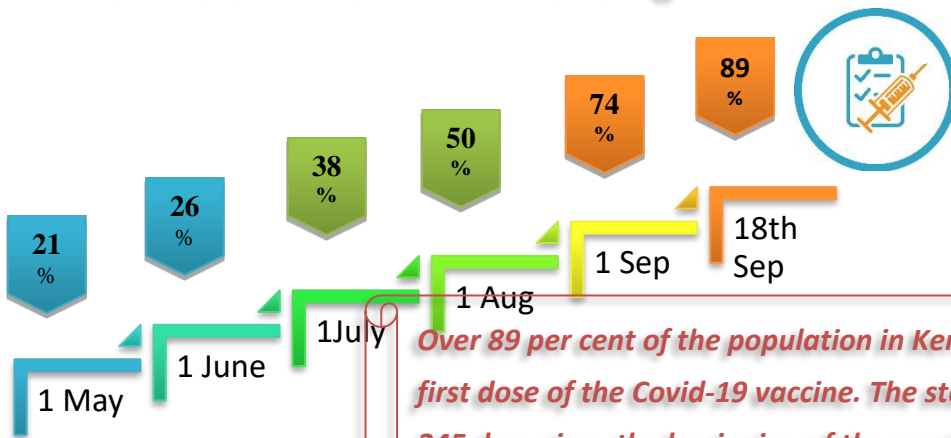
ANALYSIS

COVID-19 mass vaccinations are showing signs of preventing illness and steep decline in cases and hospital admissions in countries which done vaccination. Kerala started its vaccination for health care workers from January 16, 2021. The COVID-19 Vaccines Operational Guidelines issued by the Ministry of Health and Family Welfare, Govt. of India, 28th December 2020 and all subsequent Guidelines issued by Ministry of Health and Family Welfare, Govt of India are followed at the sites and all vaccination lanes

Summary of COVID Vaccine Administered as on 18-09-2021 midnight



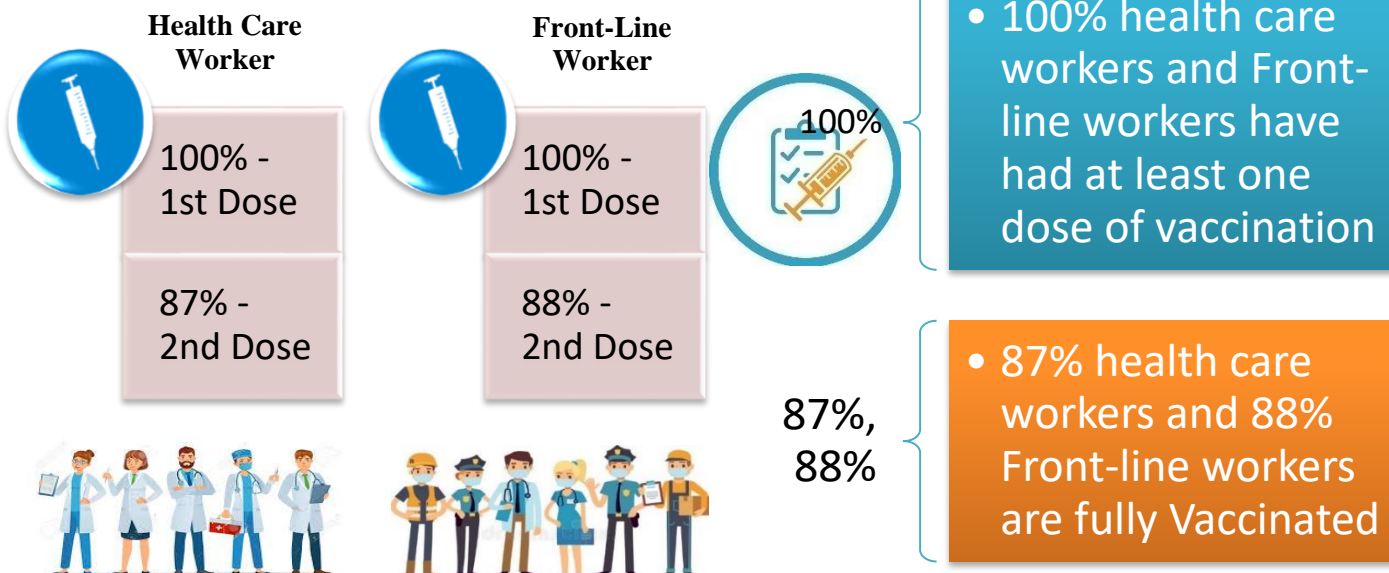
Time Line of Vaccination Coverage



Kerala began administration of COVID 19 Vaccines on 16th January, 2021. As of 18th September 2021, Kerala has administered over 30 million doses overall, including first and second doses of vaccines.

Over 89 per cent of the population in Kerala has been administered the first dose of the Covid-19 vaccine. The state has achieved the target within 245 days since the beginning of the vaccination drive on January 16.

Health Care Workers and Front-Line Workers Vaccinated



Are You Vaccinated? You Still Need to Practice: SMS



- Even after vaccination, follow COVID appropriate behavior
- Practice Social Distancing and greet without physical contact
- Always wear clean face mask
- Wash your hands thoroughly and frequently or use hand sanitizer
- Follow the current COVID 19 guidelines to prevent further spread
- Stay Safe. Stay Strong. Get Vaccinated

Even After Getting Vaccinated Keep Taking Precautions to Protect Your Self



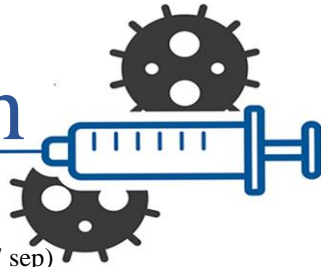
The Race Towards Full Vaccination - Weekly Trend

11 Sep – 17 Sep

Kerala Administered over

18.61 Lakh
COVID Vaccine Doses

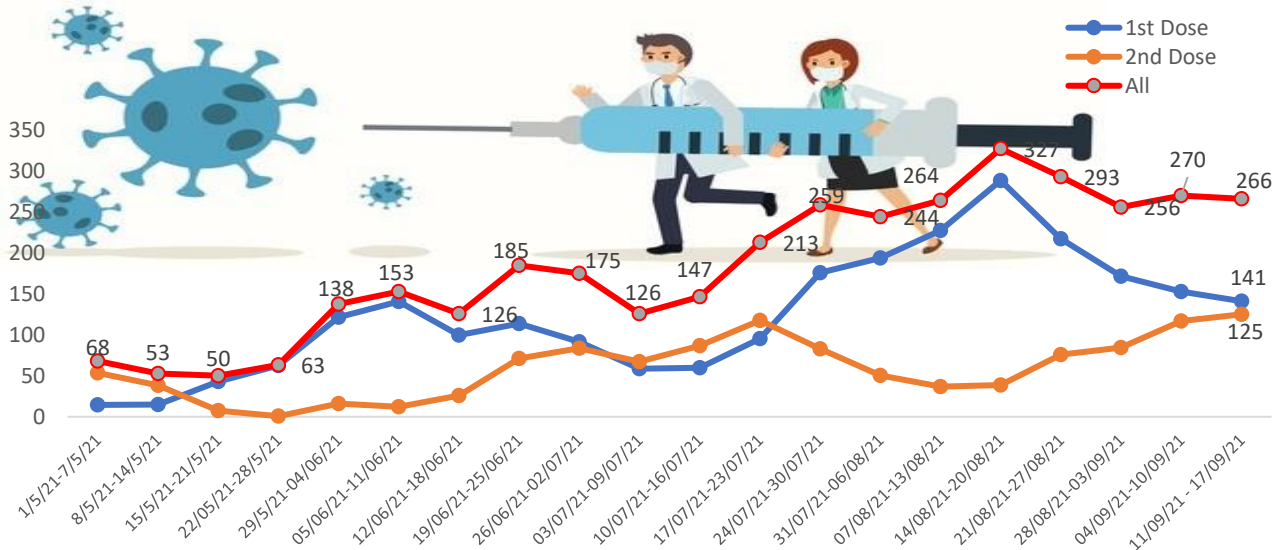
in the last 7 days (11 sep to 17 sep)



From September 11 to 17, on average

2.66 lakh doses were administered daily.

Average Doses Administered Per day per week (in 1000)



Trend in average per day vaccination for the last two weeks

WYD	2,970 ← 3,686			
PTA	5,878 → 6,469			
IDK	7,646 ← 8,760			
KSD	6,640 ← 8,996			
KTM	12,275 ← 14,906			
ALP	9,145 ← 16,649			
KNR	20,646 → 23,380			
KLM	20,926 ← 22,991			
KKD	25,039 → 33,479			
TSR	24,143 ← 25,802			
PKD	25,754 ← 26,113			
EKM	28,089 ← 28,410			
TVM	24,817 ← 29,222			
MLP	33,102 → 40,098			

Important Message to the Public

- a. *Infection or infection rate is only a part and disease manifestation of disease is to be monitored*
- b. *Fatality among vaccinated people is very less. Disease severity among vaccinated people is less.*
- c. *People with comorbidity should be careful. Once detected covid positive they should get admitted and do not stay at home.*
- d. *Death among non-vaccinated people, especially people with comorbidity is because of late arrival in hospitals*
- e. *Diabetes and Hypertension together is the most common cause of patient death if they arrive late.*
- f. *Vaccinated people, only if symptomatic are advised to consult Doctor.*
- g. *Non Vaccinated people, if symptomatic, may do RTPCR test*
- h. *Antigen testing is only for emergency purpose*
- i. *Non vaccinated people with co-morbidities to do testing by RTPCR and consult doctor*
- j. *Repeat RTPCR is not needed among the people who are detected COVID positive in the previous 2 months*
- k. *All young person detected positive and at home isolation should do glucose test*

TABLE1.Total Vaccination done in the State as on 18/09/21 midnight

State Summary till			19/09/2021	at 12 AM		
District	Target	First Dose	Percentage *	Second Dose	Percentage *	Total Doses Administered
Alappuzha	1791004	1470846	82%	609760	34%	2,080,606
Ernakulam	2762347	2762347	100%	1164266	42%	3,926,613
Idukki	901797	827787	92%	354113	39%	1,181,900
Kannur	2014568	1794794	89%	716391	36%	2,511,185
Kasaragod	992755	870703	88%	405786	41%	1,276,489
Kollam	2159675	1855754	86%	767377	36%	2,623,131
Kottayam	1665546	1429660	86%	627186	38%	2,056,846
Kozhikode	2426186	2132166	88%	855427	35%	2,987,593
Malappuram	2874821	2449301	85%	800983	28%	3,250,284
Palakkad	2209869	1827417	83%	623135	28%	2,450,552
Pathanamthitta	1038180	1020720	98%	519382	50%	1,540,102
Thiruvananthapuram	2721461	2477874	91%	1157261	43%	3,635,135
Thrissur	2558964	2218516	87%	904597	35%	3,123,113
Wayanad	657196	642752	98%	304761	46%	947,513
Grand Total	26753640	23780637	89%	9810425	37%	33,591,062
*Target population (> 18 years) as per MOHFW is 2.87 crores						

TABLE2.Covid-19 Vaccination Center Functional in the State as on 18/09/21 midnight

<i>DISTRICTS</i>	Public	Private	Total
Alappuzha	87	11	98
Ernakulam	133	61	194
Idukki	61	11	72
Kannur	78	21	99
Kasaragod	49	5	54
Kollam	60	30	90
Kottayam	104	17	121
Kozhikode	94	38	132
Malappuram	119	23	142
Palakkad	104	17	121
Pathanamthitta	62	14	76
Thiruvananthapuram	128	36	164
Thrissur	119	37	156
Wayanad	38	3	41
GrandTotal	1236	324	1560

TABLE3. Health Care Workers Coverage as on 18/09/21 midnight

<i>DISTRICT</i>	<i>1ST DOSE</i>	<i>Percentage</i>	<i>2ND DOSE</i>	<i>Percentage Fully Vaccinated</i>
Alappuzha	29002	100%	25988	90%
Ernakulam	85530	100%	71399	83%
Idukki	13543	100%	12355	91%
Kannur	40373	100%	35968	89%
Kasaragod	11608	100%	10302	89%
Kollam	36021	100%	31873	88%
Kottayam	38690	100%	34287	89%
Kozhikode	52716	100%	44812	85%
Malappuram	44805	100%	38851	87%
Palakkad	34666	100%	29974	86%
Pathanamthitta	29324	100%	23543	80%
Thiruvananthapuram	73387	100%	62356	85%
Thrissur	51902	100%	46776	90%
Wayanad	13973	100%	12780	91%
GrandTotal	555540	100%	481264	87%

TABLE4. Frontline workers Coverage as on 18/09/21 midnight

<i>DISTRICT</i>	<i>1ST DOSE</i>	<i>Percentage</i>	<i>2nd DOSE</i>	<i>Percentage Fully Vaccinated</i>
Alappuzha	39095	100%	35136	90%
Ernakulam	54906	100%	47492	86%
Idukki	22976	100%	19805	86%
Kannur	41367	100%	38768	94%
Kasaragod	24608	100%	21477	87%
Kollam	42195	100%	36198	86%
Kottayam	32120	100%	29199	91%
Kozhikode	55244	100%	48905	89%
Malappuram	53895	100%	48667	90%
Palakkad	48077	100%	43138	90%
Pathanamthitta	25239	100%	21043	83%
Thiruvananthapuram	72927	100%	61496	84%
Thrissur	41891	100%	38984	93%
Wayanad	17017	100%	15296	90%
GrandTotal	571557	100%	505604	88%

TABLE5.Age-Appropriate Group (≥45Years) Coverage as on 18/09/21 midnight

Age appropriate group (≥45years) Coverage as on 19/09/2021, 12AM					
District	Target	1 st dose coverage	Percentage	2nd dose	Percentage Fully Vaccinated*
Alappuzha	939381	833321	89%	465158	50%
Ernakulam	1392225	1392225	100%	810440	58%
Idukki	431545	427904	99%	266410	62%
Kannur	957707	917111	96%	516943	54%
Kasaragod	420349	420349	100%	297372	71%
Kollam	1068579	1005365	94%	574814	54%
Kottayam	902961	801677	89%	455191	50%
Kozhikode	1119924	1109285	99%	602735	54%
Malappuram	1097443	1091512	99%	553276	50%
Palakkad	996439	924092	93%	449893	45%
Pathanamthitta	584640	579534	99%	406220	69%
Thiruvananthapuram	1332129	1261691	95%	797375	60%
Thrissur	1284499	1199006	93%	668058	52%
Wayanad	299819	299819	100%	228120	76%
GrandTotal	12827640	12262891	96%	7092005	55%

*Among those who took 1st Dose

TABLE6.Age-Appropriate Group (18-44Years) Coverage as on 18/09/21 midnight

18-44 years Coverage as on 19/09/21 at 12 AM					
District	Target	First Dose		2nd Dose	Percentage fully vaccinated*
		1st Dose Coverage	Percentage	Coverage	
Alappuzha	851623	569428	67%	83478	10%
Ernakulam	1349393	1229686	91%	234935	17%
Idukki	470252	363364	77%	55543	12%
Kannur	1056861	795943	75%	124712	12%
Kasaragod	572406	414138	72%	76635	13%
Kollam	1091096	772173	71%	124492	11%
Kottayam	762585	557173	73%	108509	14%
Kozhikode	1306262	914921	70%	158975	12%
Malappuram	1777378	1259089	71%	160189	9%
Palakkad	1213430	820582	68%	100130	8%
Pathanamthitta	453540	386623	85%	68576	15%
Thiruvananthapuram	1389332	1069869	77%	236034	17%
Thrissur	1274465	925717	73%	150779	12%
Wayanad	357377	311943	87%	48565	14%
GrandTotal	13926000	10390649	75%	1731552	12%

*Among those who have taken first dose

TABLE7.Achievement for the day 18/09/21 midnight

<i>DISTRICT</i>	<i>1st Dose</i>	<i>2nd Dose</i>	<i>Total</i>
Alappuzha	3387	4273	7660
Ernakulam	14782	27205	41987
Idukki	3483	4379	7862
Kannur	6088	3700	9788
Kasaragod	2312	3053	5365
Kollam	16667	13002	29669
Kottayam	9752	7638	17390
Kozhikode	12992	11190	24182
Malappuram	33062	11749	44811
Palakkad	32290	11834	44124
Pathanamthitta	1540	5464	7004
Thiruvananthapuram	10496	17844	28340
Thrissur	9513	14136	23649
Wayanad	423	2327	2750
GrandTotal	156787	137794	294581

** Vaccine stock details couldn't be downloaded from e-VIN portal as the portal is down.

TABLE9.COVID Vaccination related sites

support@cowin.gov.in https://www.cowin.gov.in/home https://dashboard.kerala.gov.in/ https://dhs.kerala.gov.in/https://aogyakeralam.gov.in/https://sha.kerala.gov.in/

TABLE 10. COVID Vaccination related Helpline numbers

National/State/District	Line1	Line2	Line3
National Helpline	1075	+91 1123978046	0120 4473222
Disha	1056	04712552056	
StateCallCenter	04712309251	04712309252	04712309255
Thiruvananthapuram	9188610100	1077	
Kollam	04742797609	8589015556	
Pathanamthitta	04682222515	04682228220	
Alappuzha	04772239999		
Kottayam	04812565200	04812304800	04812581900
Idukki	18004255640	04862232220	04862233118
Ernakulam	9072303861		
Thrissur	9400066921	9400066922	9400066923
Palakkad	04912505264	04912505189	8943341439
Malappuram	04832733253	04832737858	04832733252
Kozhikode	7594001442		
Wayanad	04936202343	04936202375	9072510900
Kannur	04972700194		
Kasargod	9061076590	9061079244	9061078026