



കേരള സർക്കാർ

COVID-19 OUTBREAK CONTROL AND PREVENTIONS TATE  
CELL HEALTH&FAMILY WELFARE DEPARTMENT  
Govt of Kerala  
[www.health.kerala.gov.in](http://www.health.kerala.gov.in)

[www.dhs.kerala.gov.in](http://www.dhs.kerala.gov.in)

[controlroomdhskerala@gmail.com](mailto:controlroomdhskerala@gmail.com)

**Kerala HEALTH-COVID-19 DAILY VACCINATION BULLETIN**

**Date:19/09/2021**

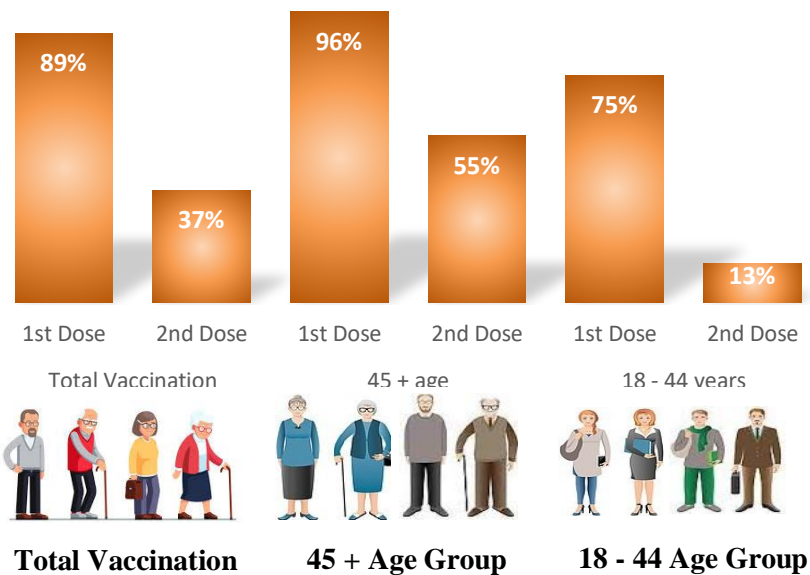
**OUR HEALTH OUR RESPONSIBILITY  
VACCINE ADVISORY**

- *People who are vaccinated with Covid Vaccine are reported to have reduced Covid related ICU admissions, serious disease and death.*
- *Early vaccination is useful to safeguard our life from this deadly disease.*
- *Vaccination sessions are planned as per the availability of vaccine. All are requested to cooperate.*
- *After receiving the first dose, second dose of Covishield vaccine is to be taken between 12–16 weeks and second dose of Covaxin between 4-6 weeks.*
- *Covid vaccination is currently available to all above the age of 18*
- *Vaccination is available free of cost in all Government covid vaccination centers, and at a nominal rate (as per the GoI order F.No.2079203/2021/Immunization) in selected private Hospitals.*
- **ENSURE ALL YOUR ELIGIBLE FAMILY MEMBERS ARE PROTECTED BY RECEIVING ANY OF THE AVAILABLE COVID VACCINE.**
- **“BOTH COVAXIN AND COVISHIELD ARE EQUALLY EFFECTIVE AND SAFE”**
- **“BE FULLY PROTECTED – GET THE SECOND DOSE AT YOUR SCHEDULED TIME”**

## ANALYSIS

COVID-19 mass vaccinations are showing signs of preventing illness and steep decline in cases and hospital admissions in countries which done vaccination. Kerala started its vaccination for health care workers from January 16, 2021. The COVID-19 Vaccines Operational Guidelines issued by the Ministry of Health and Family Welfare, Govt. of India, 28th December 2020 and all subsequent Guidelines issued by Ministry of Health and Family Welfare, Govt of India are followed at the sites and all vaccination lanes

## Summary of COVID Vaccine Administered as on 19-09-2021 midnight



89% of eligible population vaccinated with a single dose till September 19

89%

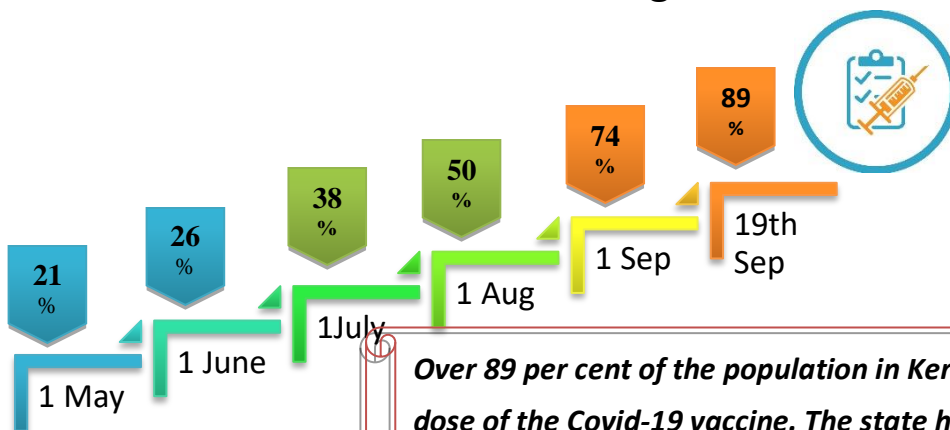
37% of eligible population vaccinated with double dose till September 19

37%

State has vaccinated more than 96% of people aged more than 45 years with a single dose

96%

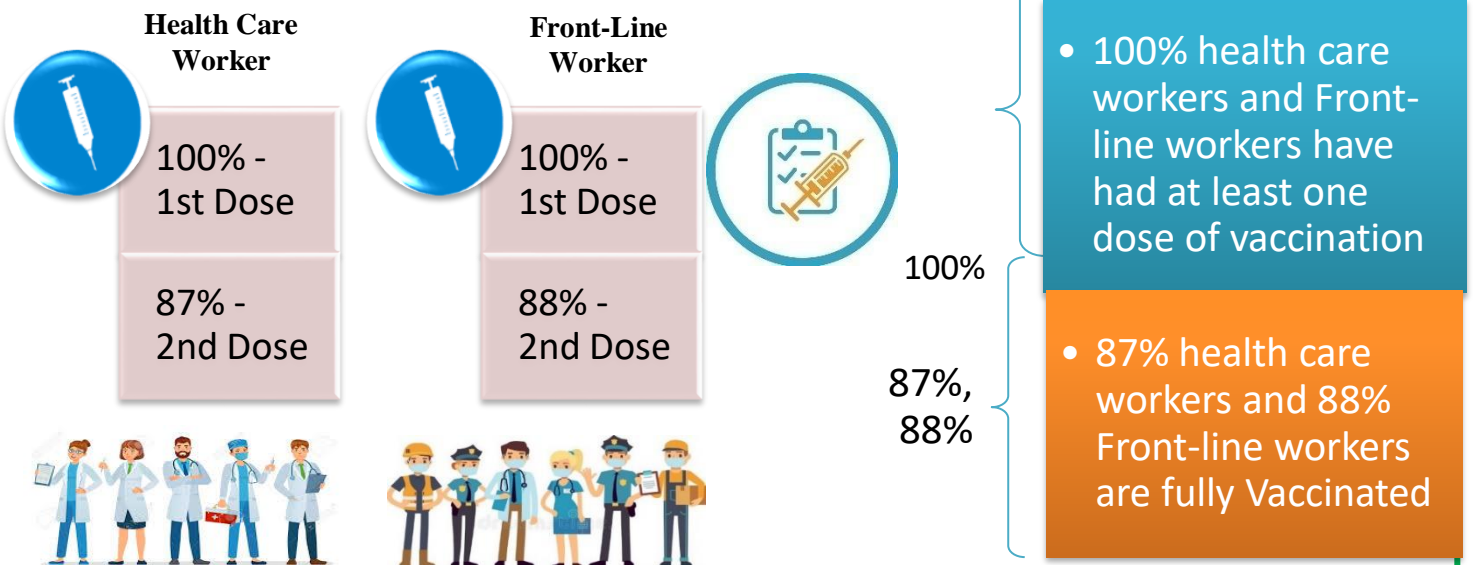
## Time Line of Vaccination Coverage



Kerala began administration of COVID 19 Vaccines on 16<sup>th</sup> January, 2021. As of 19<sup>th</sup> September 2021, Kerala has administered over 30 million doses overall, including first and second doses of vaccines.


**Over 89 per cent of the population in Kerala has been administered the first dose of the Covid-19 vaccine. The state has achieved the target within 246 days since the beginning of the vaccination drive on January 16.**

## Health Care Workers and Front-Line Workers Vaccinated



### Are You Vaccinated? You Still Need to Practice: SMS

- Even after vaccination, follow COVID appropriate behavior
- Practice Social Distancing and greet without physical contact
- Always wear clean face mask
- Wash your hands thoroughly and frequently or use hand sanitizer
- Follow the current COVID 19 guidelines to prevent further spread
- Stay Safe. Stay Strong. Get Vaccinated



Even After Getting Vaccinated Keep Taking Precautions to Protect Your Self



# The Race Towards Full Vaccination - Weekly Trend

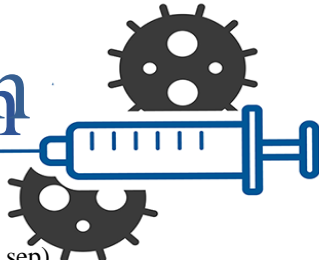
11 Sep – 17 Sep

Kerala Administered over

## 18.61 Lakh

COVID Vaccine Doses

in the last 7 days (11 sep to 17 sep)  
in the last 7 days (11 sep to 17 sep)

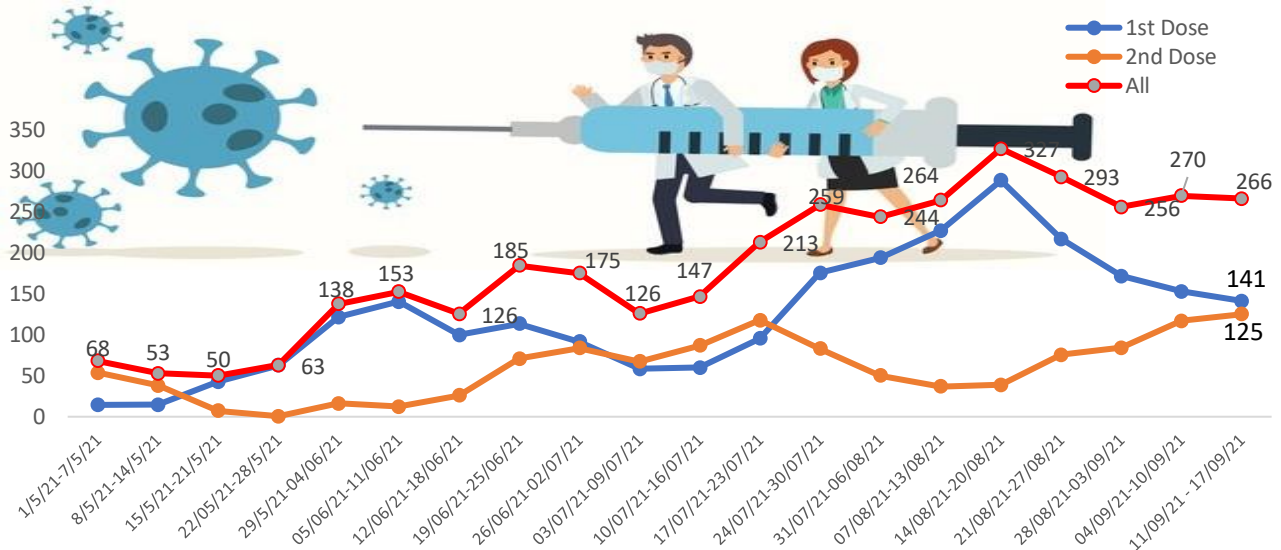


From September 11 to 17, on average

## 2.66 lakh

doses were administered daily.

Average Doses Administered Per day per week (in 1000)



Trend in average per day vaccination for the last two weeks

WYD	2,970 ← 3,686			
PTA	5,878 → 6,469			
IDK	7,646 ← 8,760			
KSD	6,640 ← 8,996			
KTM	12,275 ← 14,906			
ALP	9,145 ← 16,649			
KNR	20,646 → 23,380			
KLM	20,926 ← 22,991			
KKD	25,039 → 33,479			
TSR	24,143 ← 25,802			
PKD	25,754 ← 26,113			
EKM	28,089 ← 28,410			
TVM	24,817 ← 29,222			
MLP	33,102 → 40,098			

## Important Message to the Public

- a. *Infection or infection rate is only a part and disease manifestation of disease is to be monitored*
- b. *Fatality among vaccinated people is very less. Disease severity among vaccinated people is less.*
- c. *People with comorbidity should be careful. Once detected covid positive they should get admitted and do not stay at home.*
- d. *Death among non-vaccinated people, especially people with comorbidity is because of late arrival in hospitals*
- e. *Diabetes and Hypertension together is the most common cause of patient death if they arrive late.*
- f. *Vaccinated people, only if symptomatic are advised to consult Doctor.*
- g. *Non Vaccinated people, if symptomatic, may do RTPCR test*
- h. *Antigen testing is only for emergency purpose*
- i. *Non vaccinated people with co-morbidities to do testing by RTPCR and consult doctor*
- j. *Repeat RTPCR is not needed among the people who are detected COVID positive in the previous 2 months*
- k. *All young person detected positive and at home isolation should do glucose test*

TABLE1.Total Vaccination done in the State as on 19/09/21 midnight

State Summary till			20/09/2021	at 12 AM		
District	Target	First Dose	Percentage *	Second Dose	Percentage *	Total Doses Administered
Alappuzha	1791004	1471609	82%	610812	34%	20,82,421
Ernakulam	2766738	2766738	100%	1168952	42%	39,35,690
Idukki	901797	828379	92%	354643	39%	11,83,022
Kannur	2014568	1798429	89%	717060	36%	25,15,489
Kasaragod	993067	872347	88%	407230	41%	12,79,577
Kollam	2159675	1858463	86%	769223	36%	26,27,686
Kottayam	1665546	1429718	86%	627627	38%	20,57,345
Kozhikode	2426186	2136068	88%	856745	35%	29,92,813
Malappuram	2874821	2452383	85%	802388	28%	32,54,771
Palakkad	2209869	1829967	83%	624146	28%	24,54,113
Pathanamthitta	1038180	1020906	98%	519874	50%	15,40,780
Thiruvananthapuram	2721461	2480217	91%	1163669	43%	36,43,886
Thrissur	2558964	2219347	87%	906207	35%	31,25,554
Wayanad	657201	642830	98%	305047	46%	9,47,877
<b>Grand Total</b>	<b>26754819</b>	<b>23807401</b>	<b>89%</b>	<b>9833623</b>	<b>37%</b>	<b>3,36,41,024</b>
*Target population (> 18 years) as per MOHFW is 2.67 crores						

TABLE2.Covid-19 Vaccination Center Functional in the State as on 19/09/21 midnight

DISTRICTS	Public	Private	Total
Alappuzha	22	4	26
Ernakulam	13	30	43
Idukki	9	1	10
Kannur	8	21	29
Kasaragod	30	4	34
Kollam	11	30	41
Kottayam	0	5	5
Kozhikode	26	38	64
Malappuram	2	7	9
Palakkad	3	13	16
Pathanamthitta	4	1	5
Thiruvananthapuram	20	24	44
Thrissur	5	18	23
Wayanad	0	0	0
<b>GrandTotal</b>	<b>153</b>	<b>196</b>	<b>349</b>

TABLE3. Health Care Workers Coverage as on 19/09/21 midnight

<i>DISTRICT</i>	<i>1<sup>ST</sup> DOSE</i>	<i>Percentage</i>	<i>2<sup>ND</sup> DOSE</i>	<i>Percentage Fully Vaccinated</i>
<b>Alappuzha</b>	29002	100%	25993	90%
<b>Ernakulam</b>	85530	100%	71409	83%
<b>Idukki</b>	13543	100%	12357	91%
<b>Kannur</b>	40373	100%	35969	89%
<b>Kasaragod</b>	11608	100%	10308	89%
<b>Kollam</b>	36021	100%	31889	89%
<b>Kottayam</b>	38690	100%	34287	89%
<b>Kozhikode</b>	52716	100%	44817	85%
<b>Malappuram</b>	44805	100%	38876	87%
<b>Palakkad</b>	34666	100%	29978	86%
<b>Pathanamthitta</b>	29324	100%	23544	80%
<b>Thiruvananthapuram</b>	73387	100%	62395	85%
<b>Thrissur</b>	51902	100%	46785	90%
<b>Wayanad</b>	13973	100%	12781	91%
<b>GrandTotal</b>	<b>555540</b>	<b>100%</b>	<b>481388</b>	<b>87%</b>

TABLE4. Frontline workers Coverage as on 19/09/21 midnight

<i>DISTRICT</i>	<i>1<sup>ST</sup> DOSE</i>	<i>Percentage</i>	<i>2<sup>nd</sup> DOSE</i>	<i>Percentage Fully Vaccinated</i>
<b>Alappuzha</b>	39095	100%	35140	90%
<b>Ernakulam</b>	54906	100%	47502	87%
<b>Idukki</b>	22976	100%	19813	86%
<b>Kannur</b>	41367	100%	38769	94%
<b>Kasaragod</b>	24608	100%	21497	87%
<b>Kollam</b>	42196	100%	36205	86%
<b>Kottayam</b>	32120	100%	29199	91%
<b>Kozhikode</b>	55244	100%	48923	89%
<b>Malappuram</b>	53895	100%	48691	90%
<b>Palakkad</b>	48077	100%	43146	90%
<b>Pathanamthitta</b>	25239	100%	21047	83%
<b>Thiruvananthapuram</b>	72927	100%	61550	84%
<b>Thrissur</b>	41891	100%	38991	93%
<b>Wayanad</b>	17017	100%	15301	90%
<b>GrandTotal</b>	<b>571558</b>	<b>100%</b>	<b>505774</b>	<b>88%</b>



TABLE5.Age-Appropriate Group (≥45Years) Coverage as on 19/09/21 midnight

Age appropriate group (≥45years) Coverage as on 20/09/2021, 12AM					
District	Target	1 <sup>st</sup> dose coverage	Percentage	2nd dose	Percentage Fully Vaccinated*
Alappuzha	939381	833602	89%	465585	50%
Ernakulam	1393087	1393087	100%	812608	58%
Idukki	431545	427985	99%	266721	62%
Kannur	957707	917926	96%	517172	54%
Kasaragod	420661	420661	100%	298171	71%
Kollam	1068579	1006243	94%	575895	54%
Kottayam	902961	801688	89%	455259	50%
Kozhikode	1119924	1110019	99%	603345	54%
Malappuram	1097443	1092083	99.5%	553812	50%
Palakkad	996439	924655	93%	450510	45%
Pathanamthitta	584640	579570	99%	406538	70%
Thiruvananthapuram	1332129	1262259	95%	800398	60%
Thrissur	1284499	1199222	93%	669032	52%
Wayanad	299824	299824	100%	228153	76%
<b>GrandTotal</b>	<b>12828819</b>	<b>12268824</b>	<b>96%</b>	<b>7103199</b>	<b>55%</b>

\*Among those who took 1<sup>st</sup> Dose

TABLE6.Age-Appropriate Group (18-44Years) Coverage as on 19/09/21 midnight

18-44 years Coverage as on 20/09/21 at 12 AM					
District	Target	First Dose		2nd Dose Coverage	Percentage fully vaccinated*
		1st Dose Coverage	Percentage		
Alappuzha	851623	569910	67%	84094	10%
Ernakulam	1349393	1233215	91%	237433	18%
Idukki	470252	363875	77%	55752	12%
Kannur	1056861	798763	76%	125150	12%
Kasaragod	572406	415470	73%	77254	13%
Kollam	1091096	774003	71%	125234	11%
Kottayam	762585	557220	73%	108882	14%
Kozhikode	1306262	918089	70%	159660	12%
Malappuram	1777378	1261600	71%	161009	9%
Palakkad	1213430	822569	68%	100512	8%
Pathanamthitta	453540	386773	85%	68745	15%
Thiruvananthapuram	1389332	1071644	77%	239326	17%
Thrissur	1274465	926332	73%	151399	12%
Wayanad	357377	312016	87%	48812	14%
<b>GrandTotal</b>	<b>13926000</b>	<b>10411479</b>	<b>75%</b>	<b>1743262</b>	<b>13%</b>

\*Among those who have taken first dose



TABLE7.Achievement for the day 19/09/21 midnight

<i>DISTRICT</i>	<i>1<sup>st</sup> Dose</i>	<i>2<sup>nd</sup> Dose</i>	<i>Total</i>
Alappuzha	763	1052	1815
Ernakulam	4381	4653	9034
Idukki	587	503	1090
Kannur	3613	656	4269
Kasaragod	1636	1444	3080
Kollam	2709	1842	4551
Kottayam	58	441	499
Kozhikode	3855	1281	5136
Malappuram	3048	1379	4427
Palakkad	2545	1006	3551
Pathanamthitta	186	492	678
Thiruvananthapuram	2343	6407	8750
Thrissur	830	1606	2436
Wayanad	78	286	364
<b>GrandTotal</b>	<b>26632</b>	<b>23048</b>	<b>49680</b>

\*\* Vaccine stock details couldn't be downloaded from e-VIN portal as the portal is down.

TABLE9.COVID Vaccination related sites

<a href="mailto:support@cowin.gov.in">support@cowin.gov.in</a> <a href="https://www.cowin.gov.in/home">https://www.cowin.gov.in/home</a> <a href="https://dashboard.kerala.gov.in/">https://dashboard.kerala.gov.in/</a> <a href="https://dhs.kerala.gov.in/https://aogyakeralam.gov.in/https://sha.kerala.gov.in/">https://dhs.kerala.gov.in/https://aogyakeralam.gov.in/https://sha.kerala.gov.in/</a>
---

*TABLE 10. COVID Vaccination related Helpline numbers*

<b>National/State/District</b>	<b>Line1</b>	<b>Line2</b>	<b>Line3</b>
National Helpline	1075	+91 1123978046	0120 4473222
Disha	1056	04712552056	
StateCallCenter	04712309251	04712309252	04712309255
Thiruvananthapuram	9188610100	1077	
Kollam	04742797609	8589015556	
Pathanamthitta	04682222515	04682228220	
Alappuzha	04772239999		
Kottayam	04812565200	04812304800	04812581900
Idukki	18004255640	04862232220	04862233118
Ernakulam	9072303861		
Thrissur	9400066921	9400066922	9400066923
Palakkad	04912505264	04912505189	8943341439
Malappuram	04832733253	04832737858	04832733252
Kozhikode	7594001442		
Wayanad	04936202343	04936202375	9072510900
Kannur	04972700194		
Kasargod	9061076590	9061079244	9061078026