



കേരള സർക്കാർ

COVID-19 OUTBREAK CONTROL AND PREVENTIONS TATE
CELL HEALTH&FAMILY WELFARE DEPARTMENT
Govt of Kerala
www.health.kerala.gov.in

www.dhs.kerala.gov.in

controlroomdhskerala@gmail.com

Kerala HEALTH-COVID-19 DAILY VACCINATION BULLETIN

Date:20/09/2021

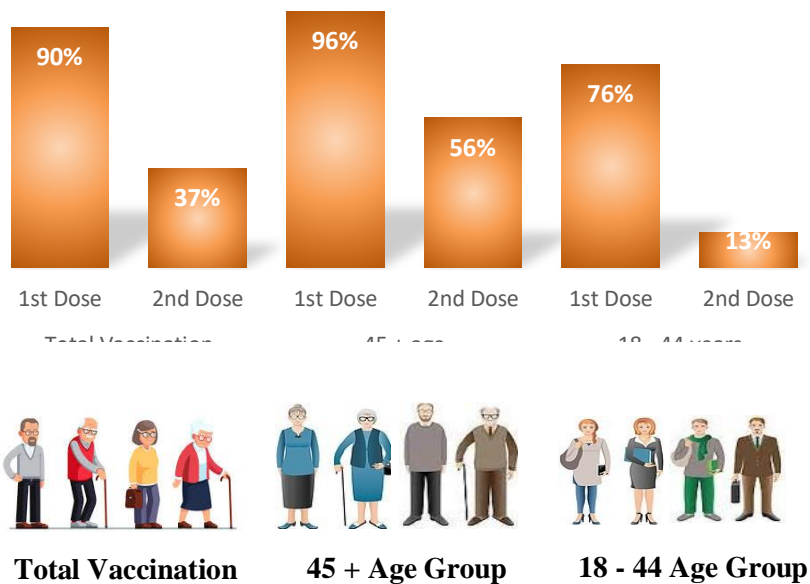
**OUR HEALTH OUR RESPONSIBILITY
VACCINE ADVISORY**

- *People who are vaccinated with Covid Vaccine are reported to have reduced Covid related ICU admissions, serious disease and death.*
- *Early vaccination is useful to safeguard our life from this deadly disease.*
- *Vaccination sessions are planned as per the availability of vaccine. All are requested to cooperate.*
- *After receiving the first dose, second dose of Covishield vaccine is to be taken between 12–16 weeks and second dose of Covaxin between 4-6 weeks.*
- *Covid vaccination is currently available to all above the age of 18*
- *Vaccination is available free of cost in all Government covid vaccination centers, and at a nominal rate (as per the GoI order F.No.2079203/2021/Immunization) in selected private Hospitals.*
- **ENSURE ALL YOUR ELIGIBLE FAMILY MEMBERS ARE PROTECTED BY RECEIVING ANY OF THE AVAILABLE COVID VACCINE.**
- **“BOTH COVAXIN AND COVISHIELD ARE EQUALLY EFFECTIVE AND SAFE”**
- **“BE FULLY PROTECTED – GET THE SECOND DOSE AT YOUR SCHEDULED TIME”**

ANALYSIS

COVID-19 mass vaccinations are showing signs of preventing illness and steep decline in cases and hospital admissions in countries which done vaccination. Kerala started its vaccination for health care workers from January 16, 2021. The COVID-19 Vaccines Operational Guidelines issued by the Ministry of Health and Family Welfare, Govt. of India, 28th December 2020 and all subsequent Guidelines issued by Ministry of Health and Family Welfare, Govt of India are followed at the sites and all vaccination lanes

Summary of COVID Vaccine Administered as on 20-09-2021 midnight

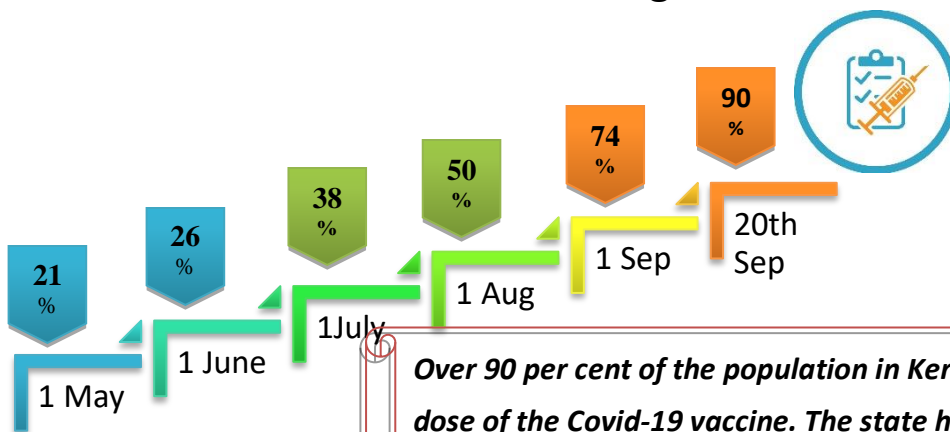


90% of eligible population vaccinated with a single dose till September 20

37% of eligible population vaccinated with double dose till September 20

State has vaccinated more than 96% of people aged more than 45 years with a single dose

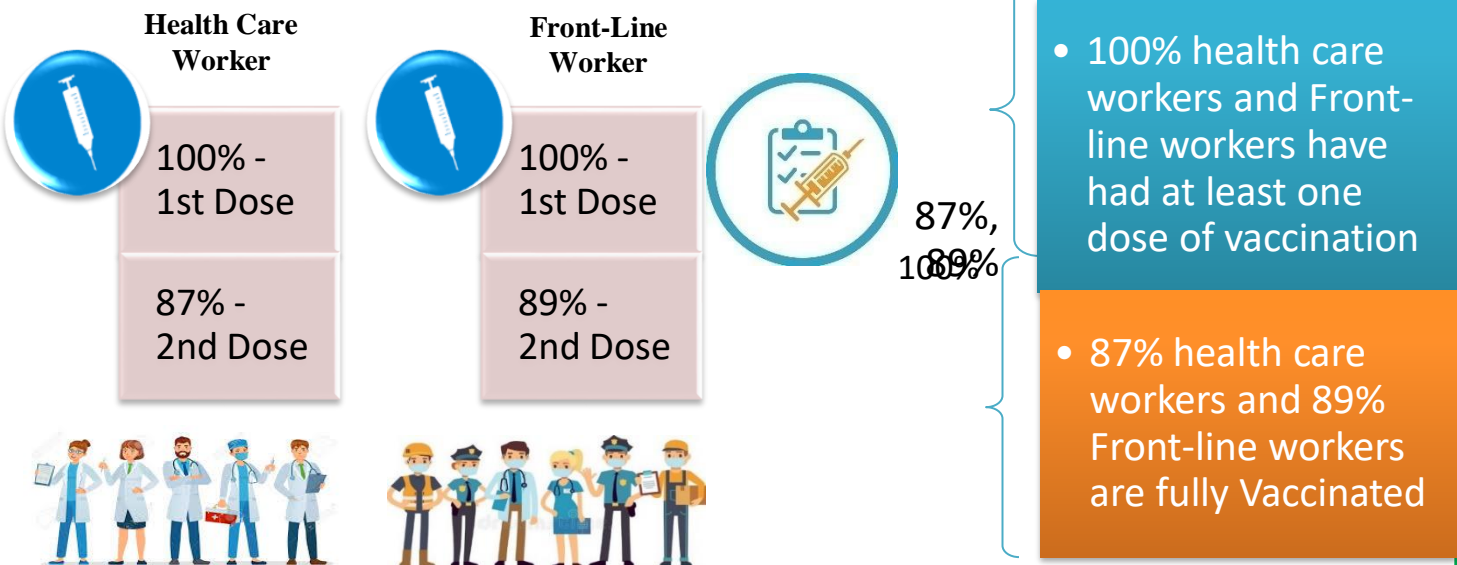
Time Line of Vaccination Coverage



Kerala began administration of COVID 19 Vaccines on 16th January, 2021. As of 20th September 2021, Kerala has administered over 30 million doses overall, including first and second doses of vaccines.


Over 90 per cent of the population in Kerala has been administered the first dose of the Covid-19 vaccine. The state has achieved the target within 247 days since the beginning of the vaccination drive on January 16.

Health Care Workers and Front-Line Workers Vaccinated



Are You Vaccinated? You Still Need to Practice: SMS

- Even after vaccination, follow COVID appropriate behavior
- Practice Social Distancing and greet without physical contact
- Always wear clean face mask
- Wash your hands thoroughly and frequently or use hand sanitizer
- Follow the current COVID 19 guidelines to prevent further spread
- Stay Safe. Stay Strong. Get Vaccinated



Even After Getting Vaccinated Keep Taking Precautions to Protect Your Self



The Race Towards Full Vaccination - Weekly Trend

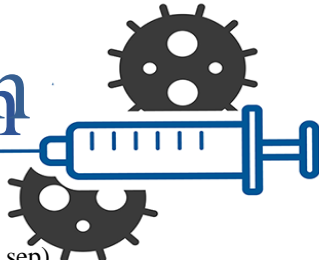
11 Sep – 17 Sep

Kerala Administered over

18.61 Lakh

COVID Vaccine Doses

in the last 7 days (11 sep to 17 sep)
in the last 7 days (11 sep to 17 sep)

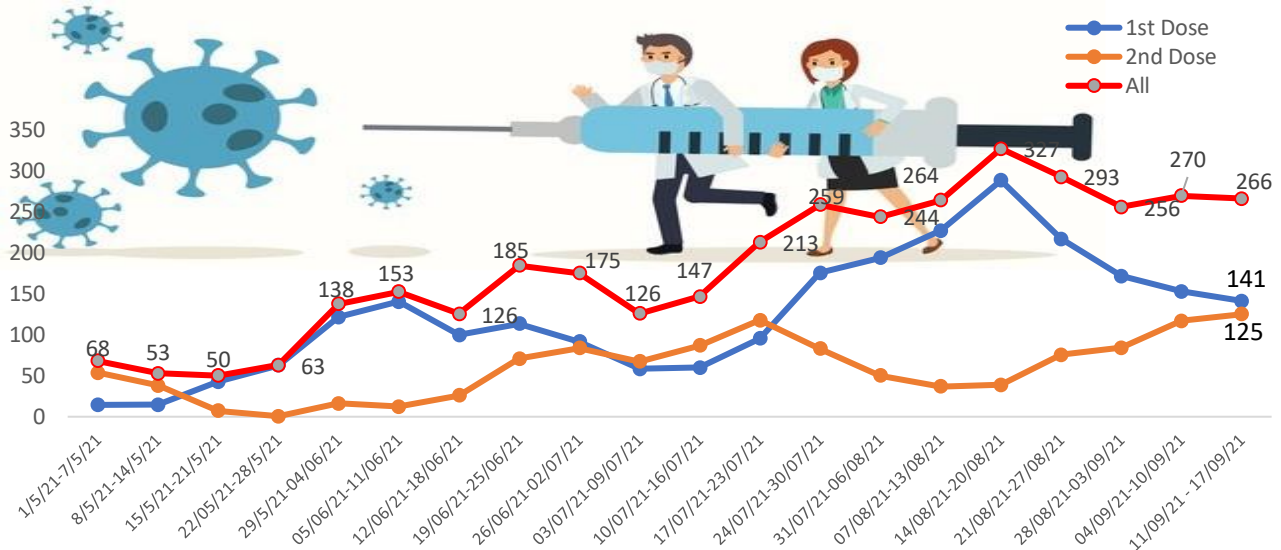


From September 11 to 17, on average

2.66 lakh

doses were administered daily.

Average Doses Administered Per day per week (in 1000)



Trend in average per day vaccination for the last two weeks

WYD	2,970 ← 3,686			
PTA	5,878 → 6,469			
IDK	7,646 ← 8,760			
KSD	6,640 ← 8,996			
KTM	12,275 ← 14,906			
ALP	9,145 ← 16,649			
KNR	20,646 → 23,380			
KLM	20,926 ← 22,991			
KKD	25,039 → 33,479			
TSR	24,143 ← 25,802			
PKD	25,754 ← 26,113			
EKM	28,089 ← 28,410			
TVM	24,817 ← 29,222			
MLP	33,102 → 40,098			

Important Message to the Public

- a. *Infection or infection rate is only a part and disease manifestation of disease is to be monitored*
- b. *Fatality among vaccinated people is very less. Disease severity among vaccinated people is less.*
- c. *People with comorbidity should be careful. Once detected covid positive they should get admitted and do not stay at home.*
- d. *Death among non-vaccinated people, especially people with comorbidity is because of late arrival in hospitals*
- e. *Diabetes and Hypertension together is the most common cause of patient death if they arrive late.*
- f. *Vaccinated people, only if symptomatic are advised to consult Doctor.*
- g. *Non Vaccinated people, if symptomatic, may do RTPCR test*
- h. *Antigen testing is only for emergency purpose*
- i. *Non vaccinated people with co-morbidities to do testing by RTPCR and consult doctor*
- j. *Repeat RTPCR is not needed among the people who are detected COVID positive in the previous 2 months*
- k. *All young person detected positive and at home isolation should do glucose test*

TABLE1.Total Vaccination done in the State as on 20/09/21 midnight

State Summary till			21/09/2021	at 12 AM		
District	Target	First Dose	Percentage *	Second Dose	Percentage *	Total Doses Administered
Alappuzha	1791004	1475495	82%	615656	34%	2,091,151
Ernakulam	2785288	2785288	100%	1193249	43%	3,978,537
Idukki	901797	831485	92%	359436	40%	1,190,921
Kannur	2014568	1817015	90%	727181	36%	2,544,196
Kasaragod	993551	874998	88%	410408	41%	1,285,406
Kollam	2159675	1866702	86%	780828	36%	2,647,530
Kottayam	1665546	1434982	86%	635352	38%	2,070,334
Kozhikode	2426186	2176160	90%	873328	36%	3,049,488
Malappuram	2879846	2506093	87%	817219	28%	3,323,312
Palakkad	2209869	1852284	84%	633778	29%	2,486,062
Pathanamthitta	1038180	1022839	99%	526012	51%	1,548,851
Thiruvananthapuram	2721461	2489698	91%	1177857	43%	3,667,555
Thrissur	2558964	2226712	87%	919934	36%	3,146,646
Wayanad	657349	643614	98%	308451	47%	952,065
Grand Total	26764892	24003365	90%	9978689	37%	33,982,054
*Target population (> 18 years) as per MOHFW is 2.87 crores						

TABLE2.Covid-19 Vaccination Center Functional in the State as on 20/09/21 midnight

<i>DISTRICTS</i>	Public	Private	Total
Alappuzha	87	8	95
Ernakulam	144	66	210
Idukki	57	7	64
Kannur	109	21	130
Kasaragod	49	6	55
Kollam	85	26	111
Kottayam	103	20	123
Kozhikode	118	38	156
Malappuram	135	15	150
Palakkad	108	14	122
Pathanamthitta	62	14	76
Thiruvananthapuram	128	33	161
Thrissur	118	37	155
Wayanad	35	3	38
GrandTotal	1338	308	1646

TABLE3. Health Care Workers Coverage as on 20/09/21 midnight

<i>DISTRICT</i>	<i>1ST DOSE</i>	<i>Percentage</i>	<i>2ND DOSE</i>	<i>Percentage Fully Vaccinated</i>
Alappuzha	29002	100%	26017	90%
Ernakulam	85530	100%	71496	84%
Idukki	13543	100%	12380	91%
Kannur	40373	100%	36007	89%
Kasaragod	11608	100%	10327	89%
Kollam	36021	100%	31946	89%
Kottayam	38691	100%	34367	89%
Kozhikode	52717	100%	44915	85%
Malappuram	44806	100%	39033	87%
Palakkad	34667	100%	30041	87%
Pathanamthitta	29324	100%	23604	80%
Thiruvananthapuram	73387	100%	62527	85%
Thrissur	51902	100%	46876	90%
Wayanad	13973	100%	12798	92%
GrandTotal	555544	100%	482334	87%

TABLE4. Frontline workers Coverage as on 20/09/21 midnight

<i>DISTRICT</i>	<i>1ST DOSE</i>	<i>Percentage</i>	<i>2nd DOSE</i>	<i>Percentage Fully Vaccinated</i>
Alappuzha	39095	100%	35176	90%
Ernakulam	54907	100%	47557	87%
Idukki	22977	100%	19931	87%
Kannur	41367	100%	38809	94%
Kasaragod	24608	100%	21531	87%
Kollam	42197	100%	36268	86%
Kottayam	32121	100%	29230	91%
Kozhikode	55246	100%	49051	89%
Malappuram	53897	100%	48785	91%
Palakkad	48077	100%	43197	90%
Pathanamthitta	25239	100%	21086	84%
Thiruvananthapuram	72927	100%	61744	85%
Thrissur	41892	100%	39054	93%
Wayanad	17017	100%	15351	90%
GrandTotal	571567	100%	506770	89%

TABLE5.Age-Appropriate Group (≥45Years) Coverage as on 20/09/21 midnight

Age appropriate group (≥45years) Coverage as on 21/09/2021, 12AM					
District	Target	1 st dose coverage	Percentage	2nd dose	Percentage Fully Vaccinated*
Alappuzha	939381	834971	89%	468152	50%
Ernakulam	1397503	1397503	100%	826796	59%
Idukki	431545	428644	99%	269477	62%
Kannur	957707	922053	96%	521567	54%
Kasaragod	421145	421145	100%	299911	71%
Kollam	1068579	1008984	94%	584427	55%
Kottayam	902961	803418	89%	460018	51%
Kozhikode	1119924	1117768	99.8%	613654	55%
Malappuram	1102468	1102468	100%	563227	51%
Palakkad	996439	929211	93%	457753	46%
Pathanamthitta	584640	579988	99%	410098	70%
Thiruvananthapuram	1332129	1265153	95%	809264	61%
Thrissur	1284499	1201382	94%	678477	53%
Wayanad	299972	299972	100%	229492	77%
GrandTotal	12838892	12312660	96%	7192313	56%

*Among those who took 1st Dose

TABLE6.Age-Appropriate Group (18-44Years) Coverage as on 20/09/21 midnight

18-44 years Coverage as on 21/09/21 at 12 AM					
District	Target	First Dose		2nd Dose Coverage	Percentage fully vaccinated*
		1st Dose Coverage	Percentage		
Alappuzha	851623	572427	67%	86311	10%
Ernakulam	1349393	1247348	92%	247400	18%
Idukki	470252	366321	78%	57648	12%
Kannur	1056861	813222	77%	130798	12%
Kasaragod	572406	417637	73%	78639	14%
Kollam	1091096	779500	71%	128187	12%
Kottayam	762585	560752	74%	111737	15%
Kozhikode	1306262	950429	73%	165708	13%
Malappuram	1777378	1304922	73%	166174	9%
Palakkad	1213430	840329	69%	102787	8%
Pathanamthitta	453540	388288	86%	71224	16%
Thiruvananthapuram	1389332	1078231	78%	244322	18%
Thrissur	1274465	931536	73%	155527	12%
Wayanad	357377	312652	87%	50810	14%
GrandTotal	13926000	10563594	76%	1797272	13%

*Among those who have taken first dose

TABLE7.Achievement for the day 20/09/21 midnight

<i>DISTRICT</i>	<i>1st Dose</i>	<i>2nd Dose</i>	<i>Total</i>
Alappuzha	3886	4844	8730
Ernakulam	18550	24293	42843
Idukki	3106	4793	7899
Kannur	18585	10120	28705
Kasaragod	2648	3170	5818
Kollam	8239	11602	19841
Kottayam	5264	7725	12989
Kozhikode	40063	16581	56644
Malappuram	53710	14831	68541
Palakkad	22309	9615	31924
Pathanamthitta	1933	6137	8070
Thiruvananthapuram	9481	14188	23669
Thrissur	7365	13727	21092
Wayanad	784	3403	4187
GrandTotal	195923	145029	340952

** Vaccine stock details couldn't be downloaded from e-VIN portal as the portal is down.

TABLE9.COVID Vaccination related sites

support@cowin.gov.in https://www.cowin.gov.in/home https://dashboard.kerala.gov.in/ https://dhs.kerala.gov.in/https://aogyakeralam.gov.in/https://sha.kerala.gov.in/

TABLE 10. COVID Vaccination related Helpline numbers

National/State/District	Line1	Line2	Line3
National Helpline	1075	+91 1123978046	0120 4473222
Disha	1056	04712552056	
StateCallCenter	04712309251	04712309252	04712309255
Thiruvananthapuram	9188610100	1077	
Kollam	04742797609	8589015556	
Pathanamthitta	04682222515	04682228220	
Alappuzha	04772239999		
Kottayam	04812565200	04812304800	04812581900
Idukki	18004255640	04862232220	04862233118
Ernakulam	9072303861		
Thrissur	9400066921	9400066922	9400066923
Palakkad	04912505264	04912505189	8943341439
Malappuram	04832733253	04832737858	04832733252
Kozhikode	7594001442		
Wayanad	04936202343	04936202375	9072510900
Kannur	04972700194		
Kasargod	9061076590	9061079244	9061078026