



കേരള സർക്കാർ

COVID-19 OUTBREAK CONTROL AND PREVENTIONS TATE
CELL HEALTH&FAMILY WELFARE DEPARTMENT
Govt of Kerala
www.health.kerala.gov.in

www.dhs.kerala.gov.in

controlroomdhskerala@gmail.com

Kerala HEALTH-COVID-19 DAILY VACCINATION BULLETIN

Date:21/09/2021

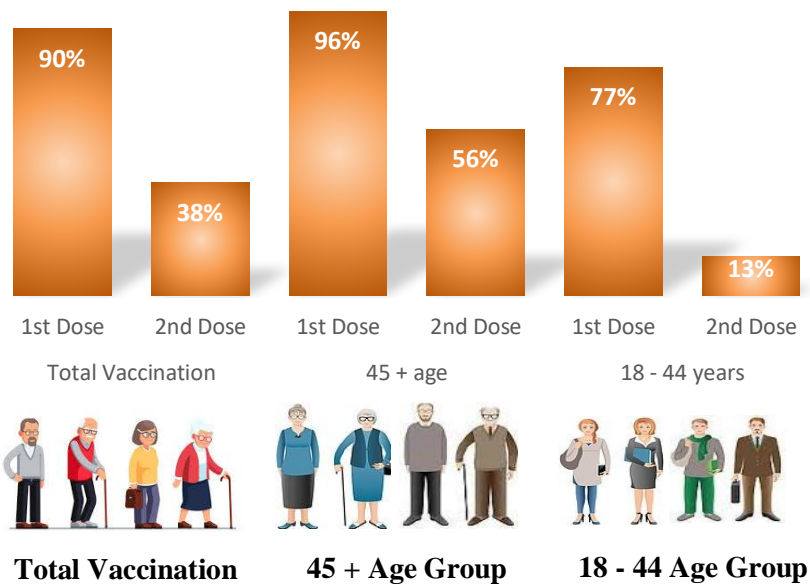
**OUR HEALTH OUR RESPONSIBILITY
VACCINE ADVISORY**

- *People who are vaccinated with Covid Vaccine are reported to have reduced Covid related ICU admissions, serious disease and death.*
- *Early vaccination is useful to safeguard our life from this deadly disease.*
- *Vaccination sessions are planned as per the availability of vaccine. All are requested to cooperate.*
- *After receiving the first dose, second dose of Covishield vaccine is to be taken between 12–16 weeks and second dose of Covaxin between 4-6 weeks.*
- *Covid vaccination is currently available to all above the age of 18*
- *Vaccination is available free of cost in all Government covid vaccination centers, and at a nominal rate (as per the GoI order F.No.2079203/2021/Immunization) in selected private Hospitals.*
- **ENSURE ALL YOUR ELIGIBLE FAMILY MEMBERS ARE PROTECTED BY RECEIVING ANY OF THE AVAILABLE COVID VACCINE.**
- **“BOTH COVAXIN AND COVISHIELD ARE EQUALLY EFFECTIVE AND SAFE”**
- **“BE FULLY PROTECTED – GET THE SECOND DOSE AT YOUR SCHEDULED TIME”**

ANALYSIS

COVID-19 mass vaccinations are showing signs of preventing illness and steep decline in cases and hospital admissions in countries which done vaccination. Kerala started its vaccination for health care workers from January 16, 2021. The COVID-19 Vaccines Operational Guidelines issued by the Ministry of Health and Family Welfare, Govt. of India, 28th December 2020 and all subsequent Guidelines issued by Ministry of Health and Family Welfare, Govt of India are followed at the sites and all vaccination lanes

Summary of COVID Vaccine Administered as on 21-09-2021 midnight

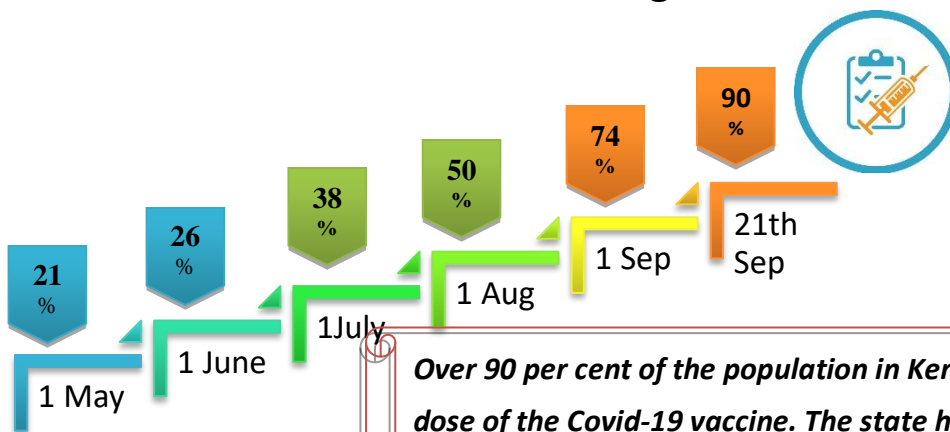


90% of eligible population vaccinated with a single dose till September 21

38% of eligible population vaccinated with double dose till September 21

State has vaccinated more than 96% of people aged more than 45 years with a single dose

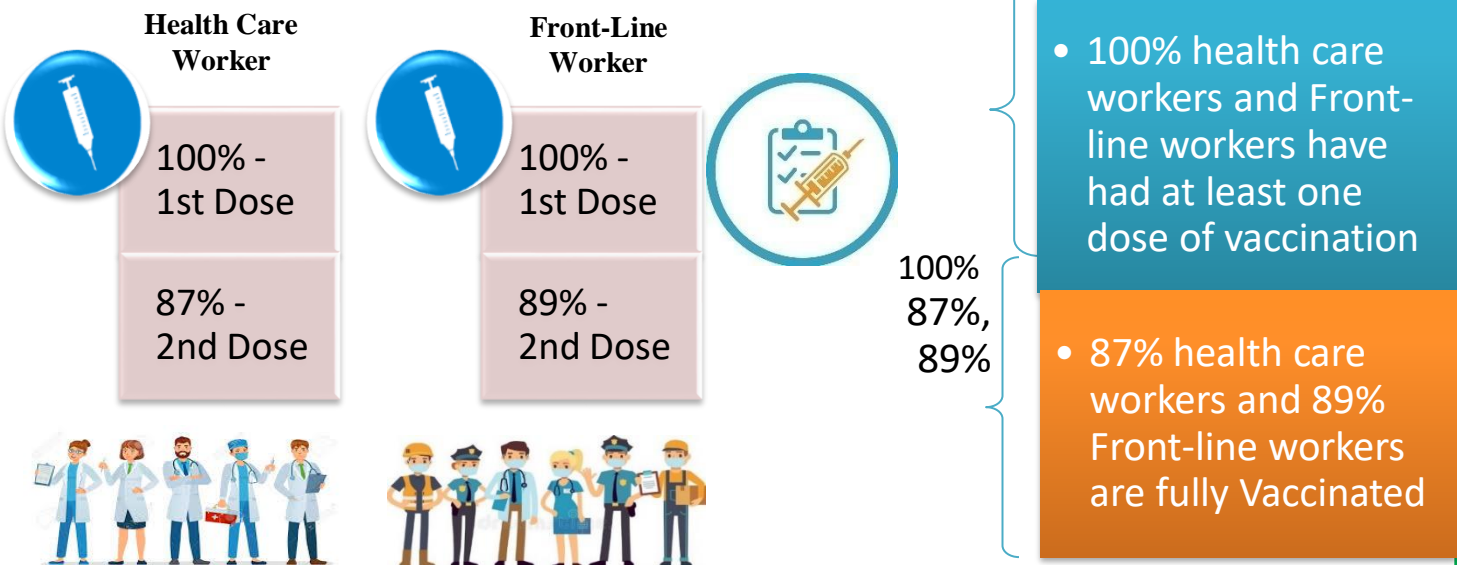
Time Line of Vaccination Coverage



Kerala began administration of COVID 19 Vaccines on 16th January, 2021. As of 21th September 2021, Kerala has administered over 30 million doses overall, including first and second doses of vaccines.


Over 90 per cent of the population in Kerala has been administered the first dose of the Covid-19 vaccine. The state has achieved the target within 248 days since the beginning of the vaccination drive on January 16.

Health Care Workers and Front-Line Workers Vaccinated



Are You Vaccinated? You Still Need to Practice: SMS

- Even after vaccination, follow COVID appropriate behavior
- Practice Social Distancing and greet without physical contact
- Always wear clean face mask
- Wash your hands thoroughly and frequently or use hand sanitizer
- Follow the current COVID 19 guidelines to prevent further spread
- Stay Safe. Stay Strong. Get Vaccinated



Even After Getting Vaccinated Keep Taking Precautions to Protect Your Self



The Race Towards Full Vaccination - Weekly Trend

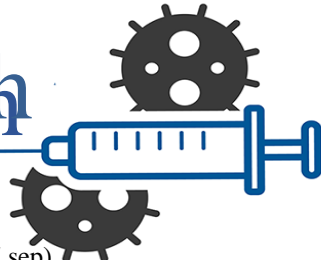
11 Sep – 17 Sep

Kerala Administered over

18.61 Lakh

COVID Vaccine Doses

in the last 7 days (11 sep to 17 sep)
in the last 7 days (11 sep to 17 sep)

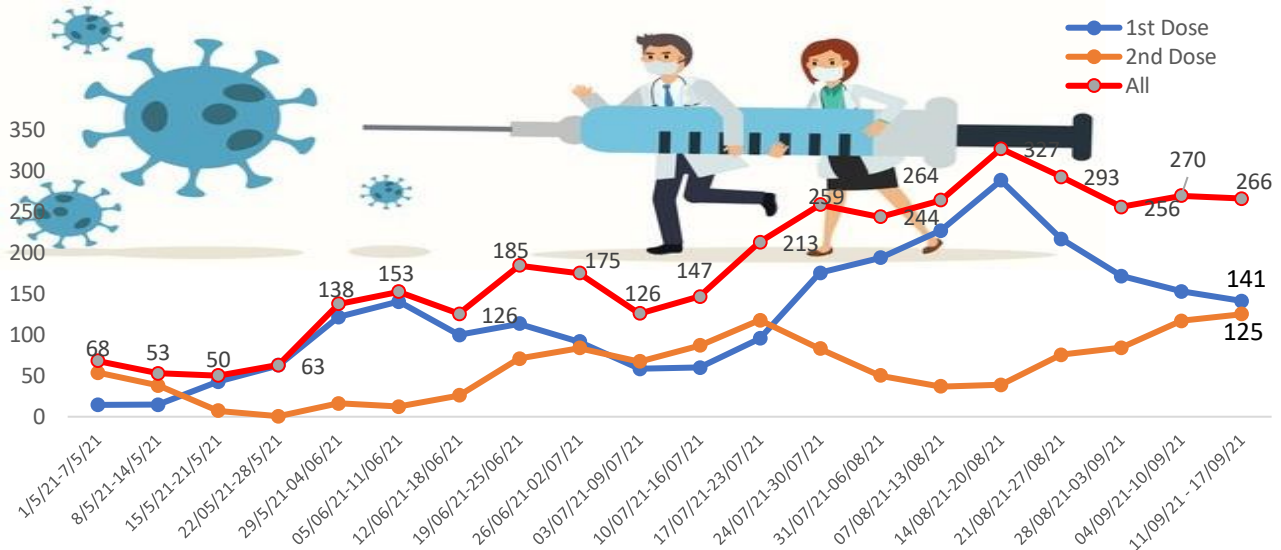


From September 11 to 17, on average

2.66 lakh

doses were administered daily.

Average Doses Administered Per day per week (in 1000)



Trend in average per day vaccination for the last two weeks

WYD	2,970 ← 3,686			
PTA	5,878 → 6,469			
IDK	7,646 ← 8,760			
KSD	6,640 ← 8,996			
KTM	12,275 ← 14,906			
ALP	9,145 ← 16,649			
KNR	20,646 → 23,380			
KLM	20,926 ← 22,991			
KKD	25,039 → 33,479			
TSR	24,143 ← 25,802			
PKD	25,754 ← 26,113			
EKM	28,089 ← 28,410			
TVM	24,817 ← 29,222			
MLP	33,102 → 40,098			

Important Message to the Public

- a. *Infection or infection rate is only a part and disease manifestation of disease is to be monitored*
- b. *Fatality among vaccinated people is very less. Disease severity among vaccinated people is less.*
- c. *People with comorbidity should be careful. Once detected covid positive they should get admitted and do not stay at home.*
- d. *Death among non-vaccinated people, especially people with comorbidity is because of late arrival in hospitals*
- e. *Diabetes and Hypertension together is the most common cause of patient death if they arrive late.*
- f. *Vaccinated people, only if symptomatic are advised to consult Doctor.*
- g. *Non Vaccinated people, if symptomatic, may do RTPCR test*
- h. *Antigen testing is only for emergency purpose*
- i. *Non vaccinated people with co-morbidities to do testing by RTPCR and consult doctor*
- j. *Repeat RTPCR is not needed among the people who are detected COVID positive in the previous 2 months*
- k. *All young person detected positive and at home isolation should do glucose test*

TABLE1.Total Vaccination done in the State as on 21/09/21 midnight

State Summary till			22/09/2021	at 12 AM		
District	Target	First Dose	Percentage *	Second Dose	Percentage *	Total Doses Administered
Alappuzha	1791004	1477194	82%	622877	35%	21,00,071
Ernakulam	2800291	2800291	100%	1214437	43%	40,14,728
Idukki	901797	832994	92%	362367	40%	11,95,361
Kannur	2014568	1823414	91%	730281	36%	25,53,695
Kasaragod	993873	876547	88%	412492	42%	12,89,039
Kollam	2159675	1869584	87%	789377	37%	26,58,961
Kottayam	1665546	1439994	86%	642638	39%	20,82,632
Kozhikode	2430973	2209369	91%	887032	36%	30,96,401
Malappuram	2887023	2542817	88%	829465	29%	33,72,282
Palakkad	2209869	1862614	84%	641364	29%	25,03,978
Pathanamthitta	1038180	1023612	99%	530566	51%	15,54,178
Thiruvananthapuram	2721461	2494045	92%	1194021	44%	36,88,066
Thrissur	2558964	2228325	87%	926398	36%	31,54,723
Wayanad	657396	643863	98%	309507	47%	9,53,370
Grand Total	26780592	24124663	90%	10092822	38%	3,42,17,485
*Target population (> 18 years) as per MOHFW is 2.87 crores						

TABLE2.Covid-19 Vaccination Center Functional in the State as on 21/09/21 midnight

<i>DISTRICTS</i>	Public	Private	Total
Alappuzha	87	9	96
Ernakulam	126	58	184
Idukki	54	10	64
Kannur	109	21	130
Kasaragod	34	6	40
Kollam	45	30	75
Kottayam	103	18	121
Kozhikode	135	38	173
Malappuram	126	12	138
Palakkad	107	14	121
Pathanamthitta	62	14	76
Thiruvananthapuram	203	32	235
Thrissur	42	34	76
Wayanad	2	3	5
GrandTotal	1235	299	1534

TABLE3. Health Care Workers Coverage as on 21/09/21 midnight

<i>DISTRICT</i>	<i>1ST DOSE</i>	<i>Percentage</i>	<i>2ND DOSE</i>	<i>Percentage Fully Vaccinated</i>
Alappuzha	29002	100%	26040	90%
Ernakulam	85531	100%	71560	84%
Idukki	13543	100%	12396	92%
Kannur	40373	100%	36020	89%
Kasaragod	11608	100%	10341	89%
Kollam	36021	100%	31970	89%
Kottayam	38691	100%	34414	89%
Kozhikode	52717	100%	45017	85%
Malappuram	44807	100%	39178	87%
Palakkad	34667	100%	30081	87%
Pathanamthitta	29324	100%	23633	81%
Thiruvananthapuram	73387	100%	62782	86%
Thrissur	51902	100%	46894	90%
Wayanad	13973	100%	12806	92%
GrandTotal	555546	100%	483132	87%

TABLE4. Frontline workers Coverage as on 21/09/21 midnight

<i>DISTRICT</i>	<i>1ST DOSE</i>	<i>Percentage</i>	<i>2nd DOSE</i>	<i>Percentage Fully Vaccinated</i>
Alappuzha	39096	100%	35212	90%
Ernakulam	54907	100%	47621	87%
Idukki	22977	100%	19997	87%
Kannur	41368	100%	38816	94%
Kasaragod	24608	100%	21550	88%
Kollam	42197	100%	36296	86%
Kottayam	32121	100%	29266	91%
Kozhikode	55248	100%	49182	89%
Malappuram	53897	100%	48862	91%
Palakkad	48077	100%	43240	90%
Pathanamthitta	25239	100%	21115	84%
Thiruvananthapuram	72928	100%	61882	85%
Thrissur	41893	100%	39086	93%
Wayanad	17017	100%	15365	90%
GrandTotal	571573	100%	507490	89%

TABLE5.Age-Appropriate Group (≥45Years) Coverage as on 21/09/21 midnight

Age appropriate group (≥45years) Coverage as on 22/09/2021, 12AM					
District	Target	1 st dose coverage	Percentage	2nd dose	Percentage Fully Vaccinated*
Alappuzha	939381	835552	89%	471777	50%
Ernakulam	1400870	1400870	100%	837456	60%
Idukki	431545	429059	99%	271212	63%
Kannur	957707	923718	96%	522888	55%
Kasaragod	421467	421467	100%	300865	71%
Kollam	1068579	1010010	95%	589106	55%
Kottayam	902961	805014	89%	463948	51%
Kozhikode	1124711	1124711	100%	621904	55%
Malappuram	1109645	1109645	100%	570930	51%
Palakkad	996439	931433	93%	463429	47%
Pathanamthitta	584640	580174	99%	412640	71%
Thiruvananthapuram	1332129	1266584	95%	817087	61%
Thrissur	1284499	1201892	94%	681627	53%
Wayanad	300019	300019	100%	229840	77%
GrandTotal	12854592	12340148	96%	7254709	56%

*Among those who took 1st Dose

TABLE6.Age-Appropriate Group (18-44Years) Coverage as on 21/09/21 midnight

18-44 years Coverage as on 22/09/21 at 12 AM					
District	Target	First Dose		2nd Dose Coverage	Percentage fully vaccinated*
		1st Dose Coverage	Percentage		
Alappuzha	851623	573544	67%	89848	11%
Ernakulam	1349393	1258983	93%	257800	19%
Idukki	470252	367415	78%	58762	12%
Kannur	1056861	817955	77%	132557	13%
Kasaragod	572406	418864	73%	79736	14%
Kollam	1091096	781356	72%	132005	12%
Kottayam	762585	564168	74%	115010	15%
Kozhikode	1306262	976693	75%	170929	13%
Malappuram	1777378	1334468	75%	170495	10%
Palakkad	1213430	848437	70%	104614	9%
Pathanamthitta	453540	388875	86%	73178	16%
Thiruvananthapuram	1389332	1081146	78%	252270	18%
Thrissur	1274465	932638	73%	158791	12%
Wayanad	357377	312854	88%	51496	14%
GrandTotal	13926000	10657396	77%	1847491	13%

*Among those who have taken first dose

TABLE7.Achievement for the day 21/09/21 midnight

<i>DISTRICT</i>	<i>1st Dose</i>	<i>2nd Dose</i>	<i>Total</i>
Alappuzha	1699	7221	8920
Ernakulam	14969	21139	36108
Idukki	1506	2928	4434
Kannur	6392	3070	9462
Kasaragod	1549	2080	3629
Kollam	2882	8545	11427
Kottayam	5012	7286	12298
Kozhikode	32888	13571	46459
Malappuram	35660	11996	47656
Palakkad	10308	7546	17854
Pathanamthitta	773	4552	5325
Thiruvananthapuram	4346	16165	20511
Thrissur	1599	6436	8035
Wayanad	248	1056	1304
GrandTotal	119831	113591	233422

** Vaccine stock details couldn't be downloaded from e-VIN portal as the portal is down.

TABLE9.COVID Vaccination related sites

support@cowin.gov.in https://www.cowin.gov.in/home https://dashboard.kerala.gov.in/ https://dhs.kerala.gov.in/https://aogyakeralam.gov.in/https://sha.kerala.gov.in/

TABLE 10. COVID Vaccination related Helpline numbers

National/State/District	Line1	Line2	Line3
National Helpline	1075	+91 1123978046	0120 4473222
Disha	1056	04712552056	
StateCallCenter	04712309251	04712309252	04712309255
Thiruvananthapuram	9188610100	1077	
Kollam	04742797609	8589015556	
Pathanamthitta	04682222515	04682228220	
Alappuzha	04772239999		
Kottayam	04812565200	04812304800	04812581900
Idukki	18004255640	04862232220	04862233118
Ernakulam	9072303861		
Thrissur	9400066921	9400066922	9400066923
Palakkad	04912505264	04912505189	8943341439
Malappuram	04832733253	04832737858	04832733252
Kozhikode	7594001442		
Wayanad	04936202343	04936202375	9072510900
Kannur	04972700194		
Kasargod	9061076590	9061079244	9061078026