



കേരള സർക്കാർ

COVID-19 OUTBREAK CONTROL AND PREVENTIONS TATE  
CELL HEALTH&FAMILY WELFARE DEPARTMENT  
Govt of Kerala  
[www.health.kerala.gov.in](http://www.health.kerala.gov.in)

[www.dhs.kerala.gov.in](http://www.dhs.kerala.gov.in)

[controlroomdhskerala@gmail.com](mailto:controlroomdhskerala@gmail.com)

**Kerala HEALTH-COVID-19 DAILY VACCINATION BULLETIN**

**Date:22/09/2021**

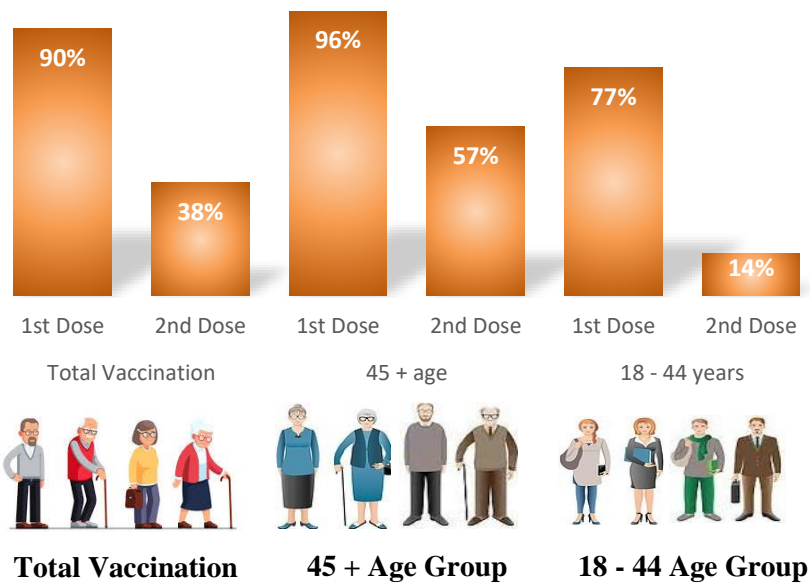
**OUR HEALTH OUR RESPONSIBILITY  
VACCINE ADVISORY**

- *People who are vaccinated with Covid Vaccine are reported to have reduced Covid related ICU admissions, serious disease and death.*
- *Early vaccination is useful to safeguard our life from this deadly disease.*
- *Vaccination sessions are planned as per the availability of vaccine. All are requested to cooperate.*
- *After receiving the first dose, second dose of Covishield vaccine is to be taken between 12–16 weeks and second dose of Covaxin between 4-6 weeks.*
- *Covid vaccination is currently available to all above the age of 18.*
- *Vaccination is available free of cost in all Government covid vaccination centers, and at a nominal rate (as per the GoI order F.No.2079203/2021/Immunization) in selected private Hospitals.*
- **ENSURE ALL YOUR ELIGIBLE FAMILY MEMBERS ARE PROTECTED BY RECEIVING ANY OF THE AVAILABLE COVID VACCINE.**
- **“BOTH COVAXIN AND COVISHIELD ARE EQUALLY EFFECTIVE AND SAFE”**
- **“BE FULLY PROTECTED – GET THE SECOND DOSE AT YOUR SCHEDULED TIME”**

## ANALYSIS

COVID-19 mass vaccinations are showing signs of preventing illness and steep decline in cases and hospital admissions in countries which done vaccination. Kerala started its vaccination for health care workers from January 16, 2021. The COVID-19 Vaccines Operational Guidelines issued by the Ministry of Health and Family Welfare, Govt. of India, 28th December 2020 and all subsequent Guidelines issued by Ministry of Health and Family Welfare, Govt of India are followed at the sites and all vaccination lanes

## Summary of COVID Vaccine Administered as on 22-09-2021 midnight

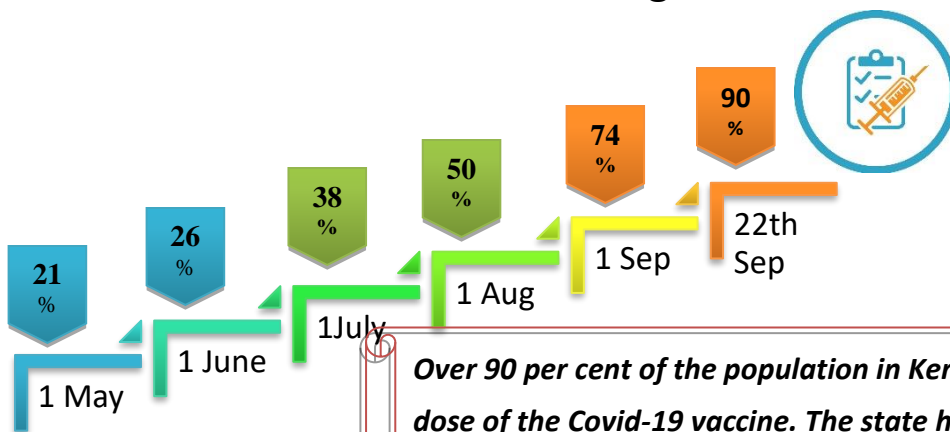


90% of eligible population vaccinated with a single dose till September 22

38% of eligible population vaccinated with double dose till September 22

State has vaccinated more than 96% of people aged more than 45 years with a single dose

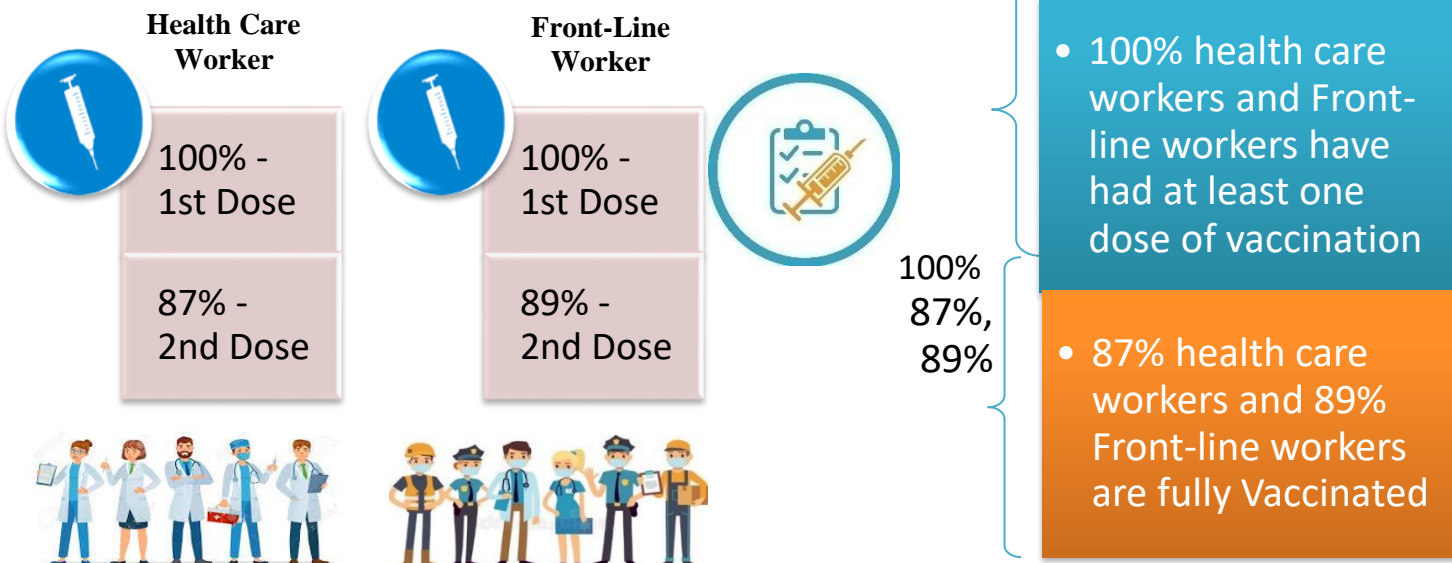
## Time Line of Vaccination Coverage



Kerala began administration of COVID 19 Vaccines on 16<sup>th</sup> January, 2021. As of 22<sup>th</sup> September 2021, Kerala has administered over 30 million doses overall, including first and second doses of vaccines.

**Over 90 per cent of the population in Kerala has been administered the first dose of the Covid-19 vaccine. The state has achieved the target within 249 days since the beginning of the vaccination drive on January 16.**

## Health Care Workers and Front-Line Workers Vaccinated



### Are You Vaccinated? You Still Need to Practice: SMS

- Even after vaccination, follow COVID appropriate behavior
- Practice Social Distancing and greet without physical contact
- Always wear clean face mask
- Wash your hands thoroughly and frequently or use hand sanitizer
- Follow the current COVID 19 guidelines to prevent further spread
- Stay Safe. Stay Strong. Get Vaccinated



Even After Getting Vaccinated Keep Taking Precautions to Protect Your Self



# The Race Towards Full Vaccination - Weekly Trend

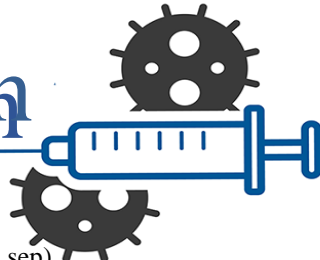
11 Sep – 17 Sep

Kerala Administered over

## 18.61 Lakh

COVID Vaccine Doses

in the last 7 days (11 sep to 17 sep)  
in the last 7 days (11 sep to 17 sep)

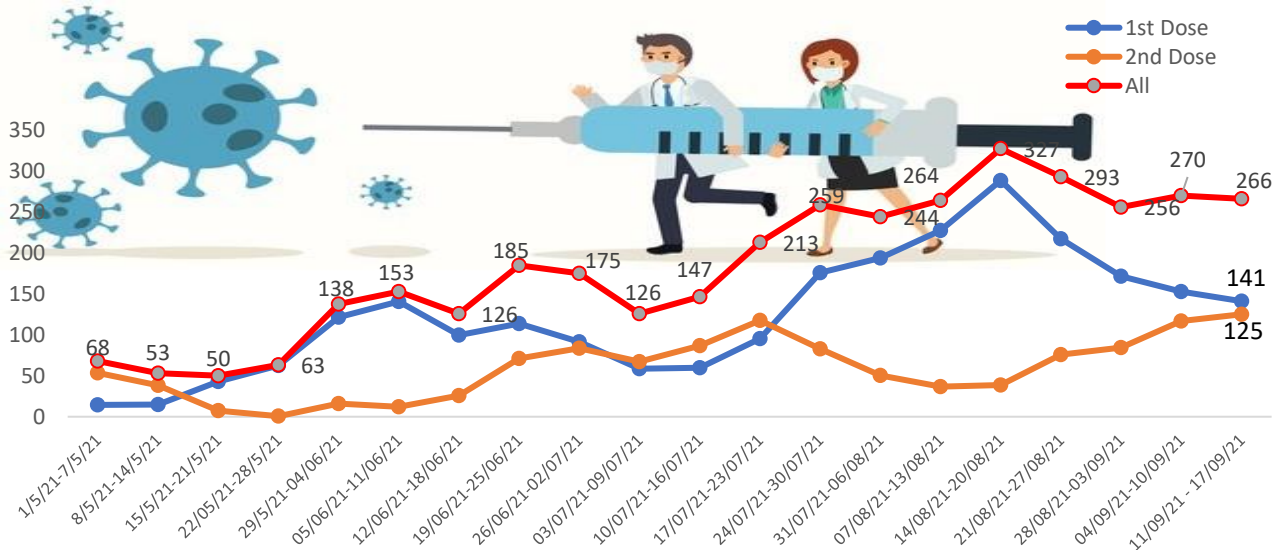


From September 11 to 17, on average

## 2.66 lakh

doses were administered daily.

Average Doses Administered Per day per week (in 1000)



Trend in average per day vaccination for the last two weeks

WYD	2,970 ← 3,686			
PTA	5,878 → 6,469			
IDK	7,646 ← 8,760			
KSD	6,640 ← 8,996			
KTM	12,275 ← 14,906			
ALP	9,145 ← 16,649			
KNR	20,646 → 23,380			
KLM	20,926 ← 22,991			
KKD	25,039 → 33,479			
TSR	24,143 ← 25,802			
PKD	25,754 ← 26,113			
EKM	28,089 ← 28,410			
TVM	24,817 ← 29,222			
MLP	33,102 → 40,098			

## Important Message to the Public

- a. *Infection or infection rate is only a part and disease manifestation of disease is to be monitored*
- b. *Fatality among vaccinated people is very less. Disease severity among vaccinated people is less.*
- c. *People with comorbidity should be careful. Once detected covid positive they should get admitted and do not stay at home.*
- d. *Death among non-vaccinated people, especially people with comorbidity is because of late arrival in hospitals*
- e. *Diabetes and Hypertension together is the most common cause of patient death if they arrive late.*
- f. *Vaccinated people, only if symptomatic are advised to consult Doctor.*
- g. *Non Vaccinated people, if symptomatic, may do RTPCR test*
- h. *Antigen testing is only for emergency purpose*
- i. *Non vaccinated people with co-morbidities to do testing by RTPCR and consult doctor*
- j. *Repeat RTPCR is not needed among the people who are detected COVID positive in the previous 2 months*
- k. *All young person detected positive and at home isolation should do glucose test*

TABLE1.Total Vaccination done in the State as on 22/09/21 midnight

State Summary till			23/09/2021	at 12 AM		
District	Target	First Dose	Percentage *	Second Dose	Percentage *	Total Doses Administered
Alappuzha	1791004	1479303	83%	626993	35%	21,06,296
Ernakulam	2810111	2810111	100%	1233959	44%	40,44,070
Idukki	901797	834279	93%	365386	41%	11,99,665
Kannur	2014568	1828446	91%	733279	36%	25,61,725
Kasaragod	994262	878836	88%	416930	42%	12,95,766
Kollam	2159675	1873509	87%	795757	37%	26,69,266
Kottayam	1665546	1442768	87%	647556	39%	20,90,324
Kozhikode	2435108	2227113	91%	895397	37%	31,22,510
Malappuram	2895204	2582661	89%	842075	29%	34,24,736
Palakkad	2209869	1874369	85%	649306	29%	25,23,675
Pathanamthitta	1038180	1024876	99%	535458	52%	15,60,334
Thiruvananthapuram	2721461	2500351	92%	1205733	44%	37,06,084
Thrissur	2558964	2233961	87%	936178	37%	31,70,139
Wayanad	657529	644450	98%	314180	48%	9,58,630
<b>Grand Total</b>	<b>26795352</b>	<b>24235033</b>	<b>90%</b>	<b>10198187</b>	<b>38%</b>	<b>3,44,33,220</b>
*Target population (> 18 years) as per MOHFW is 2.87 crores						

TABLE2.Covid-19 Vaccination Center Functional in the State as on 22/09/21 midnight

<i>DISTRICTS</i>	Public	Private	Total
Alappuzha	87	11	98
Ernakulam	73	65	138
Idukki	50	11	61
Kannur	63	21	84
Kasaragod	34	4	38
Kollam	67	30	97
Kottayam	106	22	128
Kozhikode	144	38	182
Malappuram	127	14	141
Palakkad	103	14	117
Pathanamthitta	62	14	76
Thiruvananthapuram	130	35	165
Thrissur	117	33	150
Wayanad	43	3	46
<b>GrandTotal</b>	<b>1206</b>	<b>315</b>	<b>1521</b>

TABLE3. Health Care Workers Coverage as on 22/09/21 midnight

<i>DISTRICT</i>	<i>1<sup>ST</sup> DOSE</i>	<i>Percentage</i>	<i>2<sup>ND</sup> DOSE</i>	<i>Percentage Fully Vaccinated</i>
<b>Alappuzha</b>	29002	100%	26068	90%
<b>Ernakulam</b>	85531	100%	71625	84%
<b>Idukki</b>	13544	100%	12406	92%
<b>Kannur</b>	40374	100%	36038	89%
<b>Kasaragod</b>	11608	100%	10355	89%
<b>Kollam</b>	36022	100%	32007	89%
<b>Kottayam</b>	38692	100%	34445	89%
<b>Kozhikode</b>	52717	100%	45072	85%
<b>Malappuram</b>	44808	100%	39317	88%
<b>Palakkad</b>	34667	100%	30122	87%
<b>Pathanamthitta</b>	29324	100%	23668	81%
<b>Thiruvananthapuram</b>	73388	100%	62980	86%
<b>Thrissur</b>	51902	100%	46962	90%
<b>Wayanad</b>	13973	100%	12839	92%
<b>GrandTotal</b>	<b>555552</b>	<b>100%</b>	<b>483904</b>	<b>87%</b>

TABLE4. Frontline workers Coverage as on 22/09/21 midnight

<i>DISTRICT</i>	<i>1<sup>ST</sup> DOSE</i>	<i>Percentage</i>	<i>2<sup>nd</sup> DOSE</i>	<i>Percentage Fully Vaccinated</i>
<b>Alappuzha</b>	39096	100%	35241	90%
<b>Ernakulam</b>	54908	100%	47660	87%
<b>Idukki</b>	22977	100%	20061	87%
<b>Kannur</b>	41368	100%	38828	94%
<b>Kasaragod</b>	24608	100%	21575	88%
<b>Kollam</b>	42197	100%	36325	86%
<b>Kottayam</b>	32121	100%	29289	91%
<b>Kozhikode</b>	55248	100%	49269	89%
<b>Malappuram</b>	53898	100%	48941	91%
<b>Palakkad</b>	48077	100%	43278	90%
<b>Pathanamthitta</b>	25239	100%	21139	84%
<b>Thiruvananthapuram</b>	72928	100%	62033	85%
<b>Thrissur</b>	41894	100%	39133	93%
<b>Wayanad</b>	17017	100%	15441	91%
<b>GrandTotal</b>	<b>571576</b>	<b>100%</b>	<b>508213</b>	<b>89%</b>



TABLE5.Age-Appropriate Group (≥45Years) Coverage as on 22/09/21 midnight

Age appropriate group (≥45years) Coverage as on 23/09/2021, 12AM					
District	Target	1 <sup>st</sup> dose coverage	Percentage	2nd dose	Percentage Fully Vaccinated*
Alappuzha	939381	836328	89%	473791	50%
Ernakulam	1402792	1402792	100%	845775	60%
Idukki	431545	429373	99%	273069	63%
Kannur	957707	925149	97%	524390	55%
Kasaragod	421856	421856	100%	302625	72%
Kollam	1068579	1011313	95%	593611	56%
Kottayam	902961	805989	89%	466616	52%
Kozhikode	1128846	1128846	100%	627246	56%
Malappuram	1117826	1117826	100%	579016	52%
Palakkad	996439	933916	94%	468675	47%
Pathanamthitta	584640	580488	99%	415791	71%
Thiruvananthapuram	1332129	1268502	95%	823597	62%
Thrissur	1284499	1203457	94%	686094	53%
Wayanad	300152	300152	100%	230933	77%
<b>GrandTotal</b>	<b>12869352</b>	<b>12365987</b>	<b>96%</b>	<b>7311229</b>	<b>57%</b>

\*Among those who took 1<sup>st</sup> Dose

TABLE6.Age-Appropriate Group (18-44Years) Coverage as on 22/09/21 midnight

18-44 years Coverage as on 23/09/21 at 12 AM					
District	Target	First Dose		2nd Dose Coverage	Percentage fully vaccinated*
		1st Dose Coverage	Percentage		
Alappuzha	851623	574877	68%	91893	11%
Ernakulam	1349393	1266880	94%	268899	20%
Idukki	470252	368385	78%	59850	13%
Kannur	1056861	821555	78%	134023	13%
Kasaragod	572406	420764	74%	82375	14%
Kollam	1091096	783977	72%	133814	12%
Kottayam	762585	565966	74%	117206	15%
Kozhikode	1306262	990302	76%	173810	13%
Malappuram	1777378	1366129	77%	174801	10%
Palakkad	1213430	857709	71%	107231	9%
Pathanamthitta	453540	389825	86%	74860	17%
Thiruvananthapuram	1389332	1085533	78%	257123	19%
Thrissur	1274465	936708	73%	163989	13%
Wayanad	357377	313308	88%	54967	15%
<b>GrandTotal</b>	<b>13926000</b>	<b>10741918</b>	<b>77%</b>	<b>1894841</b>	<b>14%</b>

\*Among those who have taken first dose



TABLE7.Achievement for the day 22/09/21 midnight

<i>DISTRICT</i>	<i>1<sup>st</sup> Dose</i>	<i>2<sup>nd</sup> Dose</i>	<i>Total</i>
Alappuzha	2109	4115	6224
Ernakulam	9763	19493	29256
Idukki	1246	2994	4240
Kannur	5027	2981	8008
Kasaragod	2289	4434	6723
Kollam	3921	6379	10300
Kottayam	2774	4918	7692
Kozhikode	17735	8361	26096
Malappuram	39759	12578	52337
Palakkad	11754	7930	19684
Pathanamthitta	1259	4848	6107
Thiruvananthapuram	6306	11711	18017
Thrissur	5636	9777	15413
Wayanad	579	4648	5227
<b>GrandTotal</b>	<b>110157</b>	<b>105167</b>	<b>215324</b>

\*\* Vaccine stock details couldn't be downloaded from e-VIN portal as the portal is down.

TABLE9.COVID Vaccination related sites

<a href="mailto:support@cowin.gov.in">support@cowin.gov.in</a> <a href="https://www.cowin.gov.in/home">https://www.cowin.gov.in/home</a> <a href="https://dashboard.kerala.gov.in/">https://dashboard.kerala.gov.in/</a> <a href="https://dhs.kerala.gov.in/https://aogyakeralam.gov.in/https://sha.kerala.gov.in/">https://dhs.kerala.gov.in/https://aogyakeralam.gov.in/https://sha.kerala.gov.in/</a>
---

TABLE 10. COVID Vaccination related Helpline numbers

<b>National/State/District</b>	<b>Line1</b>	<b>Line2</b>	<b>Line3</b>
National Helpline	1075	+91 1123978046	0120 4473222
Disha	1056	04712552056	
StateCallCenter	04712309251	04712309252	04712309255
Thiruvananthapuram	9188610100	1077	
Kollam	04742797609	8589015556	
Pathanamthitta	04682222515	04682228220	
Alappuzha	04772239999		
Kottayam	04812565200	04812304800	04812581900
Idukki	18004255640	04862232220	04862233118
Ernakulam	9072303861		
Thrissur	9400066921	9400066922	9400066923
Palakkad	04912505264	04912505189	8943341439
Malappuram	04832733253	04832737858	04832733252
Kozhikode	7594001442		
Wayanad	04936202343	04936202375	9072510900
Kannur	04972700194		
Kasargod	9061076590	9061079244	9061078026