

കേരള സർക്കാർ

COVID-19 OUTBREAK CONTROL AND PREVENTIONS TATE
CELL HEALTH&FAMILY WELFARE DEPARTMENT
Govt of Kerala
www.health.kerala.gov.in

www.dhs.kerala.gov.in

controlroomdhskerala@gmail.com

Kerala HEALTH-COVID-19 DAILY VACCINATION BULLETIN

Date:23/09/2021

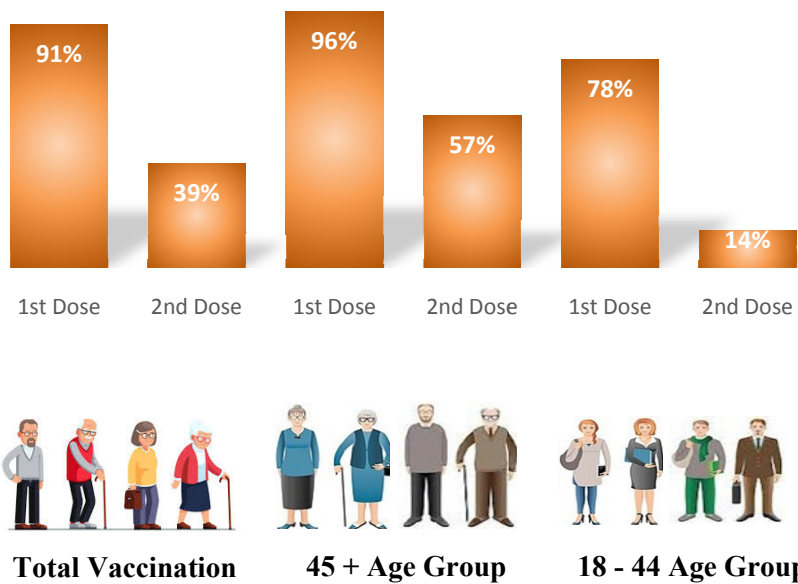
**OUR HEALTH OUR RESPONSIBILITY
VACCINE ADVISORY**

- *People who are vaccinated with Covid Vaccine are reported to have reduced Covid related ICU admissions, serious disease and death.*
- *Early vaccination is useful to safeguard our life from this deadly disease.*
- *Vaccination sessions are planned as per the availability of vaccine. All are requested to cooperate.*
- *After receiving the first dose, second dose of Covishield vaccine is to be taken between 12–16 weeks and second dose of Covaxin between 4-6 weeks.*
- *Covid vaccination is currently available to all above the age of 18.*
- *Vaccination is available free of cost in all Government covid vaccination centers, and at a nominal rate (as per the GoI order F.No.2079203/2021/Immunization) in selected private Hospitals.*
- **ENSURE ALL YOUR ELIGIBLE FAMILY MEMBERS ARE PROTECTED BY RECEIVING ANY OF THE AVAILABLE COVID VACCINE.**
- **“BOTH COVAXIN AND COVISHIELD ARE EQUALLY EFFECTIVE AND SAFE”**
- **“BE FULLY PROTECTED – GET THE SECOND DOSE AT YOUR SCHEDULED TIME”**

ANALYSIS

COVID-19 mass vaccinations are showing signs of preventing illness and steep decline in cases and hospital admissions in countries which done vaccination. Kerala started its vaccination for health care workers from January 16, 2021. The COVID-19 Vaccines Operational Guidelines issued by the Ministry of Health and Family Welfare, Govt. of India, 28th December 2020 and all subsequent Guidelines issued by Ministry of Health and Family Welfare, Govt of India are followed at the sites and all vaccination lanes

Summary of COVID Vaccine Administered as on 23-09-2021 midnight

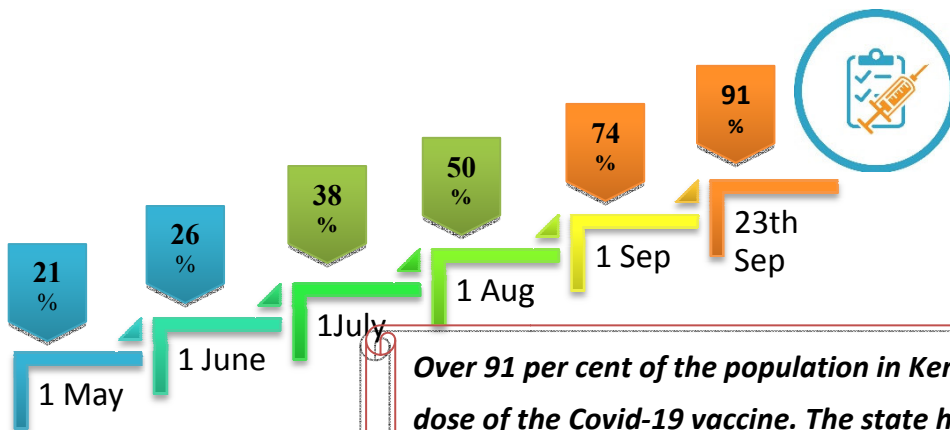


91% of eligible population vaccinated with a single dose till September 23

39% of eligible population vaccinated with double dose till September 23

State has vaccinated more than 96% of people aged more than 45 years with a single dose

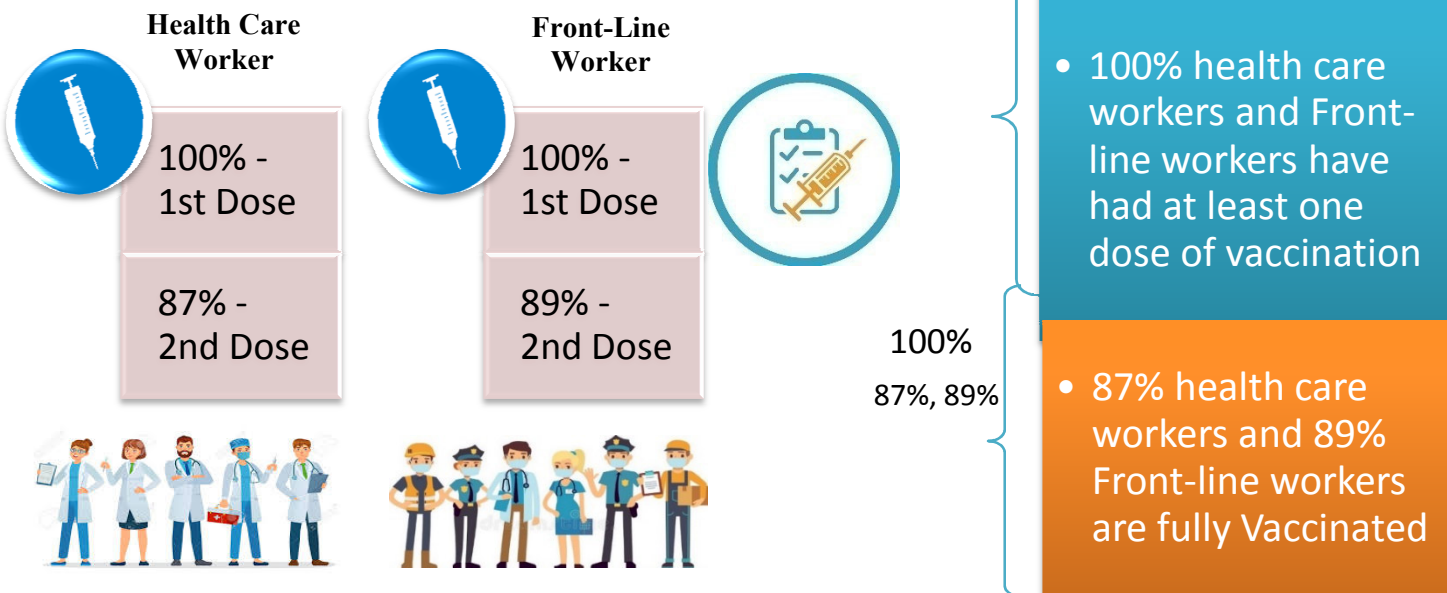
Time Line of Vaccination Coverage



Kerala began administration of COVID 19 Vaccines on 16th January, 2021. As of 23th September 2021, Kerala has administered over 30 million doses overall, including first and second doses of vaccines.


Over 91 per cent of the population in Kerala has been administered the first dose of the Covid-19 vaccine. The state has achieved the target within 250 days since the beginning of the vaccination drive on January 16.

Health Care Workers and Front-Line Workers Vaccinated



Are You Vaccinated? You Still Need to Practice: SMS

- Even after vaccination, follow COVID appropriate behavior
- Practice Social Distancing and greet without physical contact
- Always wear clean face mask
- Wash your hands thoroughly and frequently or use hand sanitizer
- Follow the current COVID 19 guidelines to prevent further spread
- Stay Safe. Stay Strong. Get Vaccinated



Even After Getting Vaccinated Keep Taking Precautions to Protect Your Self



The Race Towards Full Vaccination - Weekly Trend

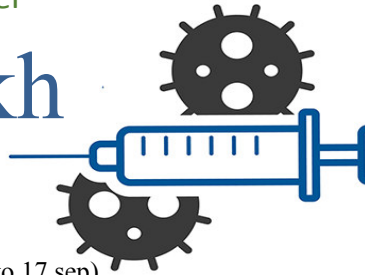
11 Sep – 17 Sep

Kerala Administered over

18.61 Lakh

COVID Vaccine Doses

in the last 7 days (11 sep to 17 sep)

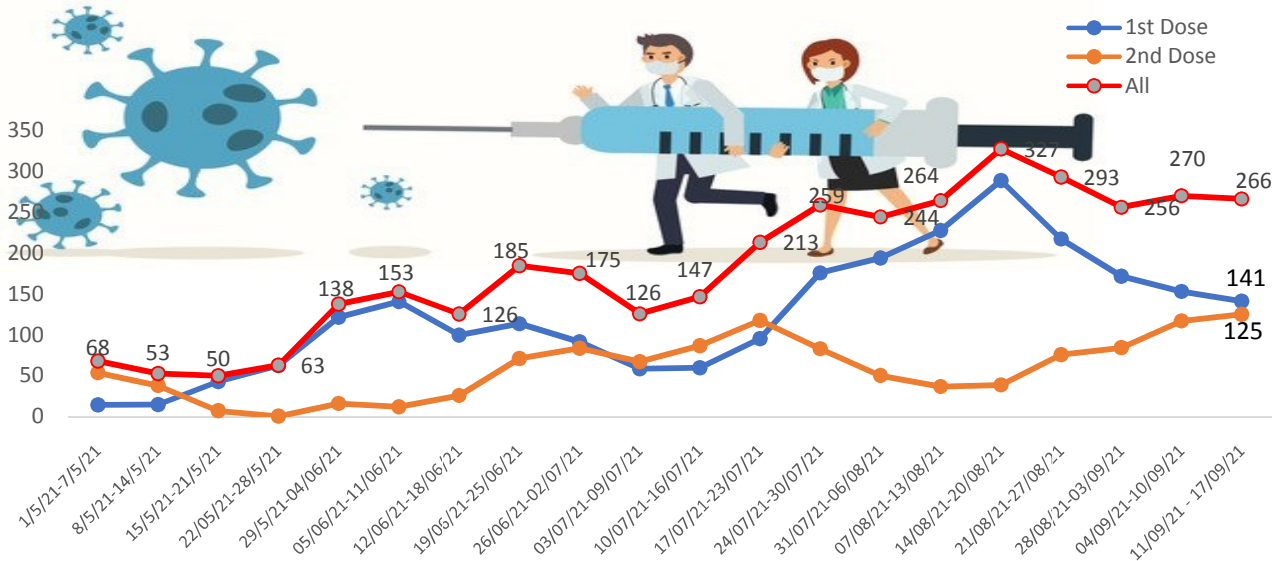


From September 11 to 17, on average

2.66 lakh

doses were administered daily.

Average Doses Administered Per day per week (in 1000)



Trend in average per day vaccination for the last two weeks

WYD	2,970 ← 3,686		
PTA	5,878 → 6,469		
IDK	7,646 ← 8,760		
KSD	6,640 ← 8,996		
KTM	12,275 ← 14,906		
ALP	9,145 ← 16,649		
KNR	20,646 → 23,380		
KLM	20,926 ← 22,991		
KKD	25,039 → 33,479		
TSR	24,143 ← 25,802		
PKD	25,754 ← 26,113		
EKM	28,089 ← 28,410		
TVM	24,817 ← 29,222		
MLP	33,102 → 40,098		

Important Message to the Public

- a. *Infection or infection rate is only a part and disease manifestation of disease is to be monitored*
- b. *Fatality among vaccinated people is very less. Disease severity among vaccinated people is less.*
- c. *People with comorbidity should be careful. Once detected covid positive they should get admitted and do not stay at home.*
- d. *Death among non-vaccinated people, especially people with comorbidity is because of late arrival in hospitals*
- e. *Diabetes and Hypertension together is the most common cause of patient death if they arrive late.*
- f. *Vaccinated people, only if symptomatic are advised to consult Doctor.*
- g. *Non Vaccinated people, if symptomatic, may do RTPCR test*
- h. *Antigen testing is only for emergency purpose*
- i. *Non vaccinated people with co-morbidities to do testing by RTPCR and consult doctor*
- j. *Repeat RTPCR is not needed among the people who are detected COVID positive in the previous 2 months*
- k. *All young person detected positive and at home isolation should do glucose test*

TABLE1.Total Vaccination done in the State as on 23/09/21 midnight

State Summary till			24/09/2021	at 12 AM		
District	Target	First Dose	Percentage *	Second Dose	Percentage *	Total Doses Administered
Alappuzha	1791004	1481041	83%	635399	35%	2,116,440
Ernakulam	2822724	2822724	100%	1260401	45%	4,083,125
Idukki	901797	835862	93%	369726	41%	1,205,588
Kannur	2014568	1834830	91%	738773	37%	2,573,603
Kasaragod	994582	880405	89%	420205	42%	1,300,610
Kollam	2159675	1879131	87%	808859	37%	2,687,990
Kottayam	1665546	1445148	87%	651130	39%	2,096,278
Kozhikode	2438906	2242085	92%	905790	37%	3,147,875
Malappuram	2901736	2615098	90%	852583	29%	3,467,681
Palakkad	2209869	1891970	86%	658762	30%	2,550,732
Pathanamthitta	1038180	1026412	99%	543766	52%	1,570,178
Thiruvananthapuram	2721461	2503546	92%	1221498	45%	3,725,044
Thrissur	2558964	2238090	87%	945589	37%	3,183,679
Wayanad	657617	644953	98%	319279	49%	964,232
Grand Total	26808894	24341295	91%	10331760	39%	34,673,055
*Target population (> 18 years) as per MOHFW is 2.87 crores						

TABLE2.Covid-19 Vaccination Center Functional in the State as on 23/09/21 midnight

<i>DISTRICTS</i>	Public	Private	Total
Alappuzha	88	10	98
Ernakulam	145	61	206
Idukki	63	10	73
Kannur	95	21	116
Kasaragod	65	7	72
Kollam	97	30	127
Kottayam	104	20	124
Kozhikode	90	38	128
Malappuram	126	14	140
Palakkad	103	14	117
Pathanamthitta	62	14	76
Thiruvananthapuram	131	30	161
Thrissur	152	34	186
Wayanad	44	3	47
GrandTotal	1365	306	1671

TABLE3. Health Care Workers Coverage as on 23/09/21 midnight

<i>DISTRICT</i>	<i>1ST DOSE</i>	<i>Percentage</i>	<i>2ND DOSE</i>	<i>Percentage Fully Vaccinated</i>
Alappuzha	29002	100%	26090	90%
Ernakulam	85531	100%	71749	84%
Idukki	13544	100%	12418	92%
Kannur	40374	100%	36070	89%
Kasaragod	11608	100%	10364	89%
Kollam	36022	100%	32049	89%
Kottayam	38692	100%	34473	89%
Kozhikode	52718	100%	45175	86%
Malappuram	44809	100%	39446	88%
Palakkad	34667	100%	30174	87%
Pathanamthitta	29324	100%	23701	81%
Thiruvananthapuram	73388	100%	63062	86%
Thrissur	51902	100%	47014	91%
Wayanad	13973	100%	12851	92%
GrandTotal	555554	100%	484636	87%

TABLE4. Frontline workers Coverage as on 23/09/21 midnight

<i>DISTRICT</i>	<i>1ST DOSE</i>	<i>Percentage</i>	<i>2nd DOSE</i>	<i>Percentage Fully Vaccinated</i>
Alappuzha	39097	100%	35261	90%
Ernakulam	54908	100%	47750	87%
Idukki	22977	100%	20129	88%
Kannur	41368	100%	38844	94%
Kasaragod	24608	100%	21591	88%
Kollam	42197	100%	36372	86%
Kottayam	32121	100%	29292	91%
Kozhikode	55248	100%	49347	89%
Malappuram	53898	100%	49011	91%
Palakkad	48077	100%	43319	90%
Pathanamthitta	25239	100%	21163	84%
Thiruvananthapuram	72930	100%	62146	85%
Thrissur	41895	100%	39163	93%
Wayanad	17017	100%	15481	91%
GrandTotal	571580	100%	508869	89%

TABLE5.Age-Appropriate Group (≥45Years) Coverage as on 23/09/21 midnight

Age appropriate group (≥45years) Coverage as on 24/09/2021, 12AM					
District	Target	1 st dose coverage	Percentage	2nd dose	Percentage Fully Vaccinated*
Alappuzha	939381	836963	89%	478395	51%
Ernakulam	1405596	1405596	100%	858272	61%
Idukki	431545	429772	99.6%	275693	64%
Kannur	957707	927041	97%	527174	55%
Kasaragod	422176	422176	100%	304048	72%
Kollam	1068579	1013182	95%	601445	56%
Kottayam	902961	806986	89%	468391	52%
Kozhikode	1132644	1132644	100%	633882	56%
Malappuram	1124358	1124358	100%	585378	52%
Palakkad	996439	937343	94%	474938	48%
Pathanamthitta	584640	580894	99%	420933	72%
Thiruvananthapuram	1332129	1269534	95%	830651	62%
Thrissur	1284499	1204839	94%	690653	54%
Wayanad	300240	300240	100%	232087	77%
GrandTotal	12882894	12391568	96%	7381940	57%

*Among those who took 1st Dose

TABLE6.Age-Appropriate Group (18-44Years) Coverage as on 23/09/21 midnight

18-44 years Coverage as on 24/09/21 at 12 AM					
District	Target	First Dose		2nd Dose Coverage	Percentage fully vaccinated*
		1st Dose Coverage	Percentage		
Alappuzha	851623	575979	68%	95653	11%
Ernakulam	1349393	1276689	95%	282630	21%
Idukki	470252	369569	79%	61486	13%
Kannur	1056861	826047	78%	136685	13%
Kasaragod	572406	422013	74%	84202	15%
Kollam	1091096	787730	72%	138993	13%
Kottayam	762585	567349	74%	118974	16%
Kozhikode	1306262	1001475	77%	177386	14%
Malappuram	1777378	1392033	78%	178748	10%
Palakkad	1213430	871883	72%	110331	9%
Pathanamthitta	453540	390955	86%	77969	17%
Thiruvananthapuram	1389332	1087694	78%	265639	19%
Thrissur	1274465	939454	74%	168759	13%
Wayanad	357377	313723	88%	58860	16%
GrandTotal	13926000	10822593	78%	1956315	14%

*Among those who have taken first dose

TABLE7. Achievement for the day 23/09/21 midnight

<i>DISTRICT</i>	<i>1st Dose</i>	<i>2nd Dose</i>	<i>Total</i>
Alappuzha	1738	8405	10143
Ernakulam	12604	26416	39020
Idukki	1578	4312	5890
Kannur	6369	5488	11857
Kasaragod	1560	3242	4802
Kollam	5614	13097	18711
Kottayam	2380	3574	5954
Kozhikode	14913	10341	25254
Malappuram	32432	10480	42912
Palakkad	17598	9448	27046
Pathanamthitta	1513	8227	9740
Thiruvananthapuram	3194	15765	18959
Thrissur	4105	9301	13406
Wayanad	498	5042	5540
GrandTotal	106096	133138	239234

** Vaccine stock details couldn't be downloaded from e-VIN portal as the portal is down.

TABLE9. COVID Vaccination related sites

support@cowin.gov.in https://www.cowin.gov.in/home https://dashboard.kerala.gov.in/ https://dhs.kerala.gov.in/https://aogyakeralam.gov.in/https://sha.kerala.gov.in/

TABLE 10. COVID Vaccination related Helpline numbers

National/State/District	Line1	Line2	Line3
National Helpline	1075	+91 1123978046	0120 4473222
Disha	1056	04712552056	
StateCallCenter	04712309251	04712309252	04712309255
Thiruvananthapuram	9188610100	1077	
Kollam	04742797609	8589015556	
Pathanamthitta	04682222515	04682228220	
Alappuzha	04772239999		
Kottayam	04812565200	04812304800	04812581900
Idukki	18004255640	04862232220	04862233118
Ernakulam	9072303861		
Thrissur	9400066921	9400066922	9400066923
Palakkad	04912505264	04912505189	8943341439
Malappuram	04832733253	04832737858	04832733252
Kozhikode	7594001442		
Wayanad	04936202343	04936202375	9072510900
Kannur	04972700194		
Kasargod	9061076590	9061079244	9061078026