



കേരള സർക്കാർ

COVID-19 OUTBREAK CONTROL AND PREVENTIONS TATE
CELL HEALTH&FAMILY WELFARE DEPARTMENT
Govt of Kerala
www.health.kerala.gov.in

www.dhs.kerala.gov.in

controlroomdhsKERALA@gmail.com

Kerala HEALTH-COVID-19 DAILY VACCINATION BULLETIN

Date:24/09/2021

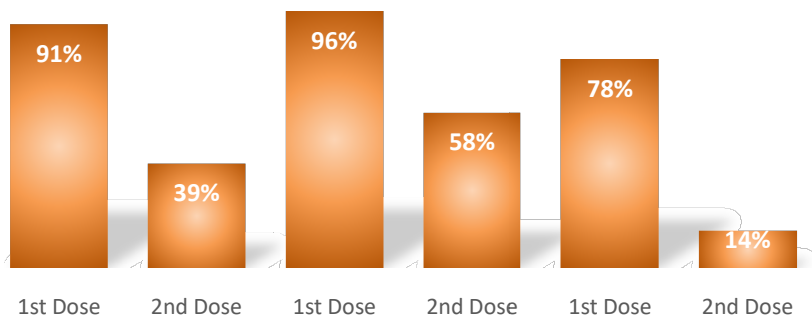
**OUR HEALTH OUR RESPONSIBILITY
VACCINE ADVISORY**

- *People who are vaccinated with Covid Vaccine are reported to have reduced Covid related ICU admissions, serious disease and death.*
- *Early vaccination is useful to safeguard our life from this deadly disease.*
- *Vaccination sessions are planned as per the availability of vaccine. All are requested to cooperate.*
- *After receiving the first dose, second dose of Covishield vaccine is to be taken between 12–16 weeks and second dose of Covaxin between 4-6 weeks.*
- *Covid vaccination is currently available to all above the age of 18.*
- *Vaccination is available free of cost in all Government covid vaccination centers, and at a nominal rate (as per the GoI order F.No.2079203/2021/Immunization) in selected private Hospitals.*
- **ENSURE ALL YOUR ELIGIBLE FAMILY MEMBERS ARE PROTECTED BY RECEIVING ANY OF THE AVAILABLE COVID VACCINE.**
- **“BOTH COVAXIN AND COVISHIELD ARE EQUALLY EFFECTIVE AND SAFE”**
- **“BE FULLY PROTECTED – GET THE SECOND DOSE AT YOUR SCHEDULED TIME”**

ANALYSIS

COVID-19 mass vaccinations are showing signs of preventing illness and steep decline in cases and hospital admissions in countries which done vaccination. Kerala started its vaccination for health care workers from January 16, 2021. The COVID-19 Vaccines Operational Guidelines issued by the Ministry of Health and Family Welfare, Govt. of India, 28th December 2020 and all subsequent Guidelines issued by Ministry of Health and Family Welfare, Govt of India are followed at the sites and all vaccination lanes

Summary of COVID Vaccine Administered as on 24-09-2021 midnight



91% of eligible population vaccinated with a single dose till September 24

91%

39% of eligible population vaccinated with double dose till September 24

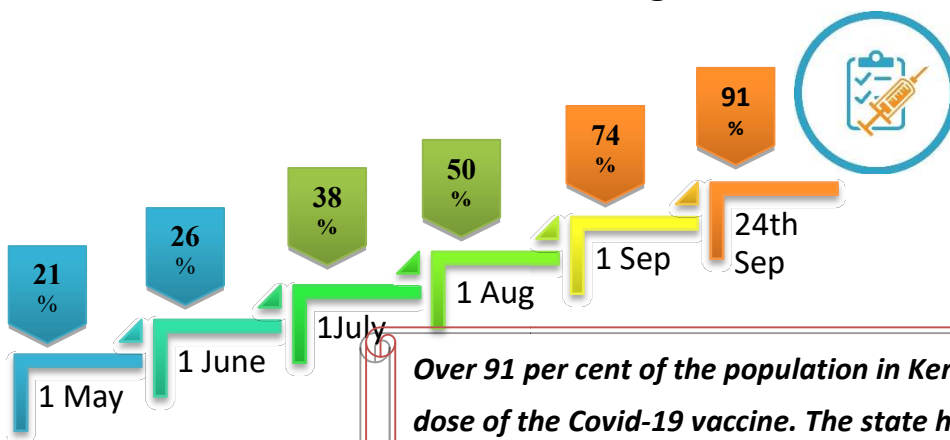
39%

State has vaccinated more than 96% of people aged more than 45 years with a single dose

96%



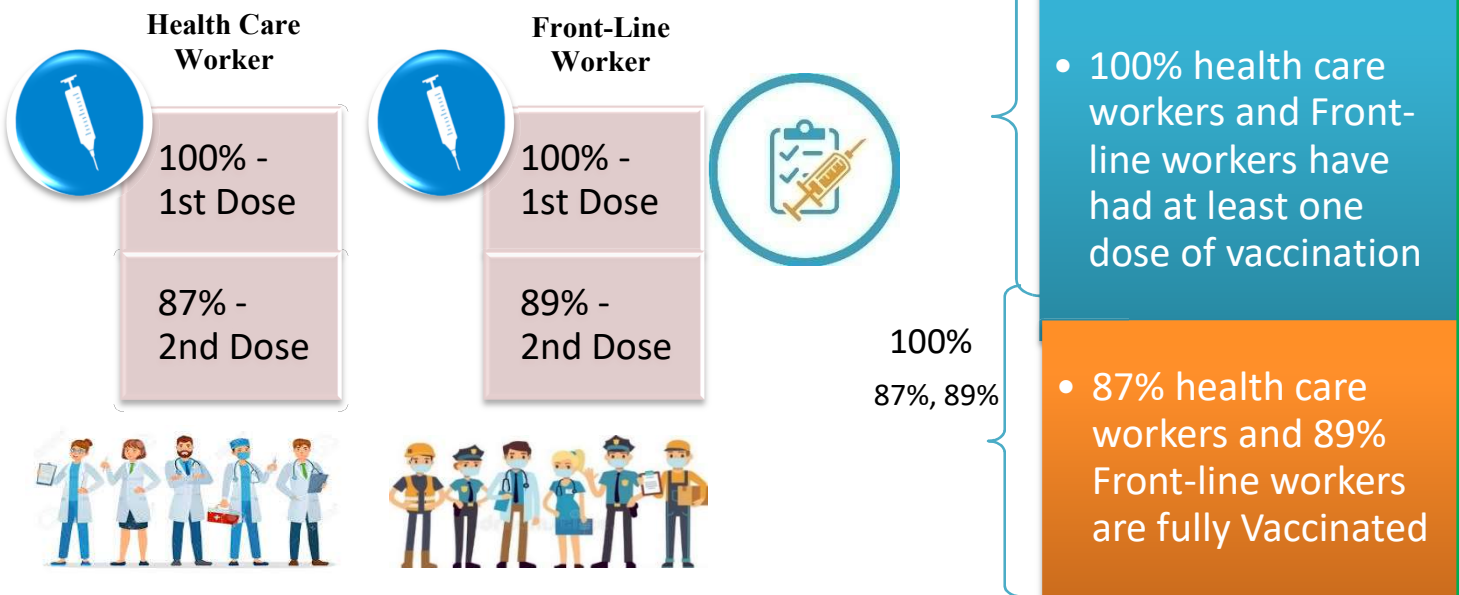
Time Line of Vaccination Coverage



Kerala began administration of COVID 19 Vaccines on 16th January, 2021. As of 24th September 2021, Kerala has administered over 30 million doses overall, including first and second doses of vaccines.


Over 91 per cent of the population in Kerala has been administered the first dose of the Covid-19 vaccine. The state has achieved the target within 251 days since the beginning of the vaccination drive on January 16.

Health Care Workers and Front-Line Workers Vaccinated



Are You Vaccinated? You Still Need to Practice: SMS

- Even after vaccination, follow COVID appropriate behavior
- Practice Social Distancing and greet without physical contact
- Always wear clean face mask
- Wash your hands thoroughly and frequently or use hand sanitizer
- Follow the current COVID 19 guidelines to prevent further spread
- Stay Safe. Stay Strong. Get Vaccinated



Even After Getting Vaccinated Keep Taking Precautions to Protect Your Self



The Race Towards Full Vaccination - Weekly Trend

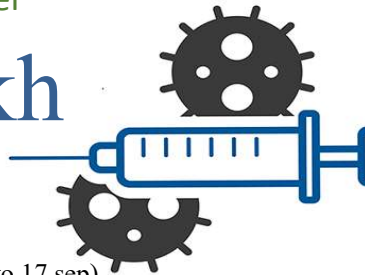
11 Sep – 17 Sep

Kerala Administered over

18.61 Lakh

COVID Vaccine Doses

in the last 7 days (11 sep to 17 sep)

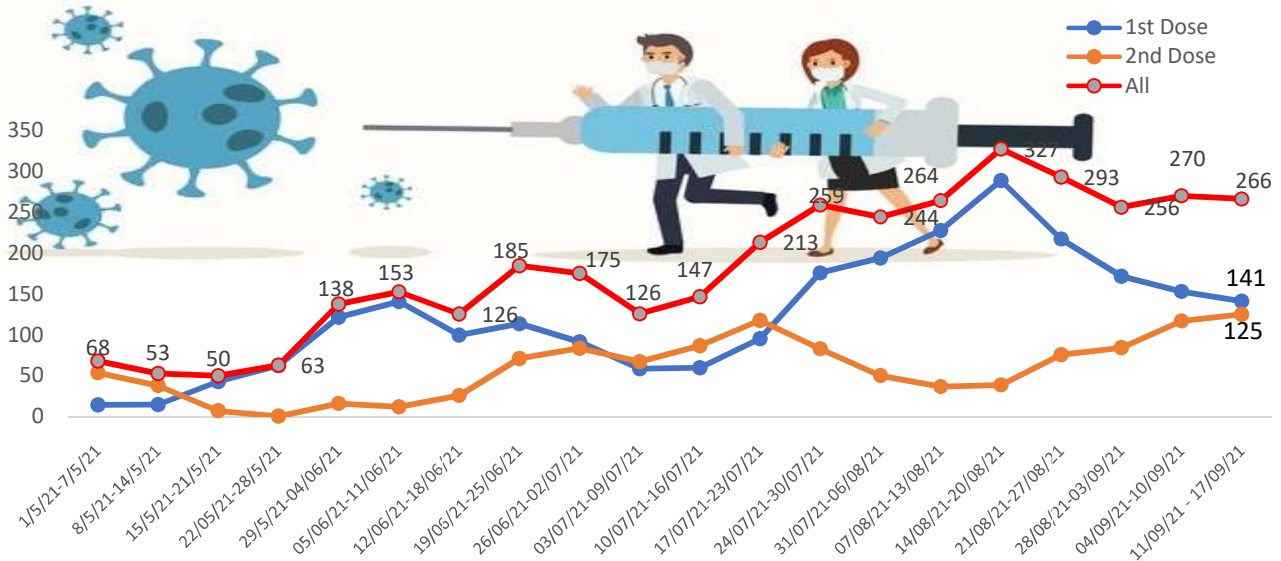


From September 11 to 17, on average

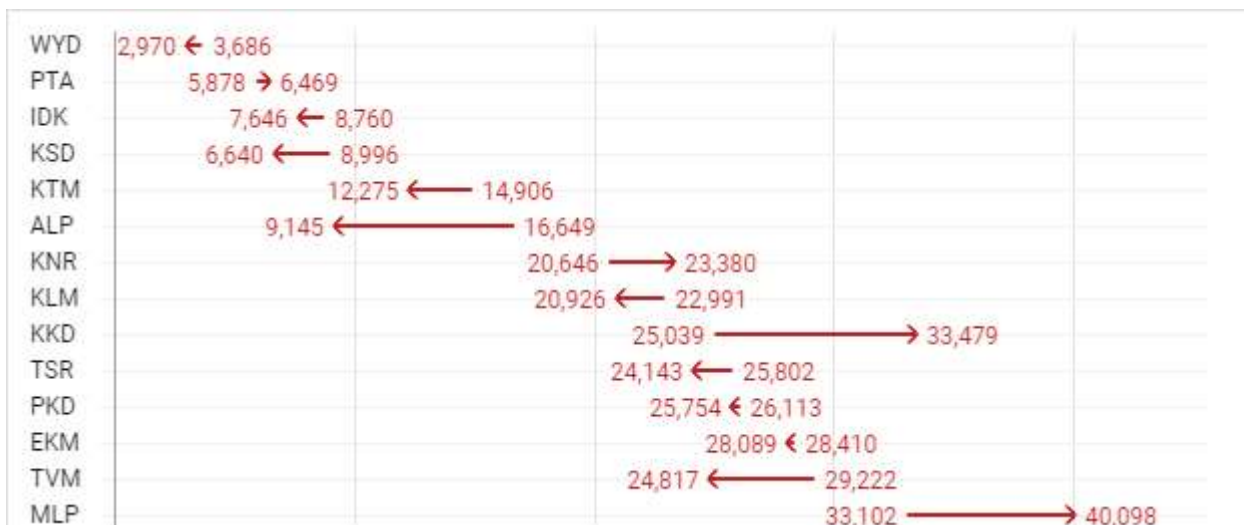
2.66 lakh

doses were administered daily.

Average Doses Administered Per day per week (in 1000)



Trend in average per day vaccination for the last two weeks



Important Message to the Public

- a. *Infection or infection rate is only a part and disease manifestation of disease is to be monitored*
- b. *Fatality among vaccinated people is very less. Disease severity among vaccinated people is less.*
- c. *People with comorbidity should be careful. Once detected covid positive they should get admitted and do not stay at home.*
- d. *Death among non-vaccinated people, especially people with comorbidity is because of late arrival in hospitals*
- e. *Diabetes and Hypertension together is the most common cause of patient death if they arrive late.*
- f. *Vaccinated people, only if symptomatic are advised to consult Doctor.*
- g. *Non Vaccinated people, if symptomatic, may do RTPCR test*
- h. *Antigen testing is only for emergency purpose*
- i. *Non vaccinated people with co-morbidities to do testing by RTPCR and consult doctor*
- j. *Repeat RTPCR is not needed among the people who are detected COVID positive in the previous 2 months*
- k. *All young person detected positive and at home isolation should do glucose test*

TABLE1.Total Vaccination done in the State as on 24/09/21 midnight

State Summary till			25/09/2021	at 12 AM		Total Doses Administered
District	Target	First Dose	Percentage *	Second Dose	Percentage *	
Alappuzha	1791004	1482484	83%	639497	36%	2,121,981
Ernakulam	2831985	2831985	100%	1289118	46%	4,121,103
Idukki	901797	837665	93%	374271	42%	1,211,936
Kannur	2014568	1838766	91%	746872	37%	2,585,638
Kasaragod	994825	881533	89%	422856	43%	1,304,389
Kollam	2159675	1883918	87%	814476	38%	2,698,394
Kottayam	1665546	1446725	87%	655847	39%	2,102,572
Kozhikode	2442178	2254923	92%	914782	37%	3,169,705
Malappuram	2906665	2640187	91%	860968	30%	3,501,155
Palakkad	2209869	1902176	86%	668358	30%	2,570,534
Pathanamthitta	1038180	1027749	99%	549488	53%	1,577,237
Thiruvananthapuram	2721461	2508494	92%	1233788	45%	3,742,282
Thrissur	2558964	2242224	88%	952035	37%	3,194,259
Wayanad	657713	645597	98%	323355	49%	968,952
Grand Total	26819540	24424426	91%	10445711	39%	34,870,137
*Target population (> 18 years) as per MOHFW is 2.87 crores						

TABLE2.Covid-19 Vaccination Center Functional in the State as on 24/09/21 midnight

<i>DISTRICTS</i>	Public	Private	Total
Alappuzha	88	10	98
Ernakulam	149	59	208
Idukki	62	10	72
Kannur	95	21	116
Kasaragod	63	7	70
Kollam	104	30	134
Kottayam	104	16	120
Kozhikode	122	38	160
Malappuram	129	14	143
Palakkad	104	14	118
Pathanamthitta	62	14	76
Thiruvananthapuram	129	33	162
Thrissur	101	32	133
Wayanad	49	3	52
GrandTotal	1361	301	1662

TABLE3. Health Care Workers Coverage as on 24/09/21 midnight

<i>DISTRICT</i>	<i>1ST DOSE</i>	<i>Percentage</i>	<i>2ND DOSE</i>	<i>Percentage Fully Vaccinated</i>
Alappuzha	29002	100%	26118	90%
Ernakulam	85533	100%	71826	84%
Idukki	13544	100%	12442	92%
Kannur	40374	100%	36116	89%
Kasaragod	11608	100%	10374	89%
Kollam	36022	100%	32094	89%
Kottayam	38692	100%	34499	89%
Kozhikode	52719	100%	45259	86%
Malappuram	44809	100%	39528	88%
Palakkad	34667	100%	30215	87%
Pathanamthitta	29324	100%	23724	81%
Thiruvananthapuram	73389	100%	63162	86%
Thrissur	51903	100%	47073	91%
Wayanad	13973	100%	12866	92%
GrandTotal	555559	100%	485296	87%

TABLE4. Frontline workers Coverage as on 24/09/21 midnight

<i>DISTRICT</i>	<i>1ST DOSE</i>	<i>Percentage</i>	<i>2nd DOSE</i>	<i>Percentage Fully Vaccinated</i>
Alappuzha	39097	100%	35283	90%
Ernakulam	54908	100%	47818	87%
Idukki	22977	100%	20157	88%
Kannur	41368	100%	38923	94%
Kasaragod	24608	100%	21613	88%
Kollam	42198	100%	36415	86%
Kottayam	32121	100%	29309	91%
Kozhikode	55248	100%	49420	89%
Malappuram	53898	100%	49055	91%
Palakkad	48079	100%	43371	90%
Pathanamthitta	25239	100%	21201	84%
Thiruvananthapuram	72931	100%	62306	85%
Thrissur	41895	100%	39207	94%
Wayanad	17017	100%	15519	91%
GrandTotal	571584	100%	509597	89%

TABLE5.Age-Appropriate Group (≥45Years) Coverage as on 24/09/21 midnight

Age appropriate group (≥45years) Coverage as on 25/09/2021, 12AM					
District	Target	1 st dose coverage	Percentage	2nd dose	Percentage Fully Vaccinated*
Alappuzha	939381	837438	89%	480149	51%
Ernakulam	1407702	1407702	100%	871539	62%
Idukki	431545	430221	99.7%	278101	64%
Kannur	957707	928019	97%	532205	56%
Kasaragod	422419	422419	100%	305043	72%
Kollam	1068579	1014901	95%	605165	57%
Kottayam	902961	807548	89%	470541	52%
Kozhikode	1135916	1135916	100%	639484	56%
Malappuram	1129287	1129287	100%	590046	52%
Palakkad	996439	939475	94%	481447	48%
Pathanamthitta	584640	581275	99%	424467	73%
Thiruvananthapuram	1332129	1271141	95%	836832	63%
Thrissur	1284499	1206069	94%	693165	54%
Wayanad	300336	300336	100%	233195	78%
GrandTotal	12893540	12411747	96%	7441379	58%

*Among those who took 1st Dose

TABLE6.Age-Appropriate Group (18-44Years) Coverage as on 24/09/21 midnight

18-44 years Coverage as on 25/09/21 at 12 AM					
District	Target	First Dose		2nd Dose Coverage	Percentage fully vaccinated*
		1st Dose Coverage	Percentage		
Alappuzha	851623	576947	68%	97947	12%
Ernakulam	1349393	1283842	95%	297935	22%
Idukki	470252	370923	79%	63571	14%
Kannur	1056861	829005	78%	139628	13%
Kasaragod	572406	422898	74%	85826	15%
Kollam	1091096	790797	72%	140802	13%
Kottayam	762585	568364	75%	121498	16%
Kozhikode	1306262	1011040	77%	180619	14%
Malappuram	1777378	1412193	79%	182339	10%
Palakkad	1213430	879955	73%	113325	9%
Pathanamthitta	453540	391911	86%	80096	18%
Thiruvananthapuram	1389332	1091033	79%	271488	20%
Thrissur	1274465	942357	74%	172590	14%
Wayanad	357377	314271	88%	61775	17%
GrandTotal	13926000	10885536	78%	2009439	14%

*Among those who have taken first dose

TABLE7. Achievement for the day 24/09/21 midnight

<i>DISTRICT</i>	<i>1st Dose</i>	<i>2nd Dose</i>	<i>Total</i>
Alappuzha	1443	4097	5540
Ernakulam	9228	28651	37879
Idukki	1723	4511	6234
Kannur	3933	8091	12024
Kasaragod	1123	2631	3754
Kollam	4781	5607	10388
Kottayam	1575	4713	6288
Kozhikode	12782	8963	21745
Malappuram	24490	8283	32773
Palakkad	10181	9586	19767
Pathanamthitta	1337	5720	7057
Thiruvananthapuram	4945	12289	17234
Thrissur	4105	6368	10473
Wayanad	642	4063	4705
GrandTotal	82288	113573	195861

** Vaccine stock details couldn't be downloaded from e-VIN portal as the portal is down.

TABLE9. COVID Vaccination related sites

support@cowin.gov.in https://www.cowin.gov.in/home https://dashboard.kerala.gov.in/ https://dhs.kerala.gov.in/https://aogyakeralam.gov.in/https://sha.kerala.gov.in/

TABLE 10. COVID Vaccination related Helpline numbers

National/State/District	Line1	Line2	Line3
National Helpline	1075	+91 1123978046	0120 4473222
Disha	1056	04712552056	
StateCallCenter	04712309251	04712309252	04712309255
Thiruvananthapuram	9188610100	1077	
Kollam	04742797609	8589015556	
Pathanamthitta	04682222515	04682228220	
Alappuzha	04772239999		
Kottayam	04812565200	04812304800	04812581900
Idukki	18004255640	04862232220	04862233118
Ernakulam	9072303861		
Thrissur	9400066921	9400066922	9400066923
Palakkad	04912505264	04912505189	8943341439
Malappuram	04832733253	04832737858	04832733252
Kozhikode	7594001442		
Wayanad	04936202343	04936202375	9072510900
Kannur	04972700194		
Kasargod	9061076590	9061079244	9061078026