



കേരള സർക്കാർ

COVID-19 OUTBREAK CONTROL AND PREVENTION STATE CELL HEALTH & FAMILY WELFARE DEPARTMENT  
Govt of Kerala

www.dhs.kerala.gov.in

controlroomdhskerala@gmail.com

**Kerala HEALTH-COVID-19 DAILY VACCINATION BULLETIN**

**Date: 25/09/2021**

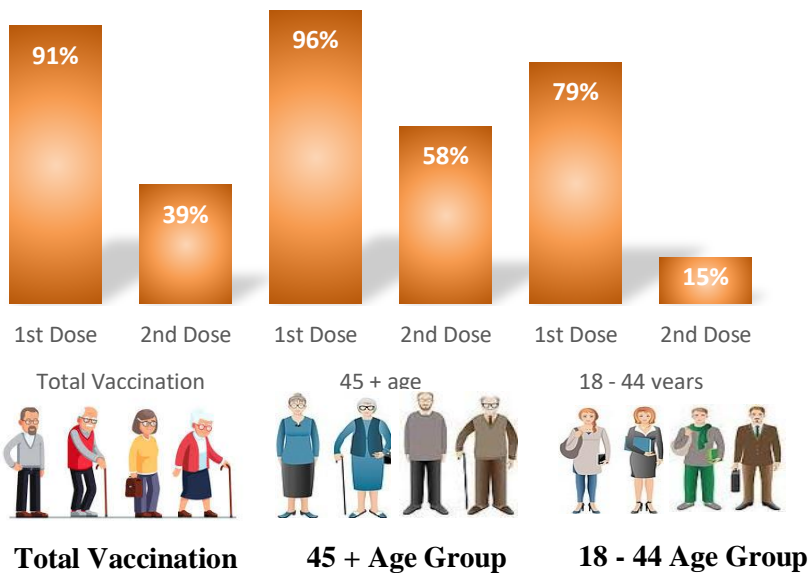
**OUR HEALTH OUR RESPONSIBILITY  
VACCINE ADVISORY**

- *People who are vaccinated with Covid Vaccine are reported to have reduced Covid related ICU admissions, serious disease and death.*
- *Early vaccination is useful to safeguard our life from this deadly disease.*
- *Vaccination sessions are planned as per the availability of vaccine. All are requested to cooperate.*
- *After receiving the first dose, second dose of Covishield vaccine is to be taken between 12-16 weeks and second dose of Covaxin between 4-6 weeks.*
- *Covid vaccination is currently available to all above the age of 18*
- *Vaccination is available free of cost in all Government covid vaccination centers, and at a nominal rate (as per the GoI order F.No.2079203/2021/Immunization) in selected private Hospitals.*
- **ENSURE ALL YOUR ELIGIBLE FAMILY MEMBERS ARE PROTECTED BY RECEIVING ANY OF THE AVAILABLE COVID VACCINE.**
- **“BOTH COVAXIN AND COVISHIELD ARE EQUALLY EFFECTIVE AND SAFE”**
- **“BE FULLY PROTECTED – GET THE SECOND DOSE AT YOUR SCHEDULED TIME”**

## ANALYSIS

COVID-19 mass vaccinations are showing signs of preventing illness and steep decline in cases and hospital admissions in countries which done vaccination. Kerala started its vaccination for health care workers from January 16, 2021. The COVID-19 Vaccines Operational Guidelines issued by the Ministry of Health and Family Welfare, Govt. of India, 28th December 2020 and all subsequent Guidelines issued by Ministry of Health and Family Welfare, Govt of India are followed at the sites and all vaccination lanes

## Summary of COVID Vaccine Administered as on 25-09-2021 midnight

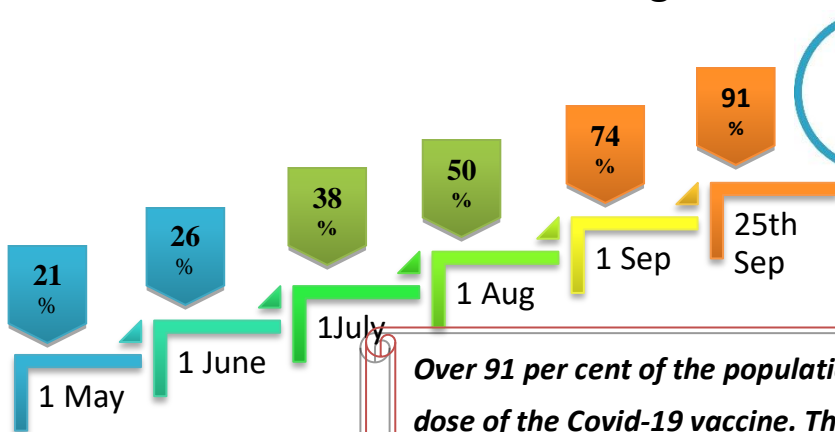


91% of eligible population vaccinated with a single dose till September 25

39% of eligible population vaccinated with double dose till September 25

State has vaccinated more than 96% of people aged more than 45 years with a single dose

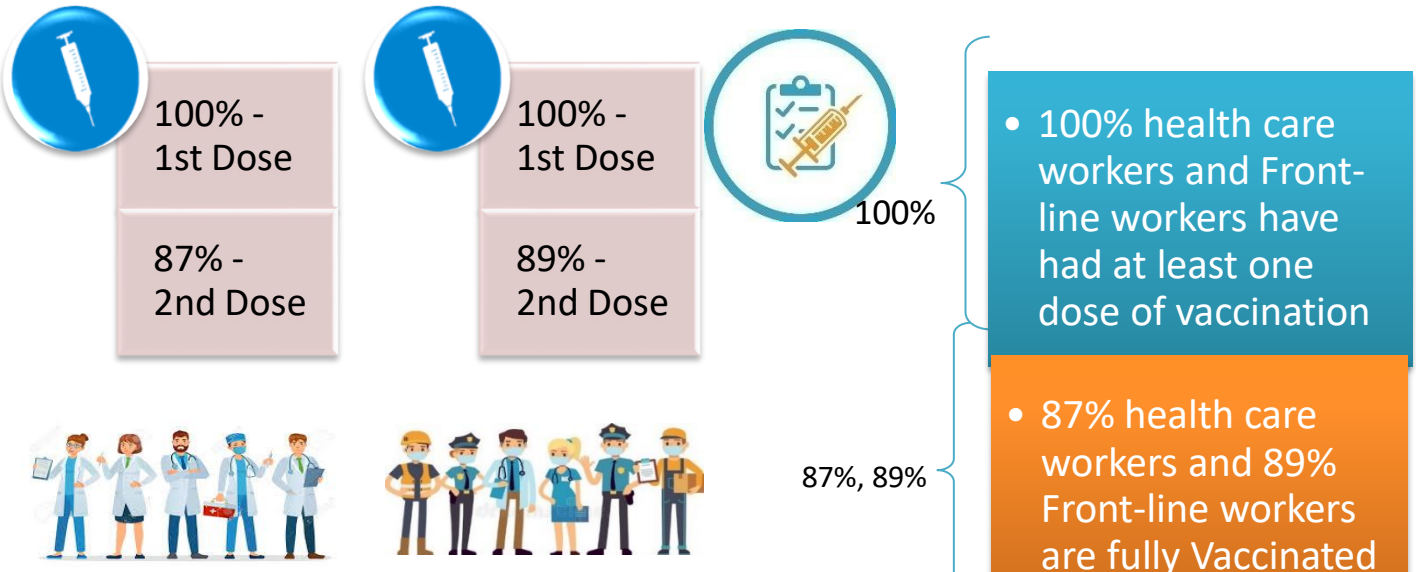
## Time Line of Vaccination Coverage



Kerala began administration of COVID 19 Vaccines on 16<sup>th</sup> January, 2021. As of 25<sup>th</sup> September 2021, Kerala has administered over 30 million doses overall, including first and second doses of vaccines.

Over 91 per cent of the population in Kerala has been administered the first dose of the Covid-19 vaccine. The state has achieved the target within 252 days since the beginning of the vaccination drive on January 16.

# Health Care Workers and Front-Line Workers Vaccination



**Health Care Worker**



**Front-Line Worker**

Are You Vaccinated? You Still Need to Practice: SMS

- Even after vaccination, follow COVID appropriate behavior
- Practice Social Distancing and greet without physical contact
- Always wear clean face mask
- Wash your hands thoroughly and frequently or use hand sanitizer
- Follow the current COVID 19 guidelines to prevent further spread
- Stay Safe. Stay Strong. Get Vaccinated



Even After Getting Vaccinated Keep Taking Precautions to Protect Your Self



**GET VACCINATED**



**WASH YOUR HANDS**



**WEAR A MASK**



**KEEP YOUR DISTANCE**

# The Race Towards Full Vaccination - Weekly Trend

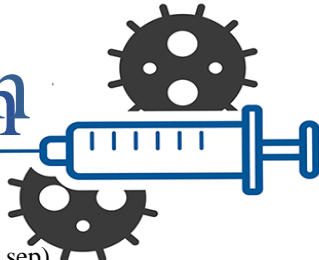
18 Sep – 24 Sep

Kerala Administered over

**18.79 Lakh**

COVID Vaccine Doses

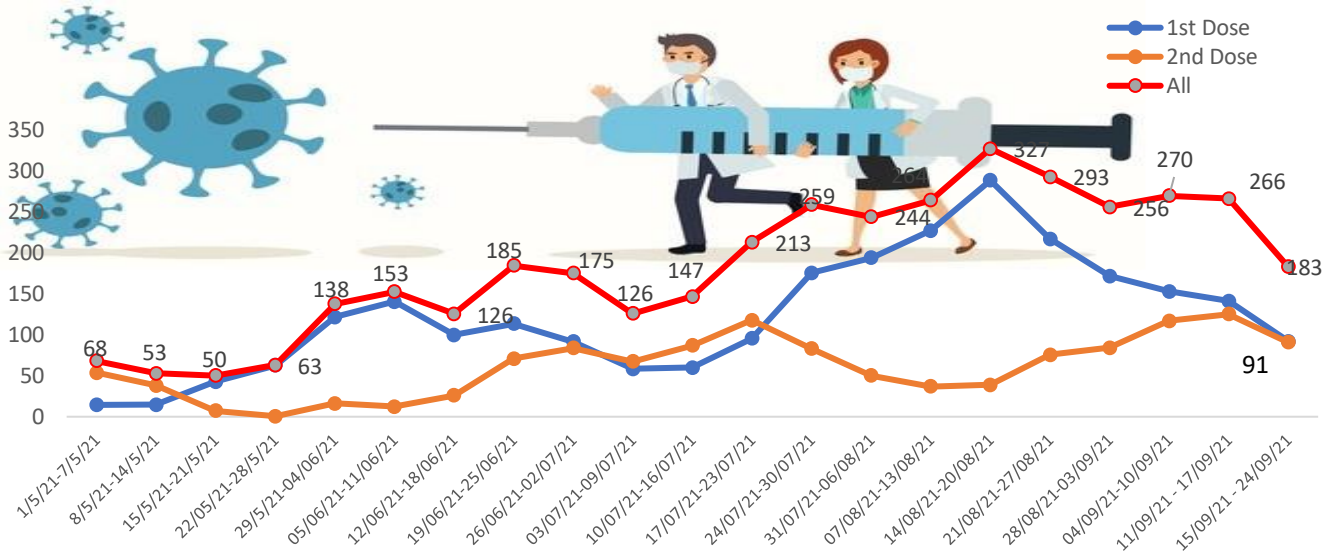
in the last 7 days (11 sep to 17 sep)  
in the last 7 days (18 sep to 24 sep)



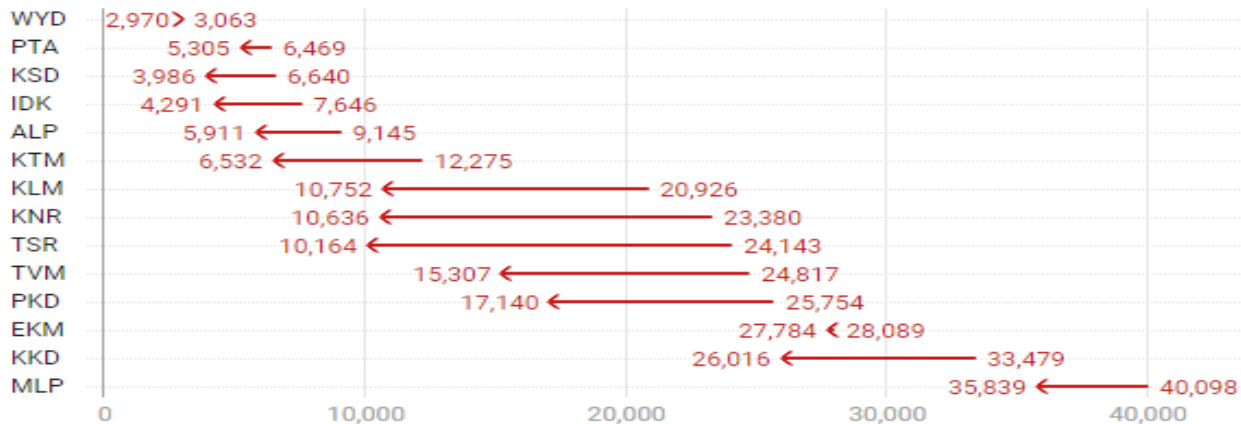
From September 18 to 24, on average

**1.83 lakh** doses were administered daily.

Average Doses Administered Per day per week (in 1000)



Trend in Average per day vaccination for the last two weeks



## Important Message to the Public

- a. *Infection or infection rate is only a part and disease manifestation of disease is to be monitored*
- b. *Fatality among vaccinated people is very less. Disease severity among vaccinated people is less.*
- c. *People with comorbidity should be careful. Once detected covid positive they should get admitted and do not stay at home.*
- d. *Death among non-vaccinated people, especially people with comorbidity is because of late arrival in hospitals*
- e. *Diabetes and Hypertension together is the most common cause of patient death if they arrive late.*
- f. *Vaccinated people, only if symptomatic are advised to consult Doctor.*
- g. *Non Vaccinated people, if symptomatic, may do RTPCR test*
- h. *Antigen testing is only for emergency purpose*
- i. *Non vaccinated people with co-morbidities to do testing by RTPCR and consult doctor*
- j. *Repeat RTPCR is not needed among the people who are detected COVID positive in the previous 2 months*
- k. *All young person detected positive and at home isolation should do glucose test*

TABLE1.TotalVaccinationdonein theStateason 25/09/21 midnight

| State Summary till   |                 |                 | 26/09/2021   | at 12 AM        |              | Total Doses Administered |
|--|-----------------|-----------------|--------------|-----------------|--------------|--------------------------|
| District   | Target          | First Dose      | Percentage * | Second Dose     | Percentage * |                          |
| Alappuzha  | 1791004         | 1484558         | 83%          | 645260          | 36%          | 2,129,818                |
| Ernakulam  | 2841917         | 2841917         | 100%         | 1316310         | 46%          | 4,158,227                |
| Idukki   | 901797          | 839512          | 93%          | 378711          | 42%          | 1,218,223                |
| Kannur   | 2014568         | 1843202         | 91%          | 754560          | 37%          | 2,597,762                |
| Kasaragod  | 995117          | 883182          | 89%          | 428753          | 43%          | 1,311,935                |
| Kollam   | 2159675         | 1886257         | 87%          | 817048          | 38%          | 2,703,305                |
| Kottayam   | 1665546         | 1448600         | 87%          | 661265          | 40%          | 2,109,865                |
| Kozhikode  | 2444293         | 2263576         | 93%          | 930068          | 38%          | 3,193,644                |
| Malappuram   | 2910529         | 2659215         | 91%          | 870143          | 30%          | 3,529,358                |
| Palakkad   | 2209869         | 1910553         | 86%          | 677074          | 31%          | 2,587,627                |
| Pathanamthitta   | 1038180         | 1029020         | 99%          | 555842          | 54%          | 1,584,862                |
| Thiruvananthapuram   | 2721461         | 2513610         | 92%          | 1246774         | 46%          | 3,760,384                |
| Thrissur   | 2558964         | 2244791         | 88%          | 960881          | 38%          | 3,205,672                |
| Wayanad  | 657813          | 646204          | 98%          | 328242          | 50%          | 974,446                  |
| <b>Grand Total</b>   | <b>26828030</b> | <b>24494197</b> | <b>91%</b>   | <b>10570931</b> | <b>39%</b>   | <b>35,065,128</b>        |
| *Target population(> 18 years) as per MOHFW is 2.87 crores |                 |                 |              |                 |              |                          |

TABLE2.Covid-19VaccinationCenterFunctionalintheStateason25/09/21midnight

| DISTRICTS          | Public      | Private    | Total       |
|--------------------|-------------|------------|-------------|
| Alappuzha          | 88          | 10         | 98          |
| Ernakulam          | 144         | 61         | 205         |
| Idukki             | 63          | 11         | 74          |
| Kannur             | 95          | 21         | 116         |
| Kasaragod          | 82          | 7          | 89          |
| Kollam             | 34          | 22         | 56          |
| Kottayam           | 104         | 17         | 121         |
| Kozhikode          | 109         | 38         | 147         |
| Malappuram         | 132         | 19         | 151         |
| Palakkad           | 103         | 14         | 117         |
| Pathanamthitta     | 62          | 14         | 76          |
| Thiruvananthapuram | 126         | 78         | 204         |
| Thrissur           | 128         | 36         | 164         |
| Wayanad            | 50          | 3          | 53          |
| <b>GrandTotal</b>  | <b>1320</b> | <b>351</b> | <b>1671</b> |

TABLE3.HealthCareWorkersCoverageason25/09/21midnight

| <i>DISTRICT</i>           | <i>1<sup>ST</sup> DOSE</i> | <i>Percentage</i> | <i>2<sup>ND</sup> DOSE</i> | <i>Percentage FullyVaccinate d</i> |
|---------------------------|----------------------------|-------------------|----------------------------|------------------------------------|
| <b>Alappuzha</b>          | 29004                      | 100%              | 26153                      | 90%                                |
| <b>Ernakulam</b>          | 85533                      | 100%              | 71926                      | 84%                                |
| <b>Idukki</b>             | 13544                      | 100%              | 12461                      | 92%                                |
| <b>Kannur</b>             | 40374                      | 100%              | 36183                      | 90%                                |
| <b>Kasaragod</b>          | 11608                      | 100%              | 10378                      | 89%                                |
| <b>Kollam</b>             | 36022                      | 100%              | 32113                      | 89%                                |
| <b>Kottayam</b>           | 38692                      | 100%              | 34533                      | 89%                                |
| <b>Kozhikode</b>          | 52719                      | 100%              | 45345                      | 86%                                |
| <b>Malappuram</b>         | 44809                      | 100%              | 39615                      | 88%                                |
| <b>Palakkad</b>           | 34667                      | 100%              | 30259                      | 87%                                |
| <b>Pathanamthitta</b>     | 29324                      | 100%              | 23780                      | 81%                                |
| <b>Thiruvananthapuram</b> | 73390                      | 100%              | 63262                      | 86%                                |
| <b>Thrissur</b>           | 51903                      | 100%              | 47140                      | 91%                                |
| <b>Wayanad</b>            | 13973                      | 100%              | 12884                      | 92%                                |
| <b>GrandTotal</b>         | <b>555562</b>              | <b>100%</b>       | <b>486032</b>              | <b>87%</b>                         |

TABLE4.FrontlineworkersCoverageason25/09/21midnight

| <i>DISTRICT</i>           | <i>1<sup>ST</sup> DOSE</i> | <i>Percentage</i> | <i>2<sup>ND</sup> DOSE</i> | <i>Percentage FullyVaccina ted</i> |
|---------------------------|----------------------------|-------------------|----------------------------|------------------------------------|
| <b>Alappuzha</b>          | 39099                      | 100%              | 35309                      | 90%                                |
| <b>Ernakulam</b>          | 54908                      | 100%              | 47884                      | 87%                                |
| <b>Idukki</b>             | 22977                      | 100%              | 20207                      | 88%                                |
| <b>Kannur</b>             | 41368                      | 100%              | 38941                      | 94%                                |
| <b>Kasaragod</b>          | 24609                      | 100%              | 21635                      | 88%                                |
| <b>Kollam</b>             | 42200                      | 100%              | 36432                      | 86%                                |
| <b>Kottayam</b>           | 32121                      | 100%              | 29338                      | 91%                                |
| <b>Kozhikode</b>          | 55248                      | 100%              | 49530                      | 90%                                |
| <b>Malappuram</b>         | 53898                      | 100%              | 49114                      | 91%                                |
| <b>Palakkad</b>           | 48080                      | 100%              | 43414                      | 90%                                |
| <b>Pathanamthitta</b>     | 25240                      | 100%              | 21241                      | 84%                                |
| <b>Thiruvananthapuram</b> | 72931                      | 100%              | 62499                      | 86%                                |
| <b>Thrissur</b>           | 41895                      | 100%              | 39249                      | 94%                                |
| <b>Wayanad</b>            | 17017                      | 100%              | 15557                      | 91%                                |
| <b>GrandTotal</b>         | <b>571591</b>              | <b>100%</b>       | <b>510350</b>              | <b>89%</b>                         |

TABLE5.Age-AppropriateGroup(≥45Years)Coverageason25/09/21midnight

| Ageappropriategroup(≥45years)Coverageason26/09/2021,12AM |                 |                               |            |                |                              |
|--|-----------------|-------------------------------|------------|----------------|------------------------------|
| District   | Target          | 1 <sup>st</sup> dose coverage | Percentage | 2nd dose       | Percentage Fully Vaccinated* |
| Alappuzha  | 939381          | 838133                        | 89%        | 482384         | 51%                          |
| Ernakulam  | 1409821         | 1409821                       | 100%       | 883741         | 63%                          |
| Idukki   | 431545          | 430705                        | 99.8%      | 280859         | 65%                          |
| Kannur   | 957707          | 929164                        | 97%        | 536599         | 56%                          |
| Kasaragod  | 422711          | 422711                        | 100%       | 306502         | 73%                          |
| Kollam   | 1068579         | 1015894                       | 95%        | 606713         | 57%                          |
| Kottayam   | 902961          | 808182                        | 90%        | 472741         | 52%                          |
| Kozhikode  | 1138031         | 1138031                       | 100%       | 647110         | 57%                          |
| Malappuram   | 1133151         | 1133151                       | 100%       | 594867         | 52%                          |
| Palakkad   | 996439          | 941300                        | 94%        | 487468         | 49%                          |
| Pathanamthitta   | 584640          | 581649                        | 99%        | 428063         | 73%                          |
| Thiruvananthapuram                                       | 1332129         | 1272794                       | 96%        | 842756         | 63%                          |
| Thrissur   | 1284499         | 1206930                       | 94%        | 696322         | 54%                          |
| Wayanad  | 300436          | 300436                        | 100%       | 234348         | 78%                          |
| <b>GrandTotal</b>  | <b>12902030</b> | <b>12428901</b>               | <b>96%</b> | <b>7500473</b> | <b>58%</b>                   |

\*Amongthosewhotook1<sup>st</sup>Dose

TABLE6.Age-AppropriateGroup(18-44Years)Coverageason25/09/21midnight

| 18-44yearsCoverage as on26/09/21 at12 AM |                 |                   |            |                |                            |
|--|-----------------|-------------------|------------|----------------|----------------------------|
| District                                 | Target          | FirstDose         |            | 2nd DoseCovera | Percentagefullyvaccinated* |
|  |                 | 1st DoseCov erage | Percentage | ge             |                            |
| Alappuzha                                | 851623          | 578322            | 68%        | 101414         | 12%                        |
| Ernakulam                                | 1349393         | 1291655           | 96%        | 312759         | 23%                        |
| Idukki                                   | 470252          | 372286            | 79%        | 65184          | 14%                        |
| Kannur                                   | 1056861         | 832296            | 79%        | 142837         | 14%                        |
| Kasaragod                                | 572406          | 424254            | 74%        | 90238          | 16%                        |
| Kollam                                   | 1091096         | 792141            | 73%        | 141790         | 13%                        |
| Kottayam                                 | 762585          | 569605            | 75%        | 124653         | 16%                        |
| Kozhikode                                | 1306262         | 1017578           | 78%        | 188083         | 14%                        |
| Malappuram                               | 1777378         | 1427357           | 80%        | 186547         | 10%                        |
| Palakkad                                 | 1213430         | 886506            | 73%        | 115933         | 10%                        |
| Pathanamthitta                           | 453540          | 392807            | 87%        | 82758          | 18%                        |
| Thiruvananthapuram                       | 1389332         | 1094495           | 79%        | 278257         | 20%                        |
| Thrissur                                 | 1274465         | 944063            | 74%        | 178170         | 14%                        |
| Wayanad                                  | 357377          | 314778            | 88%        | 65453          | 18%                        |
| <b>GrandTotal</b>                        | <b>13926000</b> | <b>10938143</b>   | <b>79%</b> | <b>2074076</b> | <b>15%</b>                 |

\*Amongthosewhohavetakenfirstdose



TABLE7.Achievementforthe day25/09/21midnight

| <i>DISTRICT</i>    | <i>1<sup>st</sup> Dose</i> | <i>2<sup>nd</sup> Dose</i> | <i>Total</i>  |
|--------------------|----------------------------|----------------------------|---------------|
| Alappuzha          | 2072                       | 5760                       | 7832          |
| Ernakulam          | 9931                       | 27177                      | 37108         |
| Idukki             | 1840                       | 4435                       | 6275          |
| Kannur             | 4432                       | 7668                       | 12100         |
| Kasaragod          | 1645                       | 5863                       | 7508          |
| Kollam             | 2336                       | 2563                       | 4899          |
| Kottayam           | 1865                       | 5400                       | 7265          |
| Kozhikode          | 8641                       | 15276                      | 23917         |
| Malappuram         | 18968                      | 9151                       | 28119         |
| Palakkad           | 8372                       | 8673                       | 17045         |
| Pathanamthitta     | 1269                       | 6330                       | 7599          |
| Thiruvananthapuram | 5116                       | 12986                      | 18102         |
| Thrissur           | 2566                       | 8846                       | 11412         |
| Wayanad            | 607                        | 4887                       | 5494          |
| <b>GrandTotal</b>  | <b>69660</b>               | <b>125015</b>              | <b>194675</b> |

\*\* Vaccine stock details couldn't be downloaded from e-VIN portal as the portal is down.

TABLE9.COVIDVaccinationrelatedsites

|   |
|---|
| <a href="mailto:support@cowin.gov.in">support@cowin.gov.in</a><br><a href="https://www.cowin.gov.in/home">https://www.cowin.gov.in/home</a><br><a href="https://dashboard.kerala.gov.in/">https://dashboard.kerala.gov.in/</a><br><a href="https://dhs.kerala.gov.in/https://aogyakeralam.gov.in/https://sha.kerala.gov.in/">https://dhs.kerala.gov.in/https://aogyakeralam.gov.in/https://sha.kerala.gov.in/</a> |
|---|

*TABLE 10. COVID Vaccination related Helpline numbers*

| <b>National/State/District</b> | <b>Line1</b> | <b>Line2</b>   | <b>Line3</b> |
|--------------------------------|--------------|----------------|--------------|
| National Helpline              | 1075         | +91 1123978046 | 0120 4473222 |
| Disha                          | 1056         | 04712552056    |              |
| StateCallCenter                | 04712309251  | 04712309252    | 04712309255  |
| Thiruvananthapuram             | 9188610100   | 1077           |              |
| Kollam                         | 04742797609  | 8589015556     |              |
| Pathanamthitta                 | 04682222515  | 04682228220    |              |
| Alappuzha                      | 04772239999  |                |              |
| Kottayam                       | 04812565200  | 04812304800    | 04812581900  |
| Idukki                         | 18004255640  | 04862232220    | 04862233118  |
| Ernakulam                      | 9072303861   |                |              |
| Thrissur                       | 9400066921   | 9400066922     | 9400066923   |
| Palakkad                       | 04912505264  | 04912505189    | 8943341439   |
| Malappuram                     | 04832733253  | 04832737858    | 04832733252  |
| Kozhikode                      | 7594001442   |                |              |
| Wayanad                        | 04936202343  | 04936202375    | 9072510900   |
| Kannur                         | 04972700194  |                |              |
| Kasargod                       | 9061076590   | 9061079244     | 9061078026   |