



കേരള സർക്കാർ

COVID-19 OUTBREAK CONTROL AND PREVENTION STATE
CELL HEALTH & FAMILY WELFARE DEPARTMENT
Govt of Kerala
www.health.kerala.gov.in

www.dhs.kerala.gov.in

controlroomdhskerala@gmail.com

KeralaHEALTH-COVID-19 DAILY VACCINATION BULLETIN

Date: 28/09/2021

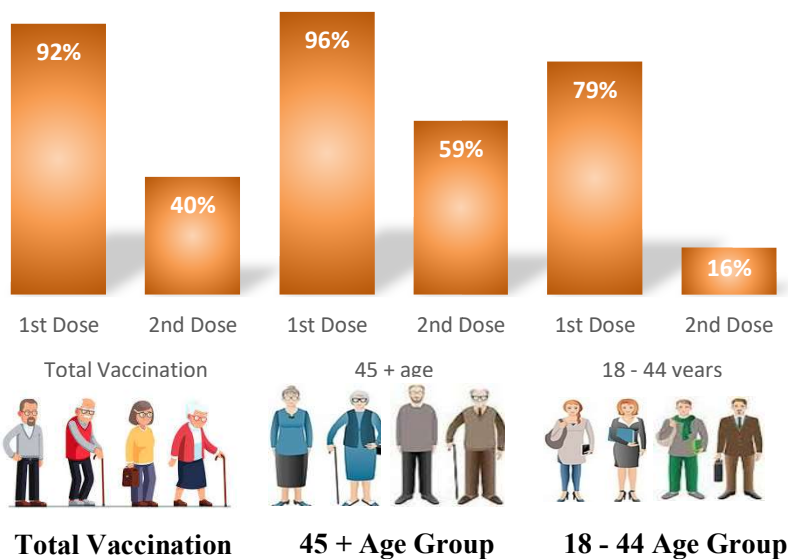
**OUR HEALTH OUR RESPONSIBILITY
VACCINE ADVISORY**

- *People who are vaccinated with Covid Vaccine are reported to have reduced Covid related ICU admissions, serious disease and death.*
- *Early vaccination is useful to safeguard our life from this deadly disease.*
- *Vaccination sessions are planned as per the availability of vaccine. All are requested to cooperate.*
- *After receiving the first dose, second dose of Covishield vaccine is to be taken between 12–16 weeks and second dose of Covaxin between 4-6 weeks.*
- *Covid vaccination is currently available to all above the age of 18*
- *Vaccination is available free of cost in all Government covid vaccination centers, and at a nominal rate (as per the Gol order F.No.2079203/2021/Immunization) in selected private Hospitals.*
- **ENSURE ALL YOUR ELIGIBLE FAMILY MEMBERS ARE PROTECTED BY RECEIVING ANY OF THE AVAILABLE COVID VACCINE.**
- **“BOTH COVAXIN AND COVISHIELD ARE EQUALLY EFFECTIVE AND SAFE”**
- **“BE FULLY PROTECTED – GET THE SECOND DOSE AT YOUR SCHEDULED TIME”**

ANALYSIS

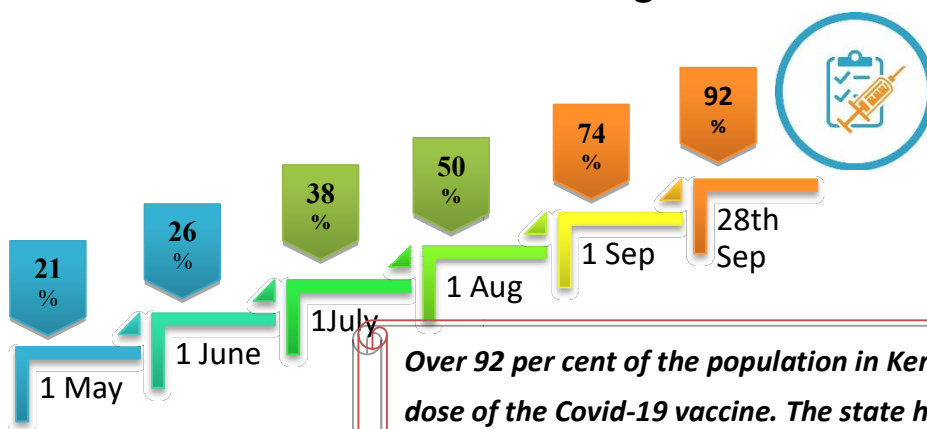
COVID-19 mass vaccinations are showing signs of preventing illness and steep decline in cases and hospital admissions in countries which done vaccination. Kerala started its vaccination for health care workers from January 16, 2021. The COVID-19 Vaccines Operational Guidelines issued by the Ministry of Health and Family Welfare, Govt. of India, 28th December 2020 and all subsequent Guidelines issued by Ministry of Health and Family Welfare, Govt of India are followed at the sites and all vaccination lanes

Summary of COVID Vaccine Administered as on 28-09-2021 midnight



- 92% of eligible population vaccinated with a single dose till September 28
- 40% of eligible population vaccinated with double dose till September 28
- State has vaccinated more than 96% of people aged more than 45 years with a single dose

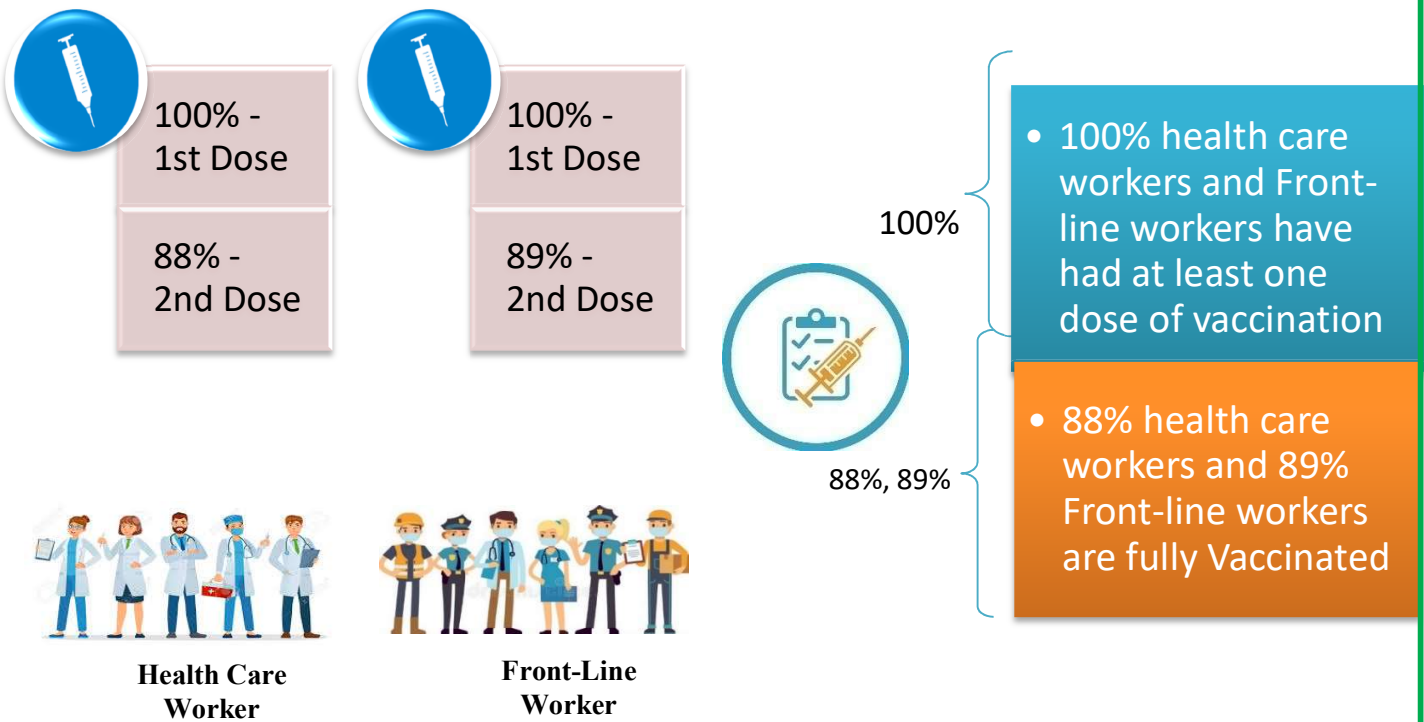
Time Line of Vaccination Coverage




Kerala began administration of COVID 19 Vaccines on 16th January, 2021. As of 28th September 2021, Kerala has administered over 30 million doses overall, including first and second doses of vaccines.

Over 92 per cent of the population in Kerala has been administered the first dose of the Covid-19 vaccine. The state has achieved the target within 255 days since the beginning of the vaccination drive on January 16.

Health Care Workers and Front-Line Workers Vaccinated



Are You Vaccinated? You Still Need to Practice: SMS



- Even after vaccination, follow COVID appropriate behavior
- Practice Social Distancing and greet without physical contact
- Always wear clean face mask
- Wash your hands thoroughly and frequently or use hand sanitizer
- Follow the current COVID 19 guidelines to prevent further spread
- Stay Safe. Stay Strong. Get Vaccinated

Even After Getting Vaccinated Keep Taking Precautions to Protect Your Self



GET VACCINATED



WASH YOUR HANDS



WEAR A MASK



KEEP YOUR DISTANCE

The Race Towards Full Vaccination - Weekly Trend

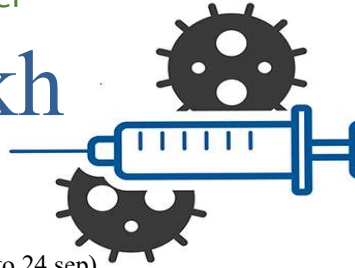
18 Sep – 24 Sep

Kerala Administered over

12.79 Lakh

COVID Vaccine Doses

in the last 7 days (18 sep to 24 sep)

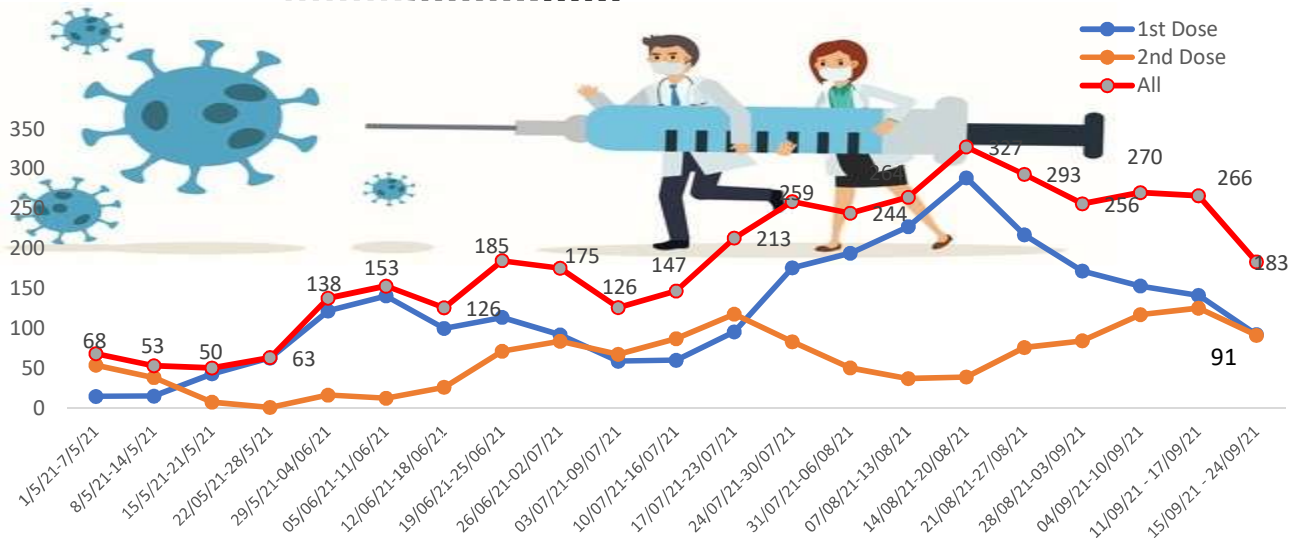


From September 18 to 24, on average

1.83 lakh

doses were administered daily.

Average Doses Administered Per day per week (in 1000)



Trend in average per day vaccination for the last two weeks



Important Message to the Public

- a. *Infection or infection rate is only a part and disease manifestation of disease is to be monitored*
- b. *Fatality among vaccinated people is very less. Disease severity among vaccinated people is less.*
- c. *People with comorbidity should be careful. Once detected covid positive they should get admitted and do not stay at home.*
- d. *Death among non-vaccinated people, especially people with comorbidity is because of late arrival in hospitals*
- e. *Diabetes and Hypertension together is the most common cause of patient death if they arrive late.*
- f. *Vaccinated people, only if symptomatic are advised to consult Doctor.*
- g. *Non Vaccinated people, if symptomatic, may do RTPCR test*
- h. *Antigen testing is only for emergency purpose*
- i. *Non vaccinated people with co-morbidities to do testing by RTPCR and consult doctor*
- j. *Repeat RTPCR is not needed among the people who are detected COVID positive in the previous 2 months*
- k. *All young person detected positive and at home isolation should do glucose test*

TABLE1.Total Vaccination done in the State as on 28/09/21 midnight

State Summary till			29/09/2021	at 12 AM		Total Doses Administered
District	Target	First Dose	Percentage *	Second Dose	Percentage *	
Alappuzha	1791004	1487776	83%	659160	37%	21,46,936
Ernakulam	2860120	2860120	100%	1352061	47%	42,12,181
Idukki	901797	842062	93%	384077	43%	12,26,139
Kannur	2014568	1849229	92%	762822	38%	26,12,051
Kasaragod	995672	886367	89%	436290	44%	13,22,657
Kollam	2159675	1909963	88%	827874	38%	27,37,837
Kottayam	1665546	1451653	87%	668788	40%	21,20,441
Kozhikode	2446789	2273885	93%	946692	39%	32,20,577
Malappuram	2914572	2680018	92%	883202	30%	35,63,220
Palakkad	2209869	1922142	87%	690683	31%	26,12,825
Pathanamthitta	1038180	1030763	99%	562209	54%	15,92,972
Thiruvananthapuram	2721461	2520239	93%	1274037	47%	37,94,276
Thrissur	2558964	2249691	88%	978012	38%	32,27,703
Wayanad	657953	647068	98%	335503	51%	9,82,571
Grand Total	26838994	24610976	92%	10761410	40%	3,53,72,386
*Target population(> 18 years) as per MOHFW is 2.87 crores						

TABLE2.Covid-19 Vaccination Center Functional in the State as on 28/09/21 midnight

<i>DISTRICTS</i>	Public	Private	Total
Alappuzha	127	8	135
Ernakulam	136	62	198
Idukki	57	10	67
Kannur	109	21	130
Kasaragod	79	3	82
Kollam	100	30	130
Kottayam	104	18	122
Kozhikode	91	38	129
Malappuram	122	13	135
Palakkad	85	13	98
Pathanamthitta	62	14	76
Thiruvananthapuram	124	34	158
Thrissur	167	33	200
Wayanad	55	5	60
GrandTotal	1418	302	1720

TABLE3. Health Care Workers Coverage as on 28/09/21 midnight

<i>DISTRICT</i>	<i>1ST DOSE</i>	<i>Percentage</i>	<i>2ND DOSE</i>	<i>Percentage Fully Vaccinated</i>
Alappuzha	29004	100%	26192	90%
Ernakulam	85534	100%	72096	84%
Idukki	13544	100%	12484	92%
Kannur	40374	100%	36274	90%
Kasaragod	11608	100%	10398	90%
Kollam	36022	100%	32206	89%
Kottayam	38692	100%	34570	89%
Kozhikode	52719	100%	45502	86%
Malappuram	44809	100%	39720	89%
Palakkad	34667	100%	30357	88%
Pathanamthitta	29324	100%	23815	81%
Thiruvananthapuram	73390	100%	63380	86%
Thrissur	51903	100%	47223	91%
Wayanad	13973	100%	12908	92%
GrandTotal	555563	100%	487125	88%

TABLE4. Front line workers Coverage as on 28/09/21 midnight

<i>DISTRICT</i>	<i>1ST DOSE</i>	<i>Percentage</i>	<i>2nd DOSE</i>	<i>Percentage Fully Vaccinated</i>
Alappuzha	39099	100%	35356	90%
Ernakulam	54909	100%	47987	87%
Idukki	22978	100%	20254	88%
Kannur	41368	100%	38973	94%
Kasaragod	24609	100%	21674	88%
Kollam	42203	100%	36528	87%
Kottayam	32122	100%	29356	91%
Kozhikode	55248	100%	49691	90%
Malappuram	53898	100%	49182	91%
Palakkad	48080	100%	43492	90%
Pathanamthitta	25240	100%	21278	84%
Thiruvananthapuram	72932	100%	62709	86%
Thrissur	41895	100%	39296	94%
Wayanad	17017	100%	15612	92%
GrandTotal	571598	100%	511388	89%

TABLE5. Age-Appropriate Group (≥ 45 Years) Coverage as on 28/09/21 midnight

Age appropriate group (≥ 45 years) Coverage as on 29/09/2021,12AM					
District	Target	1 st dose coverage	Percentage	2nd dose	Percentage Fully Vaccinated*
Alappuzha	939381	839222	89%	488644	52%
Ernakulam	1413551	1413551	100%	901536	64%
Idukki	431545	431332	99.95%	284376	66%
Kannur	957707	930646	97%	540932	56%
Kasaragod	423266	423266	100%	308662	73%
Kollam	1068579	1024176	96%	613623	57%
Kottayam	902961	809115	90%	475794	53%
Kozhikode	1140527	1140527	100%	658206	58%
Malappuram	1137194	1137194	100%	601054	53%
Palakkad	996439	943888	95%	497437	50%
Pathanamthitta	584640	582062	99.56%	431944	74%
Thiruvananthapuram	1332129	1274644	96%	854309	64%
Thrissur	1284499	1208518	94%	703108	55%
Wayanad	300576	300576	100%	236164	79%
GrandTotal	12912994	12458717	96%	7595789	59%

*Amongthosewhotook1stDose

TABLE6. Age-Appropriate Group (18-44 Years) Coverage as on 28/09/21 midnight

18-44 years Coverage as on 29/09/21 at 12 AM					
District	Target	First Dose		2nd Dose	Percentage fully vaccinated*
		1st Dose Coverage	Percentage	Coverage	
Alappuzha	851623	580451	68%	108968	13%
Ernakulam	1349393	1306126	97%	330442	24%
Idukki	470252	374208	80%	66963	14%
Kannur	1056861	836841	79%	146643	14%
Kasaragod	572406	426884	75%	95556	17%
Kollam	1091096	807562	74%	145517	13%
Kottayam	762585	571724	75%	129068	17%
Kozhikode	1306262	1025391	78%	193293	15%
Malappuram	1777378	1444117	81%	193246	11%
Palakkad	1213430	895507	74%	119397	10%
Pathanamthitta	453540	394137	87%	85172	19%
Thiruvananthapuram	1389332	1099273	79%	293639	21%
Thrissur	1274465	947375	74%	188385	15%
Wayanad	357377	315502	88%	70819	20%
GrandTotal	13926000	11025098	79%	2167108	16%

*Amongthosewhohavetakenfirstdose

TABLE7.Achievement for the day 28/09/21 midnight

<i>DISTRICT</i>	<i>1st Dose</i>	<i>2nd Dose</i>	<i>Total</i>
Alappuzha	2168	11895	14063
Ernakulam	9108	19977	29085
Idukki	1829	3419	5248
Kannur	4991	7110	12101
Kasaragod	1609	3202	4811
Kollam	4916	6926	11842
Kottayam	2397	5598	7995
Kozhikode	7634	12472	20106
Malappuram	15046	9622	24668
Palakkad	8697	9796	18493
Pathanamthitta	1536	5589	7125
Thiruvananthapuram	2855	19207	22062
Thrissur	2517	11076	13593
Wayanad	663	5411	6074
GrandTotal	65966	131300	197266

** Vaccine stock details couldn't be downloaded from e-VIN portal as the portal is down.

TABLE9.COVID Vaccination related sites

support@cowin.gov.in https://www.cowin.gov.in/home https://dashboard.kerala.gov.in/ https://dhs.kerala.gov.in/https://aogyakeralam.gov.in/https://sha.kerala.gov.in/

TABLE 10. COVID Vaccination related Helpline numbers

National/State/District	Line1	Line2	Line3
National Helpline	1075	+91 1123978046	0120 4473222
Disha	1056	04712552056	
StateCallCenter	04712309251	04712309252	04712309255
Thiruvananthapuram	9188610100	1077	
Kollam	04742797609	8589015556	
Pathanamthitta	04682222515	04682228220	
Alappuzha	04772239999		
Kottayam	04812565200	04812304800	04812581900
Idukki	18004255640	04862232220	04862233118
Ernakulam	9072303861		
Thrissur	9400066921	9400066922	9400066923
Palakkad	04912505264	04912505189	8943341439
Malappuram	04832733253	04832737858	04832733252
Kozhikode	7594001442		
Wayanad	04936202343	04936202375	9072510900
Kannur	04972700194		
Kasargod	9061076590	9061079244	9061078026