



കേരള സർക്കാർ

COVID-19 OUTBREAK CONTROL AND PREVENTION STATE
CELL HEALTH & FAMILY WELFARE DEPARTMENT
Govt of Kerala
www.health.kerala.gov.in

www.dhs.kerala.gov.in

controlroomdhskerala@gmail.com

KeralaHEALTH-COVID-19 DAILY VACCINATION BULLETIN

Date:22/10/2021

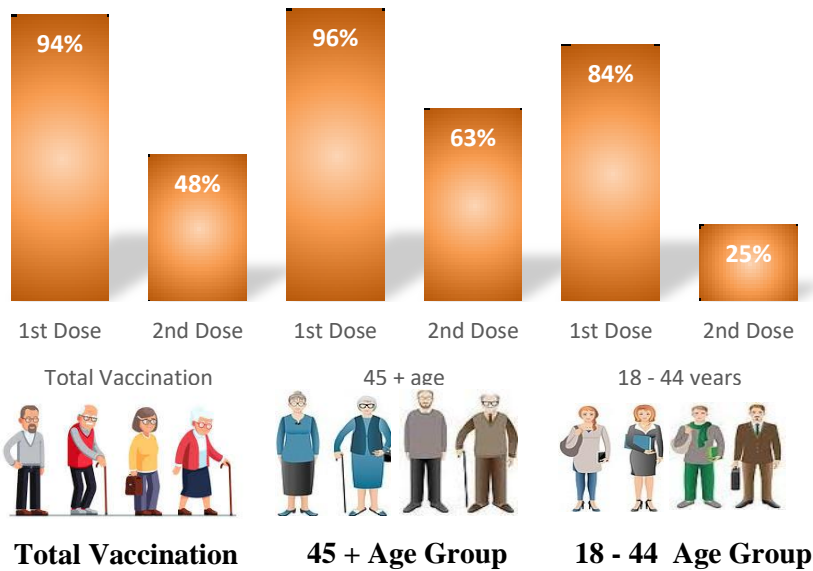
**OUR HEALTH OUR RESPONSIBILITY
VACCINE ADVISORY**

- *People who are vaccinated with Covid Vaccine are reported to have reduced Covid related ICU admissions, serious disease and death.*
- *Early vaccination is useful to safeguard our life from this deadly disease.*
- *Vaccination sessions are planned as per the availability of vaccine. All are requested to cooperate.*
- *After receiving the first dose, second dose of Covishield vaccine is to be taken between 12–16 weeks and second dose of Covaxin between 4-6weeks.*
- *Covid vaccination is currently available to all above the age of 18.*
- *Vaccination is available free of cost in all Government covid vaccination centers, and at a nominal rate (as per the GoI order F.No.2079203/2021/Immunization) in selected private Hospitals.*
- **ENSURE ALL YOUR ELIGIBLE FAMILY MEMBERS ARE PROTECTED BY RECEIVING ANY OF THE AVAILABLE COVID VACCINE.**
- **“BOTH COVAXIN AND COVISHIELD ARE EQUALLY EFFECTIVE AND SAFE”**
- **“BE FULLY PROTECTED – GET THE SECOND DOSE AT YOUR SCHEDULED TIME”**

ANALYSIS

COVID-19 mass vaccinations are showing signs of preventing illness and steep decline in cases and hospital admissions in countries which done vaccination. Kerala started its vaccination for health care workers from January 16, 2021. The COVID-19 Vaccines Operational Guidelines issued by the Ministry of Health and Family Welfare, Govt. of India, 28th December 2020 and all subsequent Guidelines issued by Ministry of Health and Family Welfare, Govt of India are followed at the sites and all vaccination lanes

Summary of COVID Vaccine Administered as on 22-10-2021 midnight

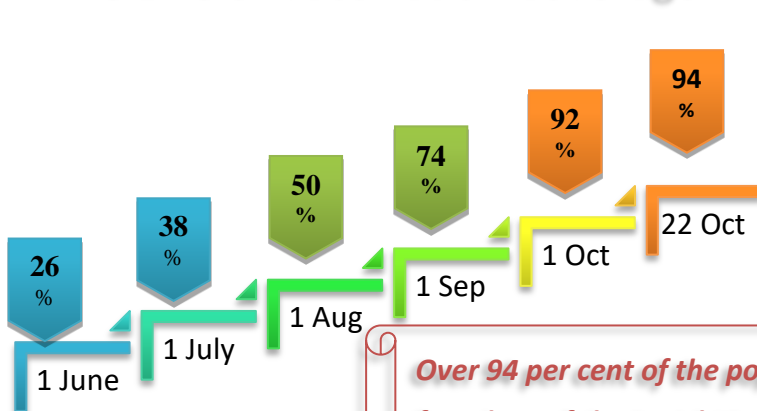


94% of eligible population vaccinated with a single dose till October 22

48% of eligible population vaccinated with double dose till October 22

State has vaccinated more than 96% of people aged more than 45 years with a single dose

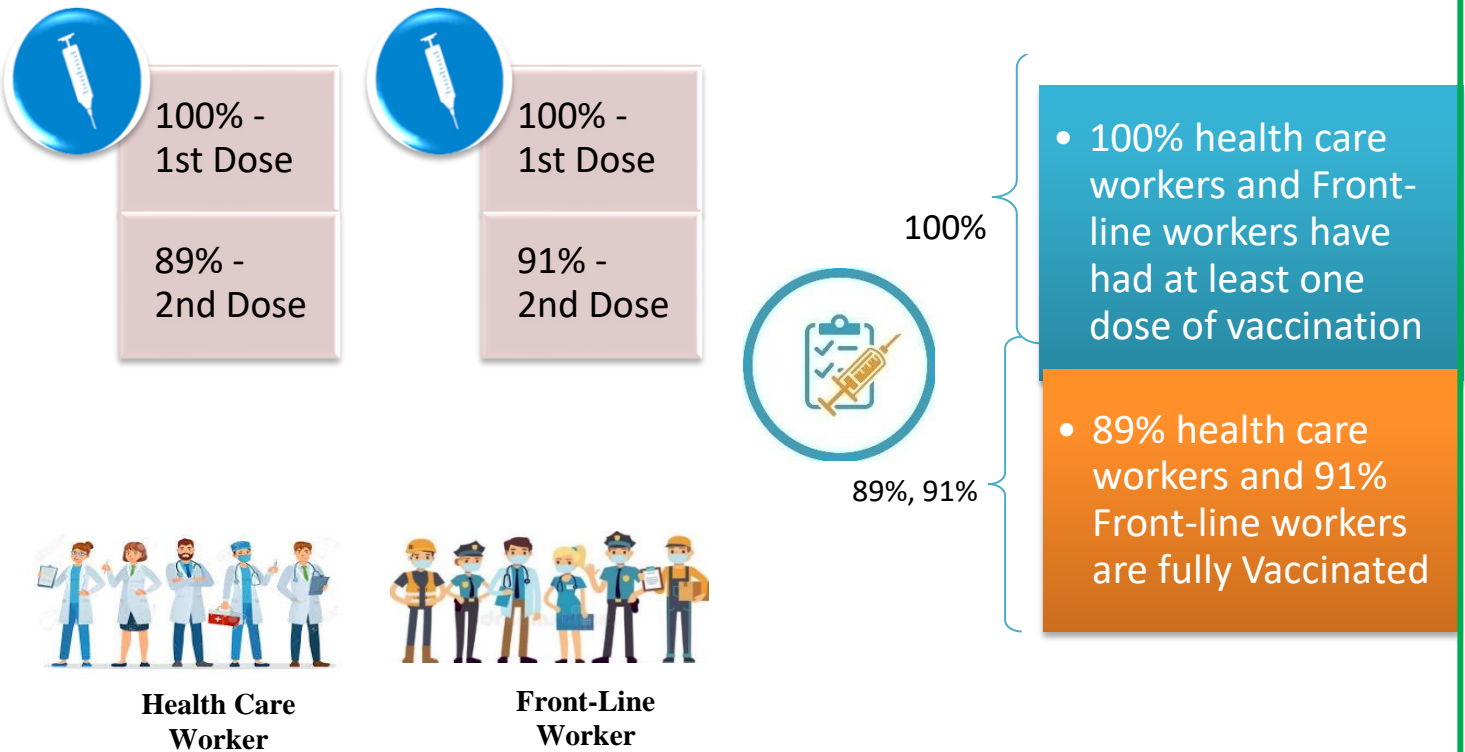
Time Line of Vaccination Coverage



Kerala began administration of COVID 19 Vaccines on 16th January, 2021. As of 22nd October 2021, Kerala has administered over 30 million doses overall, including first and second doses of vaccines.

Over 94 per cent of the population in Kerala has been administered the first dose of the Covid-19 vaccine. The state has achieved the target within 279 days since the beginning of the vaccination drive on January 16.

Health Care Workers and Front-Line Workers Vaccinated



Are You Vaccinated? You Still Need to Practice:

- Even after vaccination, follow COVID appropriate behavior
- Practice Social Distancing and greet without physical contact
- Always wear clean face mask
- Wash your hands thoroughly and frequently or use hand sanitizer
- Follow the current COVID 19 guidelines to prevent further spread
- Stay Safe. Stay Strong. Get Vaccinated



Even After Getting Vaccinated Keep Taking Precautions to Protect Your Self



GET VACCINATED



WASH YOUR HANDS



WEAR A MASK



KEEP YOUR DISTANCE

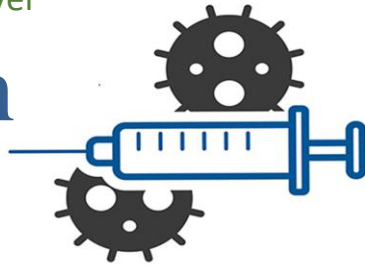
The Race Towards Full Vaccination - Weekly Trend

9th Oct – 15th Oct

Kerala Administered over

4.56 Lakh

COVID Vaccine Doses

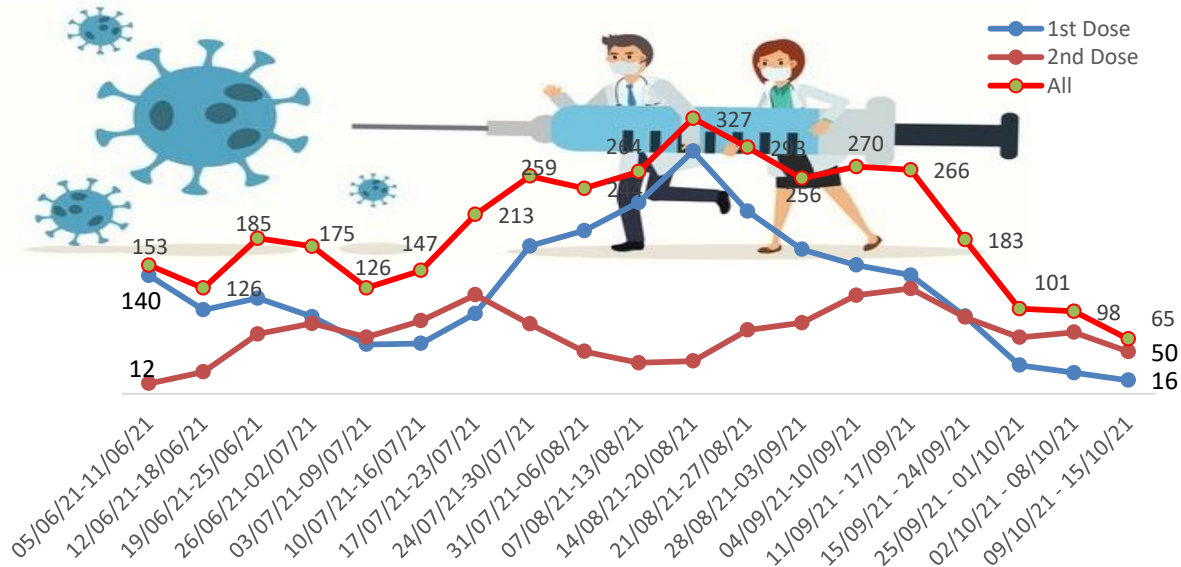


From October 9th to 15th, on average

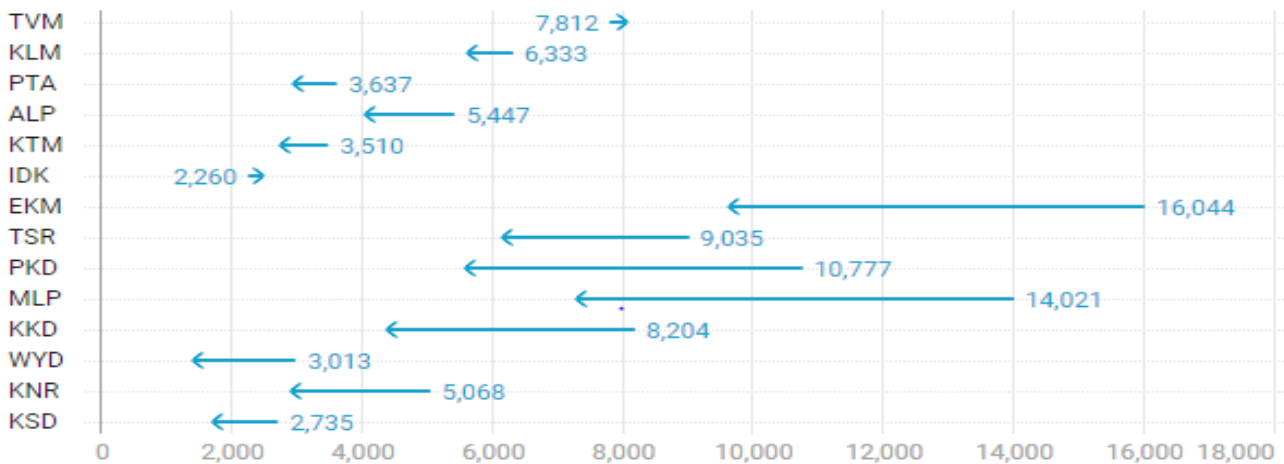
0.65 lakh doses

were administered daily.

Average Doses Administered Per day per week (in 1000)



Trend in average per day vaccination for the last two weeks



Important Message to the Public

- a. *Infection or infection rate is only a part and disease manifestation of disease is to be monitored*
- b. *Fatality among vaccinated people is very less. Disease severity among vaccinated people is less.*
- c. *People with comorbidity should be careful. Once detected covid positive they should get admitted and do not stay at home.*
- d. *Death among non-vaccinated people, especially people with comorbidity is because of late arrival in hospitals*
- e. *Diabetes and Hypertension together is the most common cause of patient death if they arrive late.*
- f. *Vaccinated people, only if symptomatic are advised to consult Doctor.*
- g. *Non Vaccinated people, if symptomatic, may do RTPCR test*
- h. *Antigen testing is only for emergency purpose*
- i. *Non vaccinated people with co-morbidities to do testing by RTPCR and consult doctor*
- j. *Repeat RTPCR is not needed among the people who are detected COVID positive in the previous 2 months*
- k. *All young person detected positive and at home isolation should do glucose test*

TABLE1.Total Vaccination done in the State as on 22/10/2021 midnight

| State Summary till | | | 23/10/2021 | at 12 AM | | |
|--------------------|--|-----------------|--------------|-----------------|--------------|--------------------------|
| District | Target | First Dose | Percentage * | Second Dose | Percentage * | Total Doses Administered |
| Alappuzha | 1704179 | 1511680 | 89% | 792610 | 47% | 23,04,290 |
| Ernakulam | 2954098 | 2936999 | 99% | 1647081 | 56% | 45,84,080 |
| Idukki | 869082 | 856497 | 99% | 448868 | 52% | 13,05,365 |
| Kannur | 1913861 | 1881927 | 98% | 872294 | 46% | 27,54,221 |
| Kasaragod | 992363 | 904192 | 91% | 491332 | 50% | 13,95,524 |
| Kollam | 2093511 | 1942770 | 93% | 979184 | 47% | 29,21,954 |
| Kottayam | 1665546 | 1471168 | 88% | 770875 | 46% | 22,42,043 |
| Kozhikode | 2499523 | 2326522 | 93% | 1084368 | 43% | 34,10,890 |
| Malappuram | 2988358 | 2809661 | 94% | 1042328 | 35% | 38,51,989 |
| Palakkad | 2140261 | 1978659 | 92% | 878286 | 41% | 28,56,945 |
| Pathanamthitta | 1036488 | 1045230 | 101% | 641449 | 62% | 16,86,679 |
| Thiruvananthapuram | 2675400 | 2568598 | 96% | 1466995 | 55% | 40,35,593 |
| Thrissur | 2545664 | 2284824 | 90% | 1193813 | 47% | 34,78,637 |
| Wayanad | 659698 | 656970 | 100% | 399992 | 61% | 10,56,962 |
| Grand Total | 26738032 | 25175697 | 94% | 12709475 | 48% | 3,78,85,172 |
| | *Revised target population(> 18 years) as per MOHFW is 2.67 crores *As per letter from Additional Secretary MOHFW- D O No 2317579/2021/Imm dated 15/09/2021 | | | | | |

TABLE2.Covid-19 Vaccination Center Functional in the State as on 22/10/2021 midnight

| <i>DISTRICTS</i> | Public | Private | Total |
|--------------------|-------------|------------|-------------|
| Alappuzha | 82 | 9 | 91 |
| Ernakulam | 112 | 55 | 167 |
| Idukki | 44 | 7 | 51 |
| Kannur | 99 | 21 | 120 |
| Kasaragod | 94 | 5 | 99 |
| Kollam | 96 | 30 | 126 |
| Kottayam | 83 | 11 | 94 |
| Kozhikode | 45 | 31 | 76 |
| Malappuram | 51 | 12 | 63 |
| Palakkad | 101 | 15 | 116 |
| Pathanamthitta | 62 | 14 | 76 |
| Thiruvananthapuram | 121 | 26 | 147 |
| Thrissur | 56 | 29 | 85 |
| Wayanad | 54 | 3 | 57 |
| GrandTotal | 1100 | 268 | 1368 |

TABLE3. Health Care Workers Coverage as on 22/10/2021 midnight

| <i>DISTRICT</i> | <i>1ST DOSE</i> | <i>Percentage</i> | <i>2ND DOSE</i> | <i>Percentage Fully Vaccinated</i> |
|---------------------------|----------------------------|-------------------|----------------------------|------------------------------------|
| Alappuzha | 29005 | 100% | 26507 | 91% |
| Ernakulam | 85536 | 100% | 73414 | 86% |
| Idukki | 13548 | 100% | 12655 | 93% |
| Kannur | 40375 | 100% | 36624 | 91% |
| Kasaragod | 11608 | 100% | 10526 | 91% |
| Kollam | 36024 | 100% | 32732 | 91% |
| Kottayam | 38693 | 100% | 35043 | 91% |
| Kozhikode | 52723 | 100% | 46285 | 88% |
| Malappuram | 44816 | 100% | 40517 | 90% |
| Palakkad | 34667 | 100% | 30893 | 89% |
| Pathanamthitta | 29326 | 100% | 24334 | 83% |
| Thiruvananthapuram | 73398 | 100% | 64389 | 88% |
| Thrissur | 51904 | 100% | 47938 | 92% |
| Wayanad | 13973 | 100% | 13037 | 93% |
| GrandTotal | 555596 | 100% | 494894 | 89% |

TABLE4. Frontline workers Coverage as on 22/10/2021 midnight

| <i>DISTRICT</i> | <i>1ST DOSE</i> | <i>Percentage</i> | <i>2nd DOSE</i> | <i>Percentage Fully Vaccinated</i> |
|---------------------------|----------------------------|-------------------|----------------------------|------------------------------------|
| Alappuzha | 39108 | 100% | 35760 | 91% |
| Ernakulam | 54910 | 100% | 48849 | 89% |
| Idukki | 22983 | 100% | 20606 | 90% |
| Kannur | 41369 | 100% | 39272 | 95% |
| Kasaragod | 24610 | 100% | 21941 | 89% |
| Kollam | 42208 | 100% | 37205 | 88% |
| Kottayam | 32125 | 100% | 29733 | 93% |
| Kozhikode | 55252 | 100% | 50516 | 91% |
| Malappuram | 53899 | 100% | 49878 | 93% |
| Palakkad | 48084 | 100% | 44172 | 92% |
| Pathanamthitta | 25240 | 100% | 21793 | 86% |
| Thiruvananthapuram | 72949 | 100% | 64950 | 89% |
| Thrissur | 41897 | 100% | 39703 | 95% |
| Wayanad | 17017 | 100% | 15795 | 93% |
| GrandTotal | 571651 | 100% | 520173 | 91% |

TABLE5.Age-Appropriate Group (≥45 Years) Coverage as on 22/10/2021 midnight

| Age appropriate group (≥45 years) Coverage as on 23/10/2021, 12 AM | | | | | |
|--|-----------------|-------------------------------|------------|----------------|------------------------------|
| District | Target | 1 st dose coverage | Percentage | 2nd dose | Percentage Fully Vaccinated* |
| Alappuzha | 960001 | 847170 | 88% | 542486 | 57% |
| Ernakulam | 1483234 | 1430845 | 96% | 1017387 | 69% |
| Idukki | 431545 | 435388 | 101% | 306701 | 71% |
| Kannur | 965897 | 938933 | 97% | 584072 | 60% |
| Kasaragod | 435487 | 425958 | 98% | 322772 | 74% |
| Kollam | 1038759 | 1033768 | 100% | 675076 | 65% |
| Kottayam | 902961 | 814832 | 90% | 508167 | 56% |
| Kozhikode | 1185845 | 1152433 | 97% | 715529 | 60% |
| Malappuram | 1210980 | 1161280 | 96% | 659051 | 54% |
| Palakkad | 1051934 | 956985 | 91% | 571835 | 54% |
| Pathanamthitta | 575669 | 586183 | 102% | 461140 | 80% |
| Thiruvananthapuram | 1366301 | 1288988 | 94% | 930486 | 68% |
| Thrissur | 1271199 | 1219036 | 96% | 782885 | 62% |
| Wayanad | 298546 | 302231 | 101% | 248074 | 83% |
| GrandTotal | 13178358 | 12594030 | 96% | 8325661 | 63% |

*Amongthosewhotook1stDose

TABLE6.Age-Appropriate Group (18-44Years) Coverage as on 22/10/2021 midnight

| 18-44 years Coverage as on 23/10/2021 at 12 AM | | | | | |
|--|-----------------|-------------------|------------|----------------|------------------------------|
| District | Target | First Dose | | 2nd Dose | Percentage fully vaccinated* |
| | | 1st Dose Coverage | Percentage | Coverage | |
| Alappuzha | 744178 | 596397 | 80% | 187857 | 25% |
| Ernakulam | 1470864 | 1365708 | 93% | 507431 | 34% |
| Idukki | 437537 | 384578 | 88% | 108906 | 25% |
| Kannur | 947964 | 861250 | 91% | 212326 | 22% |
| Kasaragod | 556876 | 442016 | 79% | 136093 | 24% |
| Kollam | 1054752 | 830770 | 79% | 234171 | 22% |
| Kottayam | 762585 | 585518 | 77% | 197932 | 26% |
| Kozhikode | 1313678 | 1066114 | 81% | 272038 | 21% |
| Malappuram | 1777378 | 1549666 | 87% | 292882 | 16% |
| Palakkad | 1088327 | 938923 | 86% | 231386 | 21% |
| Pathanamthitta | 460819 | 404481 | 88% | 134182 | 29% |
| Thiruvananthapuram | 1309099 | 1133263 | 87% | 407170 | 31% |
| Thrissur | 1274465 | 971987 | 76% | 323287 | 25% |
| Wayanad | 361152 | 323749 | 90% | 123086 | 34% |
| Grand Total | 13559674 | 11454420 | 84% | 3368747 | 25% |

*Among those who have taken first dose

TABLE7.Achievement for the day 22/10/2021 midnight

| <i>DISTRICT</i> | <i>1st Dose</i> | <i>2nd Dose</i> | <i>Total</i> |
|--------------------|----------------------------|----------------------------|---------------|
| Alappuzha | 941 | 8537 | 9478 |
| Ernakulam | 2674 | 15678 | 18352 |
| Idukki | 384 | 4487 | 4871 |
| Kannur | 1797 | 11763 | 13560 |
| Kasaragod | 598 | 2801 | 3399 |
| Kollam | 1550 | 9989 | 11539 |
| Kottayam | 844 | 9113 | 9957 |
| Kozhikode | 1990 | 7953 | 9943 |
| Malappuram | 3238 | 6156 | 9394 |
| Palakkad | 2645 | 14932 | 17577 |
| Pathanamthitta | 499 | 7118 | 7617 |
| Thiruvananthapuram | 3370 | 27323 | 30693 |
| Thrissur | 1484 | 13334 | 14818 |
| Wayanad | 313 | 5196 | 5509 |
| GrandTotal | 22327 | 144380 | 166707 |

** Vaccine stock details couldn't be downloaded from e-VIN portal as the portal is down.

TABLE9.COVID Vaccination related sites

| |
|---|
| support@cowin.gov.in https://www.cowin.gov.in/home https://dashboard.kerala.gov.in/ https://dhs.kerala.gov.in/https://aogyakeralam.gov.in/https://sha.kerala.gov.in/ |
|---|

TABLE 10. COVID Vaccination related Helpline numbers

| National/State/District | Line1 | Line2 | Line3 |
|--------------------------------|--------------|----------------|--------------|
| National Helpline | 1075 | +91 1123978046 | 0120 4473222 |
| Disha | 1056 | 04712552056 | |
| StateCallCenter | 04712309251 | 04712309252 | 04712309255 |
| Thiruvananthapuram | 9188610100 | 1077 | |
| Kollam | 04742797609 | 8589015556 | |
| Pathanamthitta | 04682222515 | 04682228220 | |
| Alappuzha | 04772239999 | | |
| Kottayam | 04812565200 | 04812304800 | 04812581900 |
| Idukki | 18004255640 | 04862232220 | 04862233118 |
| Ernakulam | 9072303861 | | |
| Thrissur | 9400066921 | 9400066922 | 9400066923 |
| Palakkad | 04912505264 | 04912505189 | 8943341439 |
| Malappuram | 04832733253 | 04832737858 | 04832733252 |
| Kozhikode | 7594001442 | | |
| Wayanad | 04936202343 | 04936202375 | 9072510900 |
| Kannur | 04972700194 | | |
| Kasargod | 9061076590 | 9061079244 | 9061078026 |