

COVID-19 OUTBREAK CONTROL AND PREVENTION STATE
CELL HEALTH & FAMILY WELFARE DEPARTMENT
Govt of Kerala
www.health.kerala.gov.in

www.dhs.kerala.gov.in

controlroomdhskerala@gmail.com

KeralaHEALTH-COVID-19 DAILY VACCINATION BULLETIN

Date: 01/10/2021

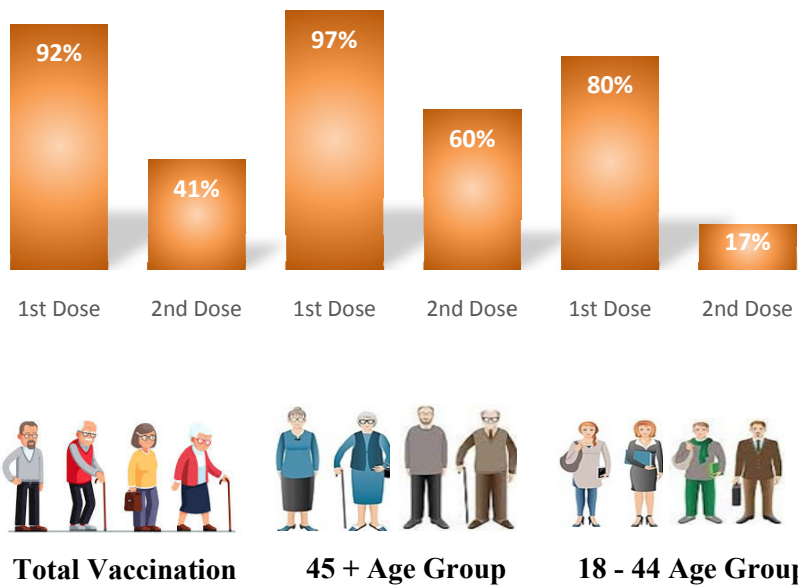
**OUR HEALTH OUR RESPONSIBILITY
VACCINE ADVISORY**

- *People who are vaccinated with Covid Vaccine are reported to have reduced Covid related ICU admissions, serious disease and death.*
- *Early vaccination is useful to safeguard our life from this deadly disease.*
- *Vaccination sessions are planned as per the availability of vaccine. All are requested to cooperate.*
- *After receiving the first dose, second dose of Covishield vaccine is to be taken between 12–16 weeks and second dose of Covaxin between 4-6 weeks.*
- *Covid vaccination is currently available to all above the age of 18.*
- *Vaccination is available free of cost in all Government covid vaccination centers, and at a nominal rate (as per the GoI order F.No.2079203/2021/Immunization) in selected private Hospitals.*
- **ENSURE ALL YOUR ELIGIBLE FAMILY MEMBERS ARE PROTECTED BY RECEIVING ANY OF THE AVAILABLE COVID VACCINE.**
- **“BOTH COVAXIN AND COVISHIELD ARE EQUALLY EFFECTIVE AND SAFE”**
- **“BE FULLY PROTECTED – GET THE SECOND DOSE AT YOUR SCHEDULED TIME”**

ANALYSIS

COVID-19 mass vaccinations are showing signs of preventing illness and steep decline in cases and hospital admissions in countries which done vaccination. Kerala started its vaccination for health care workers from January 16, 2021. The COVID-19 Vaccines Operational Guidelines issued by the Ministry of Health and Family Welfare, Govt. of India, 28th December 2020 and all subsequent Guidelines issued by Ministry of Health and Family Welfare, Govt of India are followed at the sites and all vaccination lanes

Summary of COVID Vaccine Administered as on 01-10-2021 midnight

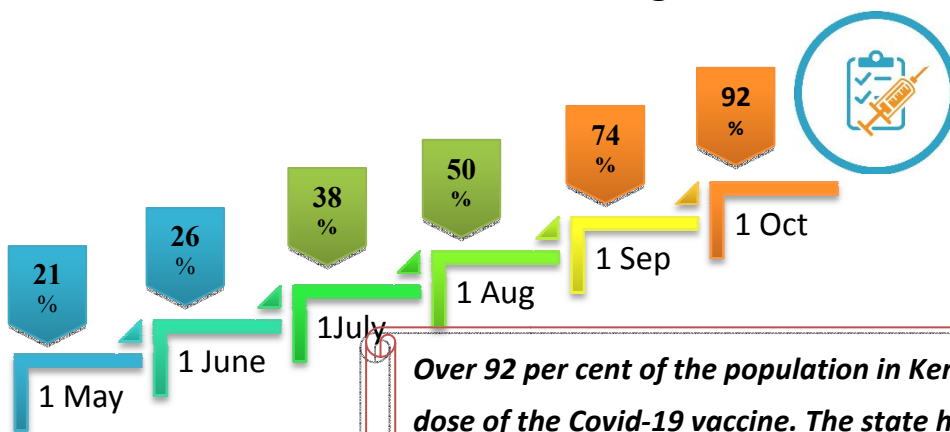


92% of eligible population vaccinated with a single dose till October 01

41% of eligible population vaccinated with double dose till October 01

State has vaccinated more than 97% of people aged more than 45 years with a single dose

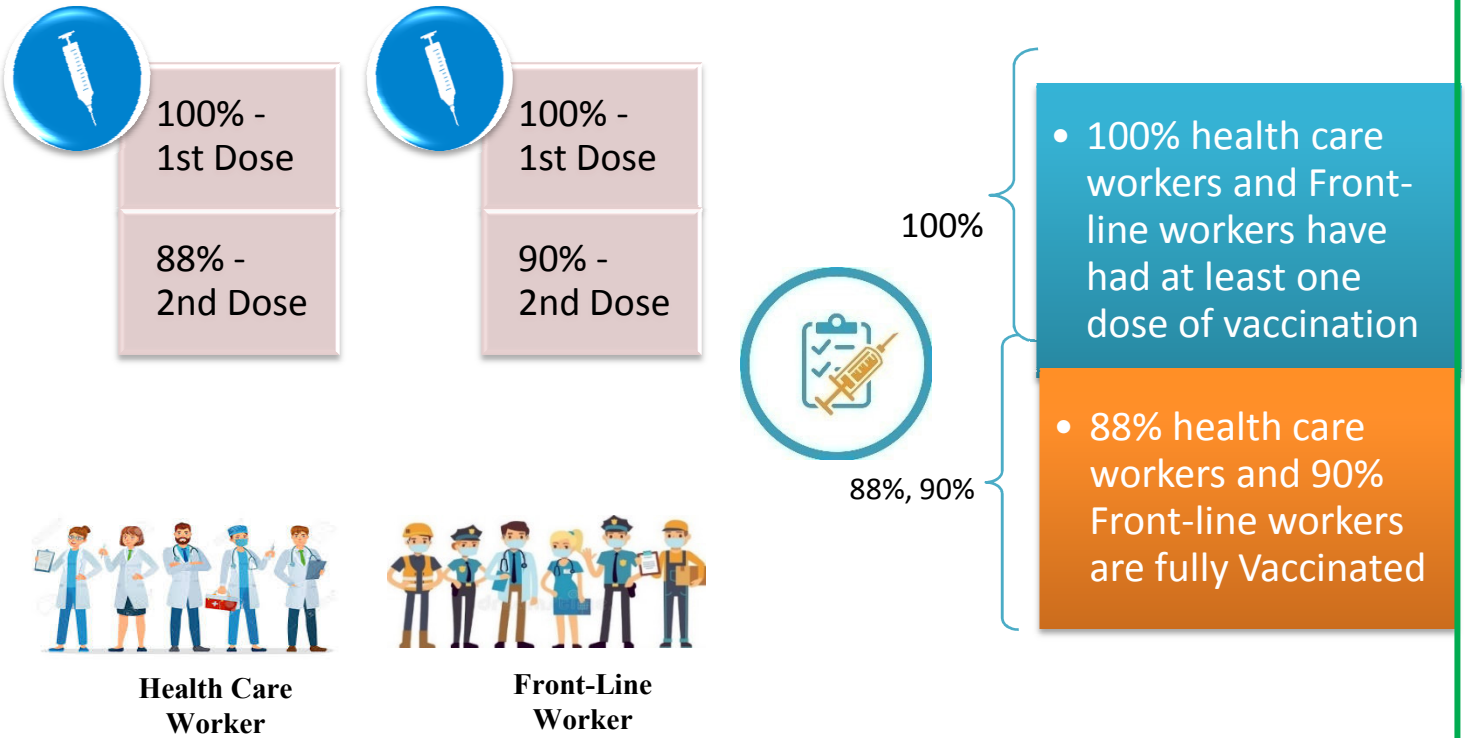
Time Line of Vaccination Coverage




Kerala began administration of COVID 19 Vaccines on 16th January, 2021. As of 01st October 2021, Kerala has administered over 30 million doses overall, including first and second doses of vaccines.

Over 92 per cent of the population in Kerala has been administered the first dose of the Covid-19 vaccine. The state has achieved the target within 258 days since the beginning of the vaccination drive on January 16.

Health Care Workers and Front-Line Workers Vaccinated



Are You Vaccinated? You Still Need to Practice: SMS



- Even after vaccination, follow COVID appropriate behavior
- Practice Social Distancing and greet without physical contact
- Always wear clean face mask
- Wash your hands thoroughly and frequently or use hand sanitizer
- Follow the current COVID 19 guidelines to prevent further spread
- Stay Safe. Stay Strong. Get Vaccinated

Even After Getting Vaccinated Keep Taking Precautions to Protect Your Self



GET VACCINATED



WASH YOUR HANDS



WEAR A MASK



KEEP YOUR DISTANCE

The Race Towards Full Vaccination - Weekly Trend

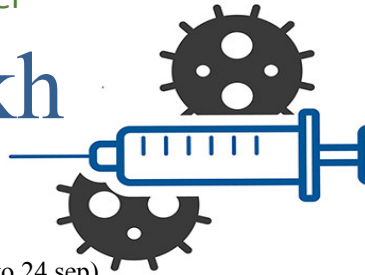
18 Sep – 24 Sep

Kerala Administered over

12.79 Lakh

COVID Vaccine Doses

in the last 7 days (18 sep to 24 sep)

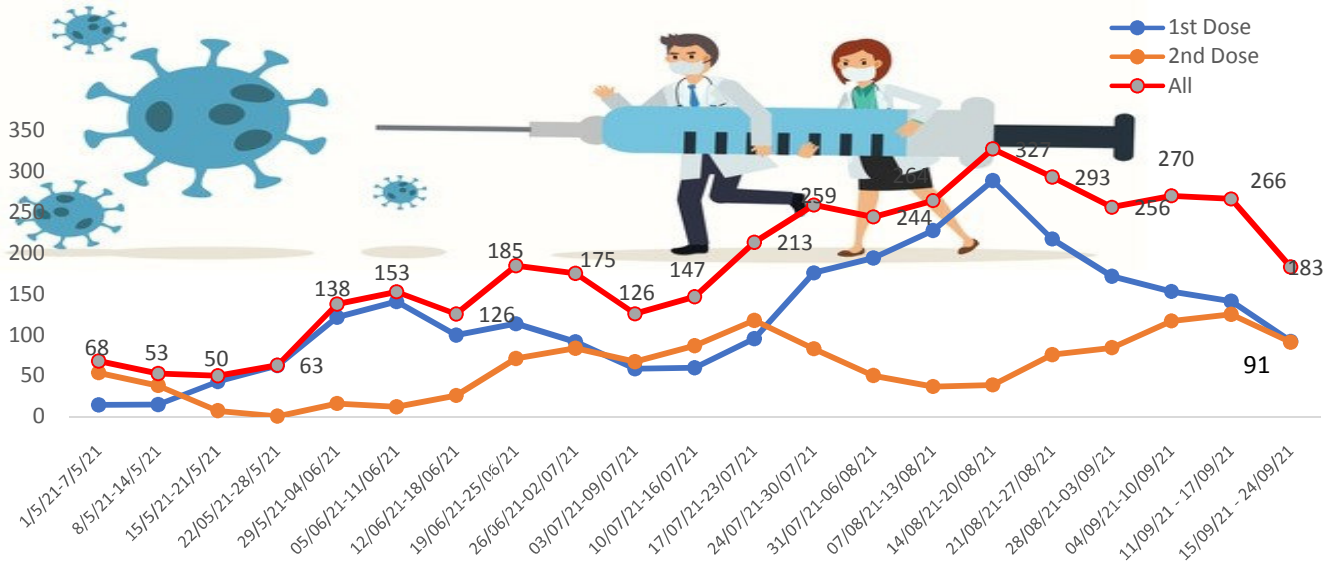


From September 18 to 24, on average

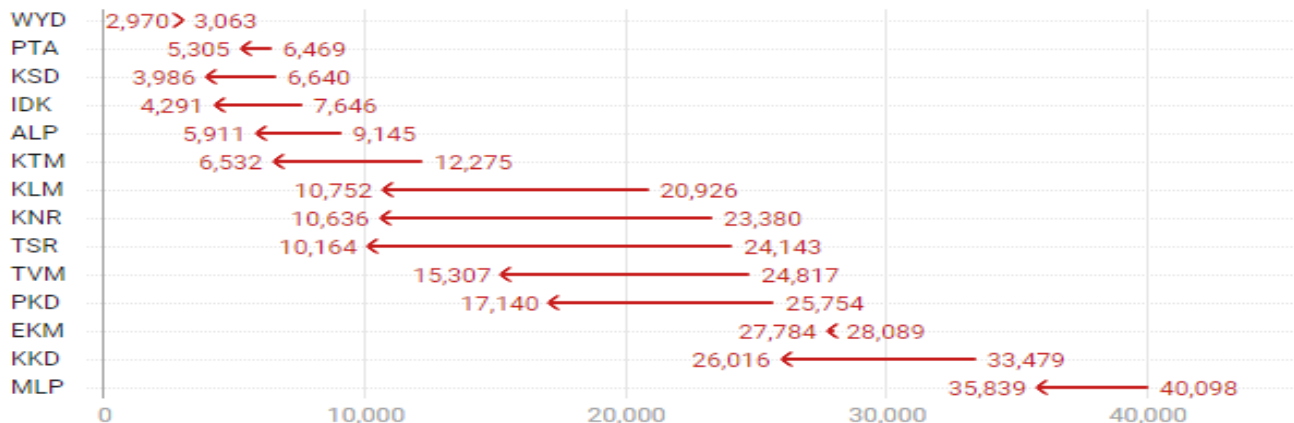
1.83 lakh

doses were administered daily.

Average Doses Administered Per day per week (in 1000)



Trend in average per day vaccination for the last two weeks



Important Message to the Public

- a. *Infection or infection rate is only a part and disease manifestation of disease is to be monitored*
- b. *Fatality among vaccinated people is very less. Disease severity among vaccinated people is less.*
- c. *People with comorbidity should be careful. Once detected covid positive they should get admitted and do not stay at home.*
- d. *Death among non-vaccinated people, especially people with comorbidity is because of late arrival in hospitals*
- e. *Diabetes and Hypertension together is the most common cause of patient death if they arrive late.*
- f. *Vaccinated people, only if symptomatic are advised to consult Doctor.*
- g. *Non Vaccinated people, if symptomatic, may do RTPCR test*
- h. *Antigen testing is only for emergency purpose*
- i. *Non vaccinated people with co-morbidities to do testing by RTPCR and consult doctor*
- j. *Repeat RTPCR is not needed among the people who are detected COVID positive in the previous 2 months*
- k. *All young person detected positive and at home isolation should do glucose test*

TABLE1.Total Vaccination done in the State as on 01/10/2021 midnight

State Summary till			02/10/2021	at 12 AM		
District	Target	First Dose	Percentage *	Second Dose	Percentage *	Total Doses Administered
Alappuzha	1791004	1492015	83%	682249	38%	2,174,264
Ernakulam	2875791	2875791	100%	1402734	49%	4,278,525
Idukki	902242	844449	94%	392440	43%	1,236,889
Kannur	2014568	1854881	92%	774477	38%	2,629,358
Kasaragod	996263	889747	89%	442965	44%	1,332,712
Kollam	2159675	1915512	89%	865189	40%	2,780,701
Kottayam	1665546	1455163	87%	679141	41%	2,134,304
Kozhikode	2450034	2286446	93%	970554	40%	3,257,000
Malappuram	2921056	2712815	93%	906579	31%	3,619,394
Palakkad	2209869	1935869	88%	713350	32%	2,649,219
Pathanamthitta	1038180	1032506	99%	570016	55%	1,602,522
Thiruvananthapuram	2721461	2530496	93%	1301348	48%	3,831,844
Thrissur	2558964	2256278	88%	992220	39%	3,248,498
Wayanad	658294	648933	99%	345874	53%	994,807
Grand Total	26853553	24730901	92%	11039136	41%	35,770,037
	*Revised target population(> 18 years) as per MOHFW is 2.67 crores *As per letter from Additional Secretary MOHFW- D O No 2317579/2021/Imm dated 15/09/2021					

TABLE2.Covid-19 Vaccination Center Functional in the State as on 01/10/2021 midnight

<i>DISTRICTS</i>	Public	Private	Total
Alappuzha	87	9	96
Ernakulam	136	59	195
Idukki	54	8	62
Kannur	109	21	130
Kasaragod	84	6	90
Kollam	163	30	193
Kottayam	86	16	102
Kozhikode	98	38	136
Malappuram	35	14	49
Palakkad	91	15	106
Pathanamthitta	62	14	76
Thiruvananthapuram	127	27	154
Thrissur	117	31	148
Wayanad	54	3	57
GrandTotal	1303	291	1594

TABLE3. Health Care Workers Coverage as on 01/10/2021 midnight

<i>DISTRICT</i>	<i>1ST DOSE</i>	<i>Percentage</i>	<i>2ND DOSE</i>	<i>Percentage Fully Vaccinated</i>
Alappuzha	29004	100%	26244	90%
Ernakulam	85534	100%	72267	84%
Idukki	13544	100%	12514	92%
Kannur	40374	100%	36339	90%
Kasaragod	11608	100%	10424	90%
Kollam	36024	100%	32276	90%
Kottayam	38692	100%	34651	90%
Kozhikode	52719	100%	45672	87%
Malappuram	44810	100%	39859	89%
Palakkad	34667	100%	30450	88%
Pathanamthitta	29324	100%	23861	81%
Thiruvananthapuram	73391	100%	63600	87%
Thrissur	51903	100%	47322	91%
Wayanad	13973	100%	12930	93%
GrandTotal	555567	100%	488409	88%

TABLE4. Front line workers Coverage as on 01/10/2021 midnight

<i>DISTRICT</i>	<i>1ST DOSE</i>	<i>Percentage</i>	<i>2nd DOSE</i>	<i>Percentage Fully Vaccinated</i>
Alappuzha	39101	100%	35420	91%
Ernakulam	54910	100%	48127	88%
Idukki	22979	100%	20312	88%
Kannur	41368	100%	39003	94%
Kasaragod	24609	100%	21704	88%
Kollam	42204	100%	36625	87%
Kottayam	32125	100%	29398	92%
Kozhikode	55249	100%	49865	90%
Malappuram	53898	100%	49277	91%
Palakkad	48081	100%	43591	91%
Pathanamthitta	25240	100%	21324	84%
Thiruvananthapuram	72934	100%	62959	86%
Thrissur	41895	100%	39346	94%
Wayanad	17017	100%	15660	92%
GrandTotal	571610	100%	512611	90%

TABLE5.Age-Appropriate Group (≥45Years) Coverage as on 01/10/2021 midnight

Age appropriate group (≥45years) Coverage as on 02/10/2021,12AM					
District	Target	1 st dose coverage	Percentage	2nd dose	Percentage Fully Vaccinated*
Alappuzha	939381	840760	90%	498722	53%
Ernakulam	1417004	1417004	100%	920903	65%
Idukki	431990	431990	100%	288937	67%
Kannur	957707	932264	97%	547160	57%
Kasaragod	423857	423857	100%	310961	73%
Kollam	1068579	1026019	96%	632163	59%
Kottayam	902961	810260	90%	479774	53%
Kozhikode	1143772	1143772	100%	670616	59%
Malappuram	1143678	1143678	100%	611928	54%
Palakkad	996439	947184	95%	510588	51%
Pathanamthitta	584640	582561	99.64%	435969	75%
Thiruvananthapuram	1332129	1277836	96%	866840	65%
Thrissur	1284499	1210606	94%	708488	55%
Wayanad	300917	300917	100%	238873	79%
GrandTotal	12927553	12488708	97%	7721922	60%

*Among those who took 1st Dose

TABLE6. Age-Appropriate Group (18-44 Years) Coverage as on 01/10/2021 midnight

18-44 years Coverage as on 02/10/21 at 12 AM					
District	Target	First Dose		2nd Dose Coverage	Percentage fully vaccinated*
		1st Dose Coverage	Percentage		
Alappuzha	851623	583150	68%	121863	14%
Ernakulam	1349393	1318343	98%	361437	27%
Idukki	470252	375936	80%	70677	15%
Kannur	1056861	840875	80%	151975	14%
Kasaragod	572406	429673	75%	99876	17%
Kollam	1091096	811265	74%	164125	15%
Kottayam	762585	574086	75%	135318	18%
Kozhikode	1306262	1034706	79%	204401	16%
Malappuram	1777378	1470429	83%	205515	12%
Palakkad	1213430	905937	75%	128721	11%
Pathanamthitta	453540	395381	87%	88862	20%
Thiruvananthapuram	1389332	1106335	80%	307949	22%
Thrissur	1274465	951874	75%	197064	15%
Wayanad	357377	317026	89%	78411	22%
GrandTotal	13926000	11115016	80%	2316194	17%

*Among those who have taken first dose

TABLE7.Achievement for the day 01/10/2021 midnight

<i>DISTRICT</i>	<i>1st Dose</i>	<i>2nd Dose</i>	<i>Total</i>
Alappuzha	1437	13218	14655
Ernakulam	4515	17682	22197
Idukki	749	3090	3839
Kannur	1952	2331	4283
Kasaragod	1034	2296	3330
Kollam	1542	16865	18407
Kottayam	1073	3560	4633
Kozhikode	4133	6491	10624
Malappuram	8505	5937	14442
Palakkad	4128	7009	11137
Pathanamthitta	455	2436	2891
Thiruvananthapuram	2910	7194	10104
Thrissur	1769	3558	5327
Wayanad	744	3570	4314
GrandTotal	34946	95237	130183

** Vaccine stock details couldn't be downloaded from e-VIN portal as the portal is down.

TABLE9.COVID Vaccination related sites

support@cowin.gov.in https://www.cowin.gov.in/home https://dashboard.kerala.gov.in/ https://dhs.kerala.gov.in/https://aogyakeralam.gov.in/https://sha.kerala.gov.in/

TABLE 10. COVID Vaccination related Helpline numbers

National/State/District	Line1	Line2	Line3
National Helpline	1075	+91 1123978046	0120 4473222
Disha	1056	04712552056	
StateCallCenter	04712309251	04712309252	04712309255
Thiruvananthapuram	9188610100	1077	
Kollam	04742797609	8589015556	
Pathanamthitta	04682222515	04682228220	
Alappuzha	04772239999		
Kottayam	04812565200	04812304800	04812581900
Idukki	18004255640	04862232220	04862233118
Ernakulam	9072303861		
Thrissur	9400066921	9400066922	9400066923
Palakkad	04912505264	04912505189	8943341439
Malappuram	04832733253	04832737858	04832733252
Kozhikode	7594001442		
Wayanad	04936202343	04936202375	9072510900
Kannur	04972700194		
Kasargod	9061076590	9061079244	9061078026