



കേരള സർക്കാർ

COVID-19 OUTBREAK CONTROL AND PREVENTION STATE  
CELL HEALTH&FAMILY WELFARE DEPARTMENT  
Govt of Kerala  
[www.health.kerala.gov.in](http://www.health.kerala.gov.in)

[www.dhs.kerala.gov.in](http://www.dhs.kerala.gov.in)

[controlroomdhskerala@gmail.com](mailto:controlroomdhskerala@gmail.com)

**KeralaHEALTH-COVID-19 DAILY VACCINATION BULLETIN**

**Date: 02/10/2021**

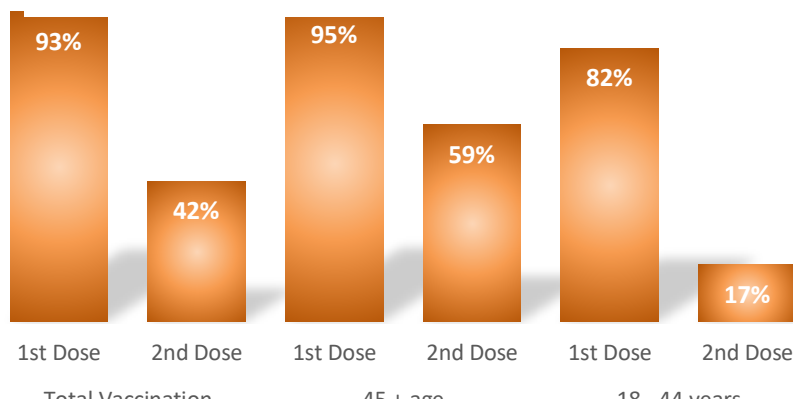
**OUR HEALTH OUR RESPONSIBILITY  
VACCINE ADVISORY**

- *People who are vaccinated with Covid Vaccine are reported to have reduced Covid related ICU admissions, serious disease and death.*
- *Early vaccination is useful to safeguard our life from this deadly disease.*
- *Vaccination sessions are planned as per the availability of vaccine. All are requested to cooperate.*
- *After receiving the first dose, second dose of Covishield vaccine is to be taken between 12–16 weeks and second dose of Covaxin between 4-6 weeks.*
- *Covid vaccination is currently available to all above the age of 18*
- *Vaccination is available free of cost in all Government covid vaccination centers, and at a nominal rate (as per the GoI order F.No.2079203/2021/Immunization) in selected private Hospitals.*
- **ENSURE ALL YOUR ELIGIBLE FAMILY MEMBERS ARE PROTECTED BY RECEIVING ANY OF THE AVAILABLE COVID VACCINE.**
- **“BOTH COVAXIN AND COVISHIELD ARE EQUALLY EFFECTIVE AND SAFE”**
- **“BE FULLY PROTECTED – GET THE SECOND DOSE AT YOUR SCHEDULED TIME”**

## ANALYSIS

COVID-19 mass vaccinations are showing signs of preventing illness and steep decline in cases and hospital admissions in countries which done vaccination. Kerala started its vaccination for health care workers from January 16, 2021. The COVID-19 Vaccines Operational Guidelines issued by the Ministry of Health and Family Welfare, Govt. of India, 28th December 2020 and all subsequent Guidelines issued by Ministry of Health and Family Welfare, Govt of India are followed at the sites and all vaccination lanes

## Summary of COVID Vaccine Administered as on 02-10-2021 midnight



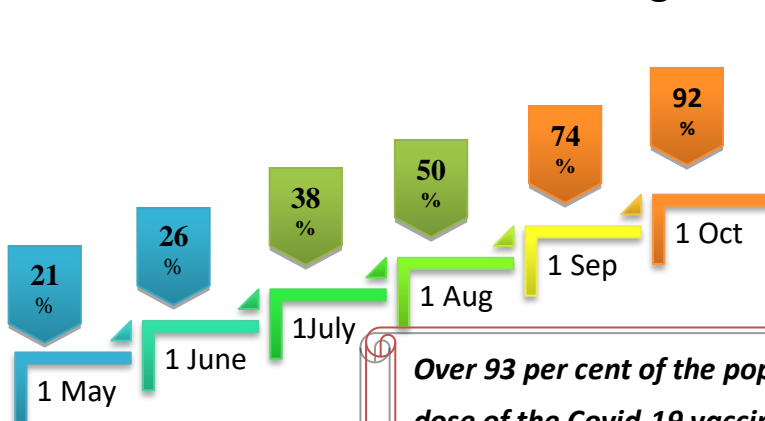
93% of eligible population vaccinated with a single dose till October 02

42% of eligible population vaccinated with double dose till October 02

State has vaccinated more than 95% of people aged more than 45 years with a single dose



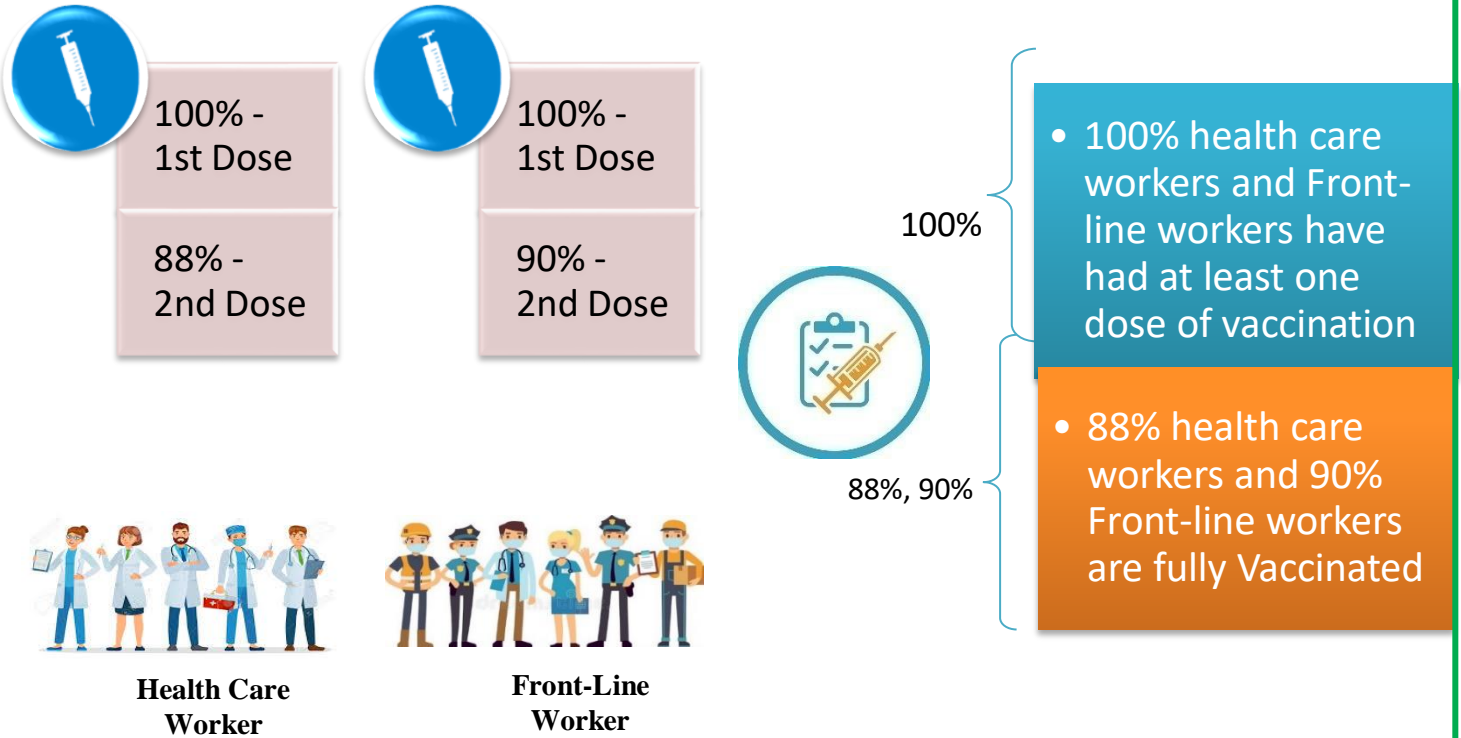
## Time Line of Vaccination Coverage




Kerala began administration of COVID 19 Vaccines on 16<sup>th</sup> January, 2021. As of 02<sup>nd</sup> October 2021, Kerala has administered over 30 million doses overall, including first and second doses of vaccines.

**Over 93 per cent of the population in Kerala has been administered the first dose of the Covid-19 vaccine. The state has achieved the target within 259 days since the beginning of the vaccination drive on January 16.**

# Health Care Workers and Front-Line Workers Vaccinated



## Are You Vaccinated? You Still Need to Practice: SMS



- Even after vaccination, follow COVID appropriate behavior
- Practice Social Distancing and greet without physical contact
- Always wear clean face mask
- Wash your hands thoroughly and frequently or use hand sanitizer
- Follow the current COVID 19 guidelines to prevent further spread
- Stay Safe. Stay Strong. Get Vaccinated

Even After Getting Vaccinated Keep Taking Precautions to Protect Your Self



**GET VACCINATED**



**WASH YOUR HANDS**



**WEAR A MASK**



**KEEP YOUR DISTANCE**

# The Race Towards Full Vaccination - Weekly Trend

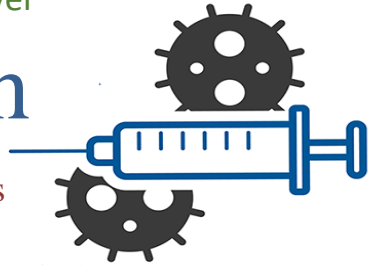
25 Sep – 1 Oct

Kerala Administered over

## 7.05 Lakh

COVID Vaccine Doses

in the last 7 days (25 sep to 1oct)

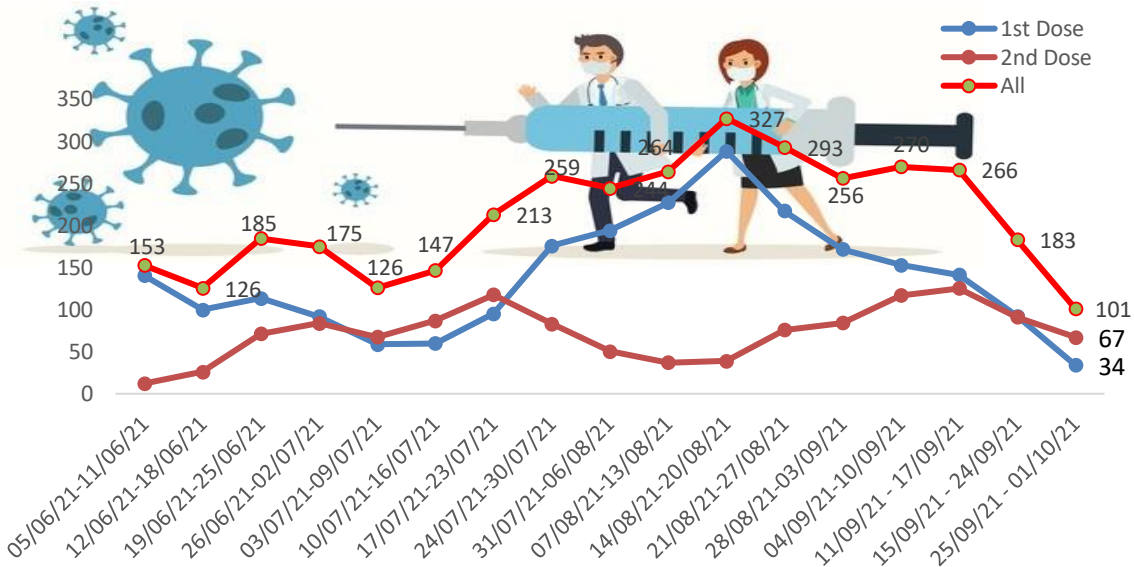


From September 25 to 1 October, on average

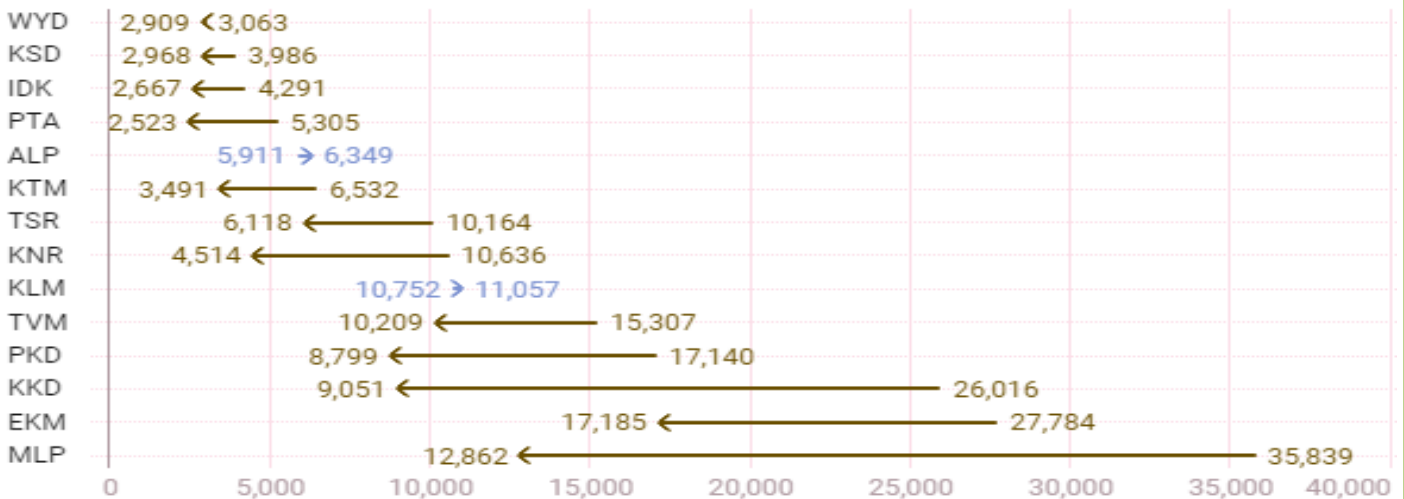
## 1.01 lakh doses

were administered daily.

Average Doses Administered Per day per week (in 1000)



Trend in average per day vaccination for the last two weeks



## Important Message to the Public

- a. *Infection or infection rate is only a part and disease manifestation of disease is to be monitored*
- b. *Fatality among vaccinated people is very less. Disease severity among vaccinated people is less.*
- c. *People with comorbidity should be careful. Once detected covid positive they should get admitted and do not stay at home.*
- d. *Death among non-vaccinated people, especially people with comorbidity is because of late arrival in hospitals*
- e. *Diabetes and Hypertension together is the most common cause of patient death if they arrive late.*
- f. *Vaccinated people, only if symptomatic are advised to consult Doctor.*
- g. *Non Vaccinated people, if symptomatic, may do RTPCR test*
- h. *Antigen testing is only for emergency purpose*
- i. *Non vaccinated people with co-morbidities to do testing by RTPCR and consult doctor*
- j. *Repeat RTPCR is not needed among the people who are detected COVID positive in the previous 2 months*
- k. *All young person detected positive and at home isolation should do glucose test*

TABLE1.Total Vaccination done in the State as on 02/10/2021 midnight

State Summary till			03/10/2021	at 12 AM		
District	Target	First Dose	Percentage *	Second Dose	Percentage *	Total Doses Administered
Alappuzha	1704179	1493242	88%	690436	41%	21,83,678
Ernakulam	2954098	2878793	97%	1409019	48%	42,87,812
Idukki	869082	844724	97%	393412	45%	12,38,136
Kannur	1913861	1855241	97%	783075	41%	26,38,316
Kasaragod	992363	890371	90%	445043	45%	13,35,414
Kollam	2093511	1916542	92%	867232	41%	27,83,774
Kottayam	1665546	1456118	87%	682123	41%	21,38,241
Kozhikode	2499523	2288352	92%	975901	39%	32,64,253
Malappuram	2988358	2714868	91%	908763	30%	36,23,631
Palakkad	2140261	1937661	91%	715633	33%	26,53,294
Pathanamthitta	1036488	1032784	100%	571240	55%	16,04,024
Thiruvananthapuram	2675400	2533241	95%	1317835	49%	38,51,076
Thrissur	2545664	2256728	89%	1013673	40%	32,70,401
Wayanad	659698	648974	98%	346257	52%	9,95,231
<b>Grand Total</b>	<b>26738032</b>	<b>24747639</b>	<b>93%</b>	<b>11119642</b>	<b>42%</b>	<b>3,58,67,281</b>
*Revised target population(> 18 years) as per MOHFW is 2.67 crores *As per letter from Additional Secretary MOHFW- D O No 2317579/2021/Imm dated 15/09/2021						

TABLE2.Covid-19 Vaccination Center Functional in the State as on 02/10/2021 midnight

<i>DISTRICTS</i>	Public	Private	Total
Alappuzha	122	9	131
Ernakulam	35	45	80
Idukki	24	8	32
Kannur	67	21	88
Kasaragod	62	5	67
Kollam	76	28	104
Kottayam	83	14	97
Kozhikode	94	38	132
Malappuram	4	10	14
Palakkad	88	15	103
Pathanamthitta	62	14	76
Thiruvananthapuram	128	30	158
Thrissur	83	29	112
Wayanad	4	3	7
<b>GrandTotal</b>	<b>932</b>	<b>269</b>	<b>1201</b>

TABLE3. Health Care Workers Coverage as on 02/10/2021 midnight

<i>DISTRICT</i>	<i>1<sup>ST</sup> DOSE</i>	<i>Percentage</i>	<i>2<sup>ND</sup> DOSE</i>	<i>Percentage Fully Vaccinated</i>
<b>Alappuzha</b>	29004	100%	26259	91%
<b>Ernakulam</b>	85534	100%	72305	85%
<b>Idukki</b>	13544	100%	12524	92%
<b>Kannur</b>	40374	100%	36344	90%
<b>Kasaragod</b>	11608	100%	10437	90%
<b>Kollam</b>	36024	100%	32285	90%
<b>Kottayam</b>	38692	100%	34670	90%
<b>Kozhikode</b>	52720	100%	45708	87%
<b>Malappuram</b>	44810	100%	39885	89%
<b>Palakkad</b>	34667	100%	30464	88%
<b>Pathanamthitta</b>	29325	100%	23871	81%
<b>Thiruvananthapuram</b>	73393	100%	63651	87%
<b>Thrissur</b>	51903	100%	47338	91%
<b>Wayanad</b>	13973	100%	12931	93%
<b>GrandTotal</b>	<b>555571</b>	<b>100%</b>	<b>488672</b>	<b>88%</b>

TABLE4. Front line workers Coverage as on 02/10/2021 midnight

<i>DISTRICT</i>	<i>1<sup>ST</sup> DOSE</i>	<i>Percentage</i>	<i>2<sup>nd</sup> DOSE</i>	<i>Percentage Fully Vaccinated</i>
<b>Alappuzha</b>	39101	100%	35441	91%
<b>Ernakulam</b>	54910	100%	48147	88%
<b>Idukki</b>	22981	100%	20318	88%
<b>Kannur</b>	41368	100%	39045	94%
<b>Kasaragod</b>	24609	100%	21712	88%
<b>Kollam</b>	42204	100%	36635	87%
<b>Kottayam</b>	32125	100%	29413	92%
<b>Kozhikode</b>	55249	100%	49910	90%
<b>Malappuram</b>	53898	100%	49290	91%
<b>Palakkad</b>	48081	100%	43608	91%
<b>Pathanamthitta</b>	25240	100%	21344	85%
<b>Thiruvananthapuram</b>	72938	100%	63081	86%
<b>Thrissur</b>	41895	100%	39358	94%
<b>Wayanad</b>	17017	100%	15661	92%
<b>GrandTotal</b>	<b>571616</b>	<b>100%</b>	<b>512963</b>	<b>90%</b>

TABLE5.Age-Appropriate Group (≥45Years) Coverage as on 02/10/2021 midnight

Age appropriate group (≥45years) Coverage as on 03/10/2021,12AM					
District	Target	1 <sup>st</sup> dose coverage	Percentage	2nd dose	Percentage Fully Vaccinated*
Alappuzha	960001	841131	88%	501778	52%
Ernakulam	1483234	1417654	96%	923494	62%
Idukki	431545	432052	100%	289387	67%
Kannur	965897	932366	97%	550482	57%
Kasaragod	435487	423945	97%	311649	72%
Kollam	1038759	1026286	99%	633056	61%
Kottayam	902961	810542	90%	480674	53%
Kozhikode	1185845	1144183	96%	672575	57%
Malappuram	1210980	1144060	94%	612741	51%
Palakkad	1051934	947546	90%	511262	49%
Pathanamthitta	575669	582631	101.21%	436258	76%
Thiruvananthapuram	1366301	1278829	94%	873391	64%
Thrissur	1271199	1210756	95%	715992	56%
Wayanad	298546	300931	101%	238975	80%
<b>GrandTotal</b>	<b>13178358</b>	<b>12492912</b>	<b>95%</b>	<b>7751714</b>	<b>59%</b>

\*Among those who took 1<sup>st</sup> Dose

TABLE6. Age-Appropriate Group (18-44 Years) Coverage as on 02/10/2021 midnight

18-44 years Coverage as on 03/10/21 at 12 AM					
District	Target	First Dose		2nd Dose Coverage	Percentage fully vaccinated*
		1st Dose Coverage	Percentage		
Alappuzha	744178	584006	78%	126958	17%
Ernakulam	1470864	1320695	90%	365073	25%
Idukki	437537	376147	86%	71183	16%
Kannur	947964	841133	89%	157204	17%
Kasaragod	556876	430209	77%	101245	18%
Kollam	1054752	812028	77%	165256	16%
Kottayam	762585	574759	75%	137366	18%
Kozhikode	1313678	1036200	79%	207708	16%
Malappuram	1777378	1472100	83%	206847	12%
Palakkad	1088327	907367	83%	130299	12%
Pathanamthitta	460819	395588	86%	89767	19%
Thiruvananthapuram	1309099	1108081	85%	317712	24%
Thrissur	1274465	952174	75%	210985	17%
Wayanad	361152	317053	88%	78690	22%
<b>GrandTotal</b>	<b>13559674</b>	<b>11127540</b>	<b>82%</b>	<b>2366293</b>	<b>17%</b>

\*Among those who have taken first dose



TABLE7.Achievement for the day 02/10/2021 midnight

<i>DISTRICT</i>	<i>1<sup>st</sup> Dose</i>	<i>2<sup>nd</sup> Dose</i>	<i>Total</i>
Alappuzha	1226	8187	9413
Ernakulam	2992	6193	9185
Idukki	275	972	1247
Kannur	355	8583	8938
Kasaragod	617	2072	2689
Kollam	1024	2039	3063
Kottayam	955	2982	3937
Kozhikode	1879	5273	7152
Malappuram	2037	2167	4204
Palakkad	1783	2274	4057
Pathanamthitta	278	1220	1498
Thiruvananthapuram	2745	16487	19232
Thrissur	450	21449	21899
Wayanad	41	383	424
<b>GrandTotal</b>	<b>16657</b>	<b>80281</b>	<b>96938</b>

\*\* Vaccine stock details couldn't be downloaded from e-VIN portal as the portal is down.

TABLE9.COVID Vaccination related sites

<a href="mailto:support@cowin.gov.in">support@cowin.gov.in</a> <a href="https://www.cowin.gov.in/home">https://www.cowin.gov.in/home</a> <a href="https://dashboard.kerala.gov.in/">https://dashboard.kerala.gov.in/</a> <a href="https://dhs.kerala.gov.in/https://aogyakeralam.gov.in/https://sha.kerala.gov.in/">https://dhs.kerala.gov.in/https://aogyakeralam.gov.in/https://sha.kerala.gov.in/</a>
---

*TABLE 10. COVID Vaccination related Helpline numbers*

<b>National/State/District</b>	<b>Line1</b>	<b>Line2</b>	<b>Line3</b>
National Helpline	1075	+91 1123978046	0120 4473222
Disha	1056	04712552056	
StateCallCenter	04712309251	04712309252	04712309255
Thiruvananthapuram	9188610100	1077	
Kollam	04742797609	8589015556	
Pathanamthitta	04682222515	04682228220	
Alappuzha	04772239999		
Kottayam	04812565200	04812304800	04812581900
Idukki	18004255640	04862232220	04862233118
Ernakulam	9072303861		
Thrissur	9400066921	9400066922	9400066923
Palakkad	04912505264	04912505189	8943341439
Malappuram	04832733253	04832737858	04832733252
Kozhikode	7594001442		
Wayanad	04936202343	04936202375	9072510900
Kannur	04972700194		
Kasargod	9061076590	9061079244	9061078026