



കേരള സർക്കാർ

**COVID-19 OUTBREAK CONTROL AND PREVENTION STATE  
CELL HEALTH&FAMILY WELFARE DEPARTMENT  
Govt of Kerala  
[www.health.kerala.gov.in](http://www.health.kerala.gov.in)**

[www.dhs.kerala.gov.in](http://www.dhs.kerala.gov.in)

[controlroomdhskerala@gmail.com](mailto:controlroomdhskerala@gmail.com)

**KeralaHEALTH-COVID-19 DAILY VACCINATION BULLETIN**

**Date: 03/10/2021**

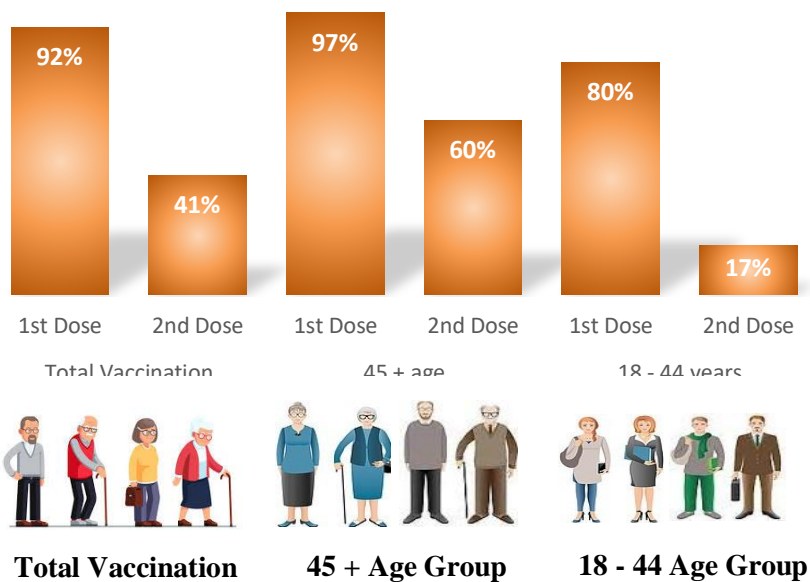
**OUR HEALTH OUR RESPONSIBILITY  
VACCINE ADVISORY**

- *People who are vaccinated with Covid Vaccine are reported to have reduced Covid related ICU admissions, serious disease and death.*
- *Early vaccination is useful to safeguard our life from this deadly disease.*
- *Vaccination sessions are planned as per the availability of vaccine. All are requested to cooperate.*
- *After receiving the first dose, second dose of Covishield vaccine is to be taken between 12–16 weeks and second dose of Covaxin between 4-6 weeks.*
- *Covid vaccination is currently available to all above the age of 18*
- *Vaccination is available free of cost in all Government covid vaccination centers, and at a nominal rate (as per the GoI order F.No.2079203/2021/Immunization) in selected private Hospitals.*
- **ENSURE ALL YOUR ELIGIBLE FAMILY MEMBERS ARE PROTECTED BY RECEIVING ANY OF THE AVAILABLE COVID VACCINE.**
- **“BOTH COVAXIN AND COVISHIELD ARE EQUALLY EFFECTIVE AND SAFE”**
- **“BE FULLY PROTECTED – GET THE SECOND DOSE AT YOUR SCHEDULED TIME”**

## ANALYSIS

COVID-19 mass vaccinations are showing signs of preventing illness and steep decline in cases and hospital admissions in countries which done vaccination. Kerala started its vaccination for health care workers from January 16, 2021. The COVID-19 Vaccines Operational Guidelines issued by the Ministry of Health and Family Welfare, Govt. of India, 28th December 2020 and all subsequent Guidelines issued by Ministry of Health and Family Welfare, Govt of India are followed at the sites and all vaccination lanes

## Summary of COVID Vaccine Administered as on 03-10-2021 midnight

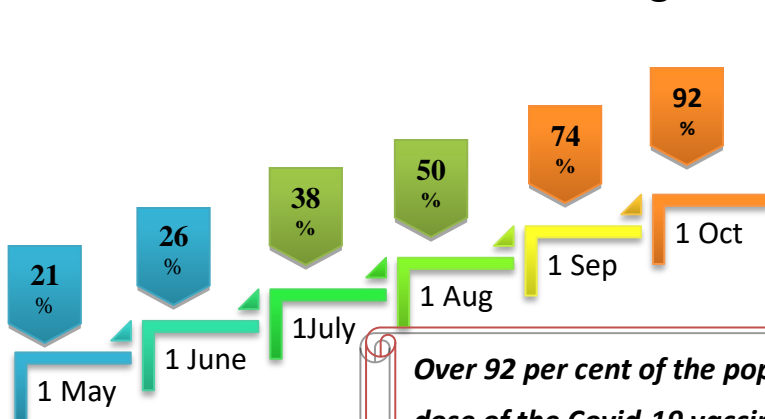


92% of eligible population vaccinated with a single dose till October 03

41% of eligible population vaccinated with double dose till October 03

State has vaccinated more than 97% of people aged more than 45 years with a single dose

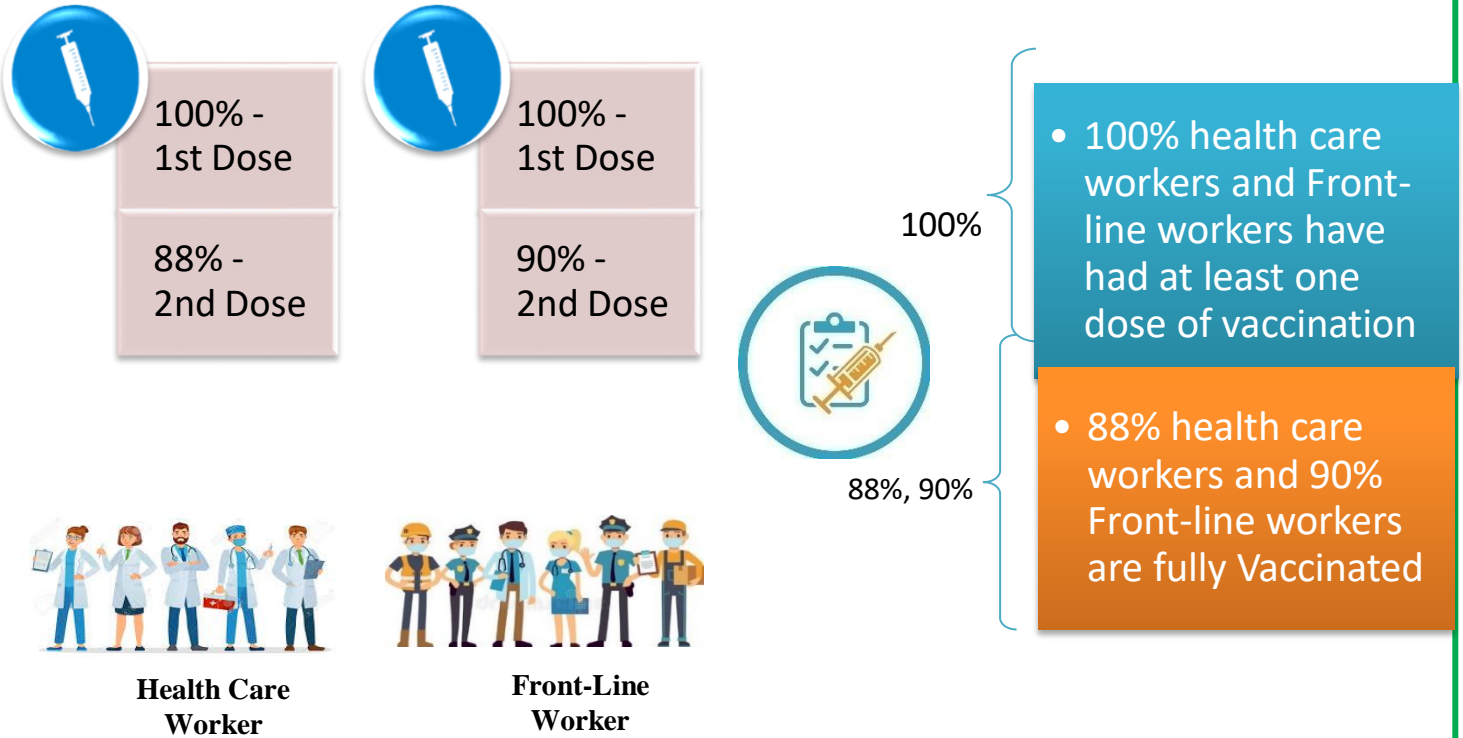
## Time Line of Vaccination Coverage



Kerala began administration of COVID 19 Vaccines on 16<sup>th</sup> January, 2021. As of 03<sup>rd</sup> October 2021, Kerala has administered over 30 million doses overall, including first and second doses of vaccines.

Over 92 per cent of the population in Kerala has been administered the first dose of the Covid-19 vaccine. The state has achieved the target within 260 days since the beginning of the vaccination drive on January 16.

# Health Care Workers and Front-Line Workers Vaccinated



## Are You Vaccinated? You Still Need to Practice: SMS



- Even after vaccination, follow COVID appropriate behavior
- Practice Social Distancing and greet without physical contact
- Always wear clean face mask
- Wash your hands thoroughly and frequently or use hand sanitizer
- Follow the current COVID 19 guidelines to prevent further spread
- Stay Safe. Stay Strong. Get Vaccinated

Even After Getting Vaccinated Keep Taking Precautions to Protect Your Self



**GET VACCINATED**



**WASH YOUR HANDS**



**WEAR A MASK**



**KEEP YOUR DISTANCE**

# The Race Towards Full Vaccination - Weekly Trend

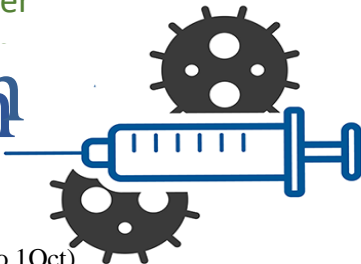
25 Sep – 1 Oct

Kerala Administered over

## 7.05 Lakh

COVID Vaccine Doses

in the last 7 days (11 sep to 1 Oct)  
in the last 7 days (25 sep to 1 Oct)

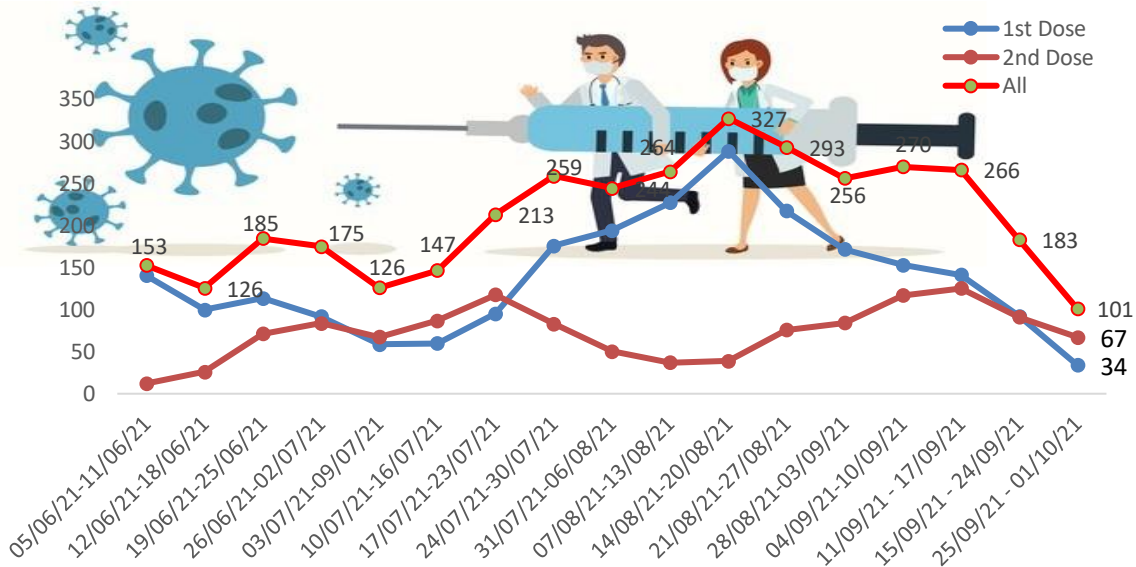


From September 25 to 1 October, on average

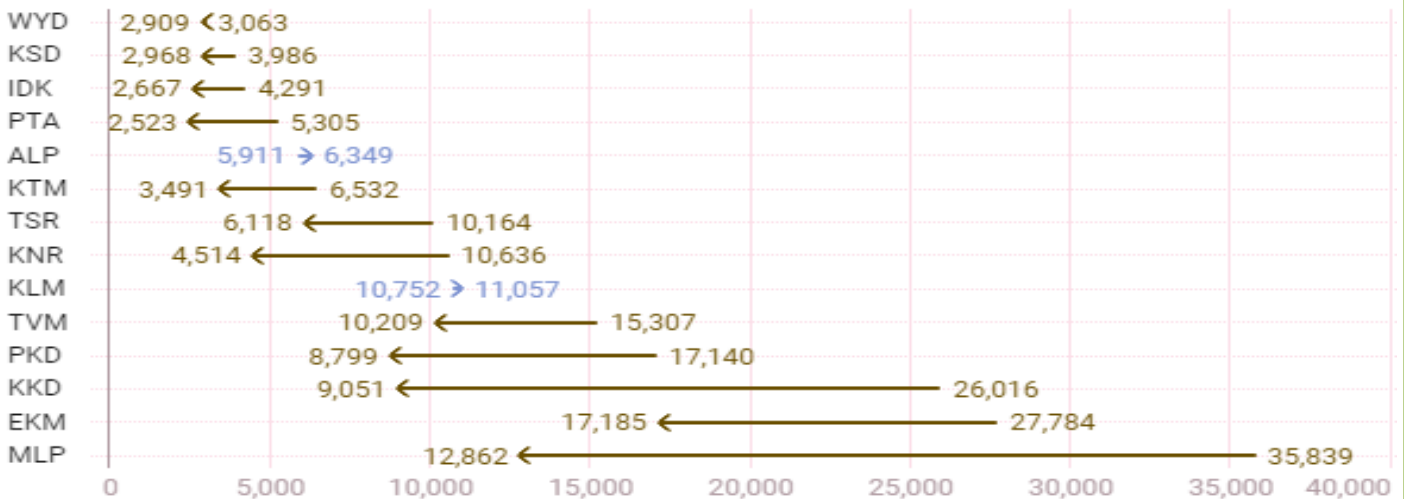
## 1.01 lakh doses

were administered daily.

Average Doses Administered Per day per week (in 1000)



Trend in average per day vaccination for the last two weeks



## Important Message to the Public

- a. *Infection or infection rate is only a part and disease manifestation of disease is to be monitored*
- b. *Fatality among vaccinated people is very less. Disease severity among vaccinated people is less.*
- c. *People with comorbidity should be careful. Once detected covid positive they should get admitted and do not stay at home.*
- d. *Death among non-vaccinated people, especially people with comorbidity is because of late arrival in hospitals*
- e. *Diabetes and Hypertension together is the most common cause of patient death if they arrive late.*
- f. *Vaccinated people, only if symptomatic are advised to consult Doctor.*
- g. *Non Vaccinated people, if symptomatic, may do RTPCR test*
- h. *Antigen testing is only for emergency purpose*
- i. *Non vaccinated people with co-morbidities to do testing by RTPCR and consult doctor*
- j. *Repeat RTPCR is not needed among the people who are detected COVID positive in the previous 2 months*
- k. *All young person detected positive and at home isolation should do glucose test*

TABLE1.Total Vaccination done in the State as on 03/10/2021 midnight

State Summary till			04/10/2021	at 12 AM		
District	Target	First Dose	Percentage *	Second Dose	Percentage *	Total Doses Administered
Alappuzha	1704179	1493344	83%	690929	39%	21,84,273
Ernakulam	2954098	2880523	100%	1410679	49%	42,91,202
Idukki	869082	844792	94%	393714	44%	12,38,506
Kannur	1913861	1855285	92%	783233	39%	26,38,518
Kasaragod	992363	890807	89%	446199	45%	13,37,006
Kollam	2093511	1916564	89%	867319	40%	27,83,883
Kottayam	1665546	1456131	87%	682391	41%	21,38,522
Kozhikode	2499523	2288397	93%	976076	40%	32,64,473
Malappuram	2988358	2714929	93%	909316	31%	36,24,245
Palakkad	2140261	1937704	88%	715774	32%	26,53,478
Pathanamthitta	1045095	1032806	99%	571478	55%	16,04,284
Thiruvananthapuram	2675400	2533509	93%	1318447	48%	38,51,956
Thrissur	2545664	2256804	88%	1014893	40%	32,71,697
Wayanad	662842	648974	99%	346257	53%	9,95,231
<b>Grand Total</b>	<b>26749783</b>	<b>24750569</b>	<b>92%</b>	<b>11126705</b>	<b>41%</b>	<b>3,58,77,274</b>
	*Revised target population(> 18 years) as per MOHFW is 2.67 crores *As per letter from Additional Secretary MOHFW- D O No 2317579/2021/Imm dated 15/09/2021					

TABLE2.Covid-19 Vaccination Center Functional in the State as on 03/10/2021 midnight

<i>DISTRICTS</i>	Public	Private	Total
Alappuzha	24	3	27
Ernakulam	3	25	28
Idukki	5	2	7
Kannur	4	21	25
Kasaragod	46	3	49
Kollam	0	12	12
Kottayam	0	4	4
Kozhikode	0	12	12
Malappuram	2	14	16
Palakkad	0	9	9
Pathanamthitta	62	1	63
Thiruvananthapuram	3	23	26
Thrissur	1	17	18
Wayanad	0	0	0
<b>GrandTotal</b>	<b>150</b>	<b>146</b>	<b>296</b>

TABLE3. Health Care Workers Coverage as on 03/10/2021 midnight

<i>DISTRICT</i>	<i>1<sup>ST</sup> DOSE</i>	<i>Percentage</i>	<i>2<sup>ND</sup> DOSE</i>	<i>Percentage Fully Vaccinated</i>
<b>Alappuzha</b>	29004	100%	26261	91%
<b>Ernakulam</b>	85534	100%	72316	85%
<b>Idukki</b>	13544	100%	12527	92%
<b>Kannur</b>	40374	100%	36347	90%
<b>Kasaragod</b>	11608	100%	10440	90%
<b>Kollam</b>	36024	100%	32289	90%
<b>Kottayam</b>	38692	100%	34670	90%
<b>Kozhikode</b>	52720	100%	45710	87%
<b>Malappuram</b>	44810	100%	39889	89%
<b>Palakkad</b>	34667	100%	30465	88%
<b>Pathanamthitta</b>	29325	100%	23873	81%
<b>Thiruvananthapuram</b>	73393	100%	63654	87%
<b>Thrissur</b>	51903	100%	47341	91%
<b>Wayanad</b>	13973	100%	12931	93%
<b>GrandTotal</b>	<b>555571</b>	<b>100%</b>	<b>488713</b>	<b>88%</b>

TABLE4. Front line workers Coverage as on 03/10/2021 midnight

<i>DISTRICT</i>	<i>1<sup>ST</sup> DOSE</i>	<i>Percentage</i>	<i>2<sup>nd</sup> DOSE</i>	<i>Percentage Fully Vaccinated</i>
<b>Alappuzha</b>	39101	100%	35442	91%
<b>Ernakulam</b>	54910	100%	48151	88%
<b>Idukki</b>	22981	100%	20320	88%
<b>Kannur</b>	41368	100%	39045	94%
<b>Kasaragod</b>	24609	100%	21718	88%
<b>Kollam</b>	42204	100%	36636	87%
<b>Kottayam</b>	32125	100%	29414	92%
<b>Kozhikode</b>	55249	100%	49911	90%
<b>Malappuram</b>	53898	100%	49292	91%
<b>Palakkad</b>	48081	100%	43608	91%
<b>Pathanamthitta</b>	25240	100%	21345	85%
<b>Thiruvananthapuram</b>	72938	100%	63088	86%
<b>Thrissur</b>	41895	100%	39360	94%
<b>Wayanad</b>	17017	100%	15661	92%
<b>GrandTotal</b>	<b>571616</b>	<b>100%</b>	<b>512991</b>	<b>90%</b>

TABLE5.Age-Appropriate Group (≥45Years) Coverage as on 03/10/2021 midnight

Age appropriate group (≥45years) Coverage as on 04/10/2021,12AM					
District	Target	1 <sup>st</sup> dose coverage	Percentage	2nd dose	Percentage Fully Vaccinated*
Alappuzha	960001	841169	90%	501976	53%
Ernakulam	1483234	1417881	100%	923985	65%
Idukki	431545	432062	100%	289515	67%
Kannur	965897	932375	97%	550532	57%
Kasaragod	435487	423988	100%	311971	74%
Kollam	1038759	1026292	96%	633073	59%
Kottayam	902961	810544	90%	480769	53%
Kozhikode	1185845	1144197	100%	672607	59%
Malappuram	1210980	1144072	100%	612869	54%
Palakkad	1051934	947556	95%	511287	51%
Pathanamthitta	584276	582634	99.66%	436295	75%
Thiruvananthapuram	1366301	1278900	96%	873542	66%
Thrissur	1271199	1210777	94%	716466	56%
Wayanad	301690	300931	100%	238975	79%
<b>GrandTotal</b>	<b>13190109</b>	<b>12493378</b>	<b>97%</b>	<b>7753862</b>	<b>60%</b>

\*Among those who took 1<sup>st</sup> Dose

TABLE6. Age-Appropriate Group (18-44 Years) Coverage as on 03/10/2021 midnight

18-44 years Coverage as on 04/10/21 at 12 AM					
District	Target	First Dose		2nd Dose Coverage	Percentage fully vaccinated*
		1st Dose Coverage	Percentage		
Alappuzha	744178	584070	69%	127250	15%
Ernakulam	1470864	1322198	98%	366227	27%
Idukki	437537	376205	80%	71352	15%
Kannur	947964	841168	80%	157309	15%
Kasaragod	556876	430602	75%	102070	18%
Kollam	1054752	812044	74%	165321	15%
Kottayam	762585	574770	75%	137538	18%
Kozhikode	1313678	1036231	79%	207848	16%
Malappuram	1777378	1472149	83%	207266	12%
Palakkad	1088327	907400	75%	130414	11%
Pathanamthitta	460819	395607	87%	89965	20%
Thiruvananthapuram	1309099	1108278	80%	318163	23%
Thrissur	1274465	952229	75%	211726	17%
Wayanad	361152	317053	89%	78690	22%
<b>GrandTotal</b>	<b>13559674</b>	<b>11130004</b>	<b>80%</b>	<b>2371139</b>	<b>17%</b>

\*Among those who have taken first dose



TABLE7.Achievement for the day 03/10/2021 midnight

<i>DISTRICT</i>	<i>1<sup>st</sup> Dose</i>	<i>2<sup>nd</sup> Dose</i>	<i>Total</i>
Alappuzha	102	493	595
Ernakulam	1727	1658	3385
Idukki	68	301	369
Kannur	38	149	187
Kasaragod	433	1144	1577
Kollam	22	87	109
Kottayam	13	268	281
Kozhikode	40	167	207
Malappuram	61	550	611
Palakkad	43	141	184
Pathanamthitta	22	238	260
Thiruvananthapuram	268	612	880
Thrissur	76	1218	1294
Wayanad	0	0	0
<b>GrandTotal</b>	<b>2913</b>	<b>7026</b>	<b>9939</b>

\*\* Vaccine stock details couldn't be downloaded from e-VIN portal as the portal is down.

TABLE9.COVID Vaccination related sites

<a href="mailto:support@cowin.gov.in">support@cowin.gov.in</a> <a href="https://www.cowin.gov.in/home">https://www.cowin.gov.in/home</a> <a href="https://dashboard.kerala.gov.in/">https://dashboard.kerala.gov.in/</a> <a href="https://dhs.kerala.gov.in/https://aogyakeralam.gov.in/https://sha.kerala.gov.in/">https://dhs.kerala.gov.in/https://aogyakeralam.gov.in/https://sha.kerala.gov.in/</a>
-------------------------------------------------------------------------------------------------------------------------------------------------------------------------------------------------------------------------------------------------------------------------------------------------------------------------------------------------------------------------------------------------------------------

*TABLE 10. COVID Vaccination related Helpline numbers*

<b>National/State/District</b>	<b>Line1</b>	<b>Line2</b>	<b>Line3</b>
National Helpline	1075	+91 1123978046	0120 4473222
Disha	1056	04712552056	
StateCallCenter	04712309251	04712309252	04712309255
Thiruvananthapuram	9188610100	1077	
Kollam	04742797609	8589015556	
Pathanamthitta	04682222515	04682228220	
Alappuzha	04772239999		
Kottayam	04812565200	04812304800	04812581900
Idukki	18004255640	04862232220	04862233118
Ernakulam	9072303861		
Thrissur	9400066921	9400066922	9400066923
Palakkad	04912505264	04912505189	8943341439
Malappuram	04832733253	04832737858	04832733252
Kozhikode	7594001442		
Wayanad	04936202343	04936202375	9072510900
Kannur	04972700194		
Kasargod	9061076590	9061079244	9061078026