



കേരള സർക്കാർ

COVID-19 OUTBREAK CONTROL AND PREVENTION STATE
CELL HEALTH&FAMILY WELFARE DEPARTMENT
Govt of Kerala
www.health.kerala.gov.in

www.dhs.kerala.gov.in

controlroomdhskerala@gmail.com

KeralaHEALTH-COVID-19 DAILY VACCINATION BULLETIN

Date: 04/10/2021

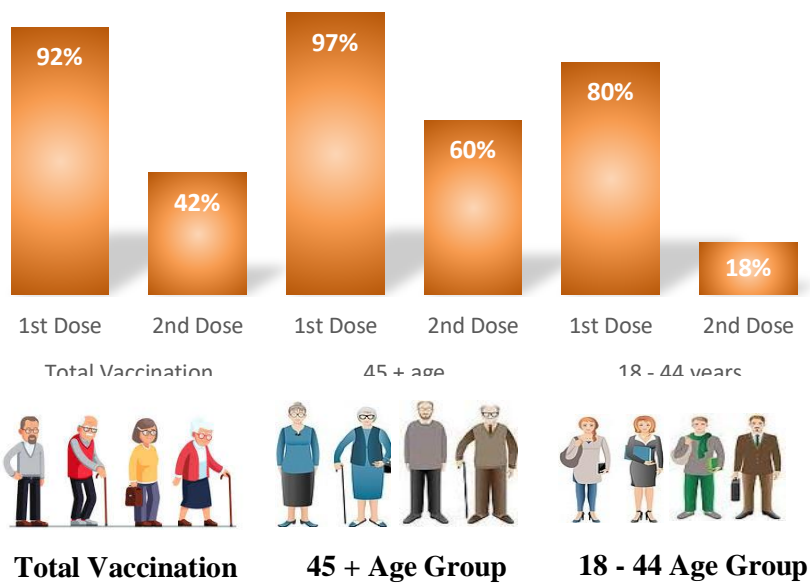
**OUR HEALTH OUR RESPONSIBILITY
VACCINE ADVISORY**

- *People who are vaccinated with Covid Vaccine are reported to have reduced Covid related ICU admissions, serious disease and death.*
- *Early vaccination is useful to safeguard our life from this deadly disease.*
- *Vaccination sessions are planned as per the availability of vaccine. All are requested to cooperate.*
- *After receiving the first dose, second dose of Covishield vaccine is to be taken between 12–16 weeks and second dose of Covaxin between 4-6 weeks.*
- *Covid vaccination is currently available to all above the age of 18*
- *Vaccination is available free of cost in all Government covid vaccination centers, and at a nominal rate (as per the GoI order F.No.2079203/2021/Immunization) in selected private Hospitals.*
- **ENSURE ALL YOUR ELIGIBLE FAMILY MEMBERS ARE PROTECTED BY RECEIVING ANY OF THE AVAILABLE COVID VACCINE.**
- **“BOTH COVAXIN AND COVISHIELD ARE EQUALLY EFFECTIVE AND SAFE”**
- **“BE FULLY PROTECTED – GET THE SECOND DOSE AT YOUR SCHEDULED TIME”**

ANALYSIS

COVID-19 mass vaccinations are showing signs of preventing illness and steep decline in cases and hospital admissions in countries which done vaccination. Kerala started its vaccination for health care workers from January 16, 2021. The COVID-19 Vaccines Operational Guidelines issued by the Ministry of Health and Family Welfare, Govt. of India, 28th December 2020 and all subsequent Guidelines issued by Ministry of Health and Family Welfare, Govt of India are followed at the sites and all vaccination lanes

Summary of COVID Vaccine Administered as on 04-10-2021 midnight

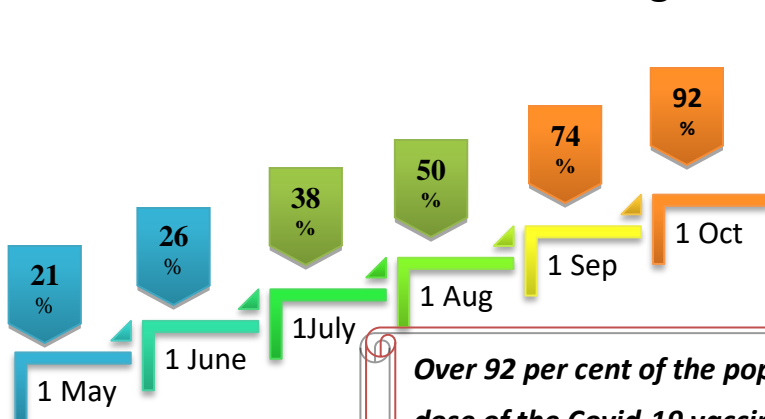


92% of eligible population vaccinated with a single dose till October 04

42% of eligible population vaccinated with double dose till October 04

State has vaccinated more than 97% of people aged more than 45 years with a single dose

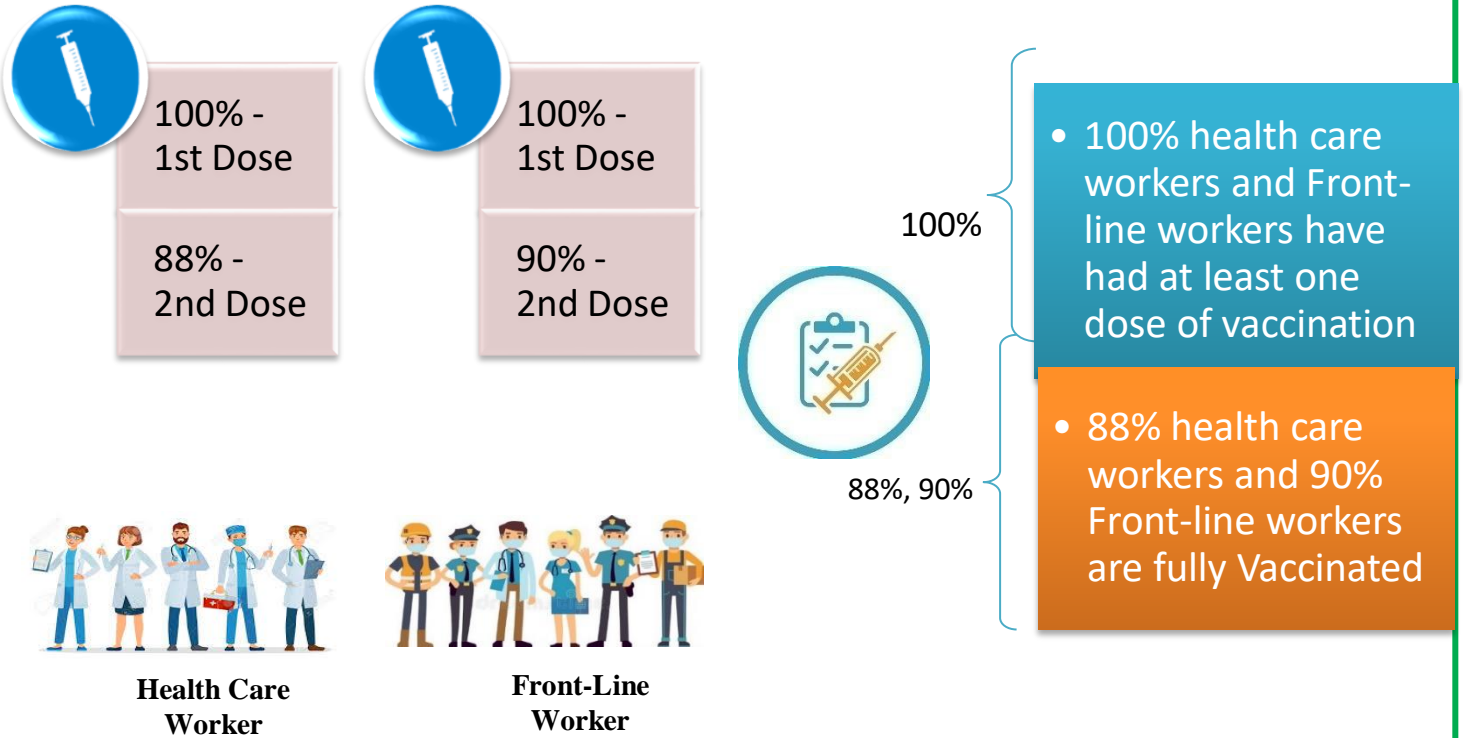
Time Line of Vaccination Coverage



Kerala began administration of COVID 19 Vaccines on 16th January, 2021. As of 04th October 2021, Kerala has administered over 30 million doses overall, including first and second doses of vaccines.

Over 92 per cent of the population in Kerala has been administered the first dose of the Covid-19 vaccine. The state has achieved the target within 261 days since the beginning of the vaccination drive on January 16.

Health Care Workers and Front-Line Workers Vaccinated



Are You Vaccinated? You Still Need to Practice: SMS



- Even after vaccination, follow COVID appropriate behavior
- Practice Social Distancing and greet without physical contact
- Always wear clean face mask
- Wash your hands thoroughly and frequently or use hand sanitizer
- Follow the current COVID 19 guidelines to prevent further spread
- Stay Safe. Stay Strong. Get Vaccinated

Even After Getting Vaccinated Keep Taking Precautions to Protect Your Self



GET VACCINATED



WASH YOUR HANDS



WEAR A MASK



KEEP YOUR DISTANCE

The Race Towards Full Vaccination - Weekly Trend

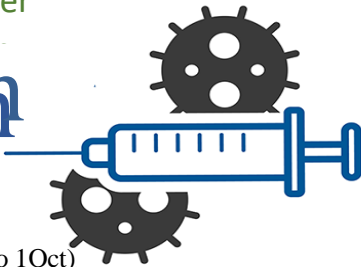
25 Sep – 1 Oct

Kerala Administered over

7.05 Lakh

COVID Vaccine Doses

in the last 7 days (11 sep to 1 Oct)
in the last 7 days (25 sep to 1 Oct)

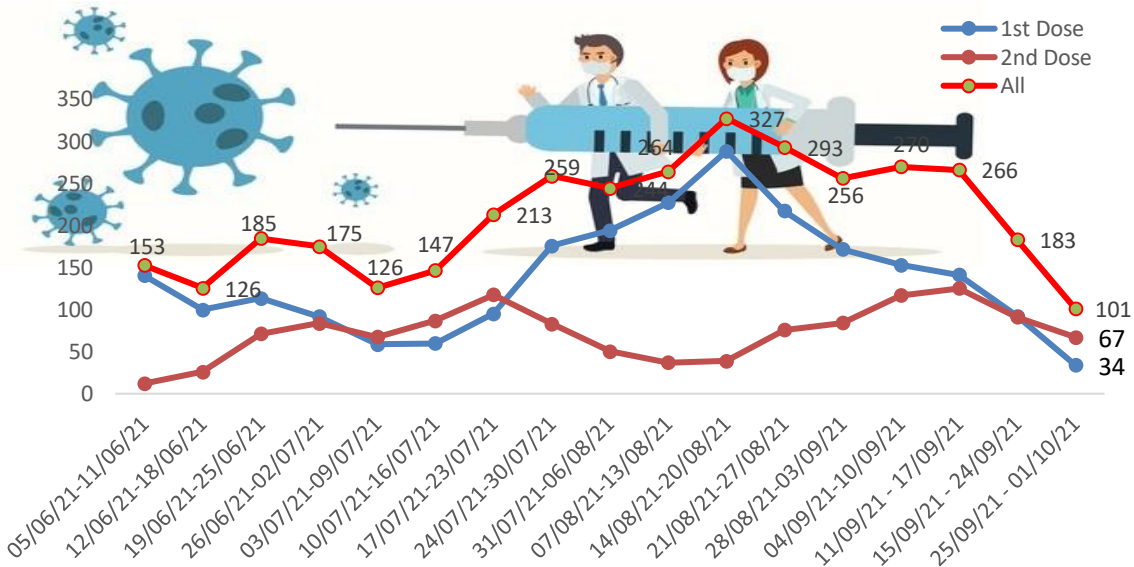


From September 25 to 1 October, on average

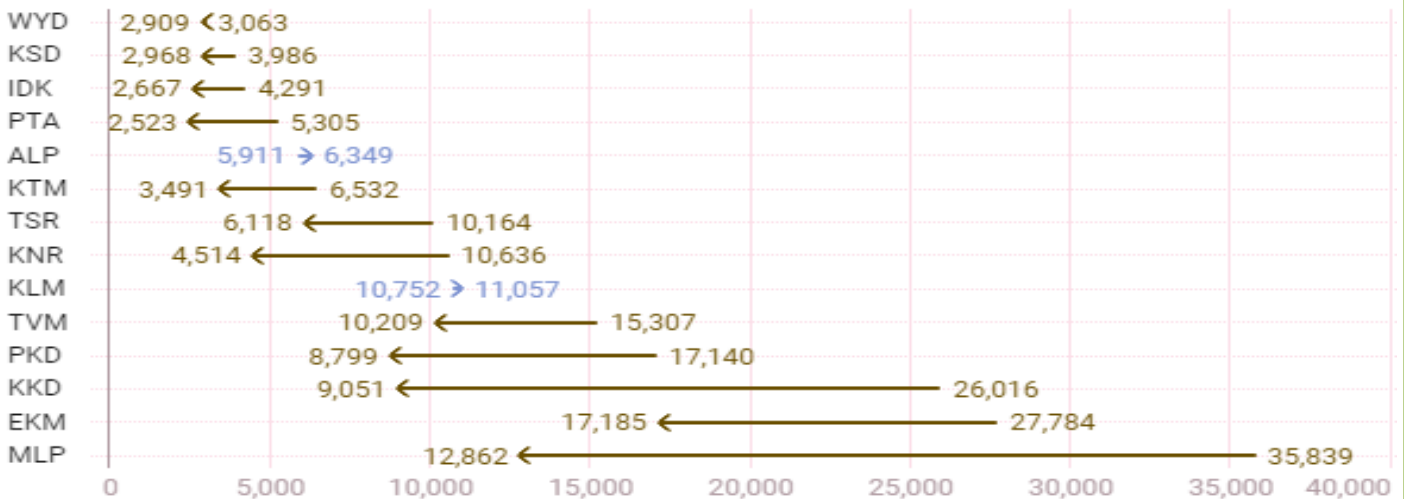
1.01 lakh doses

were administered daily.

Average Doses Administered Per day per week (in 1000)



Trend in average per day vaccination for the last two weeks



Important Message to the Public

- a. *Infection or infection rate is only a part and disease manifestation of disease is to be monitored*
- b. *Fatality among vaccinated people is very less. Disease severity among vaccinated people is less.*
- c. *People with comorbidity should be careful. Once detected covid positive they should get admitted and do not stay at home.*
- d. *Death among non-vaccinated people, especially people with comorbidity is because of late arrival in hospitals*
- e. *Diabetes and Hypertension together is the most common cause of patient death if they arrive late.*
- f. *Vaccinated people, only if symptomatic are advised to consult Doctor.*
- g. *Non Vaccinated people, if symptomatic, may do RTPCR test*
- h. *Antigen testing is only for emergency purpose*
- i. *Non vaccinated people with co-morbidities to do testing by RTPCR and consult doctor*
- j. *Repeat RTPCR is not needed among the people who are detected COVID positive in the previous 2 months*
- k. *All young person detected positive and at home isolation should do glucose test*

TABLE1.Total Vaccination done in the State as on 04/10/2021 midnight

State Summary till			05/10/2021	at 12 AM		Total Doses Administered
District	Target	First Dose	Percentage *	Second Dose	Percentage *	
Alappuzha	1704179	1495356	83%	699657	39%	21,95,013
Ernakulam	2954098	2886243	100%	1436510	50%	43,22,753
Idukki	869082	845876	94%	396546	44%	12,42,422
Kannur	1913861	1859788	92%	791820	39%	26,51,608
Kasaragod	992363	892126	90%	450015	45%	13,42,141
Kollam	2093511	1920062	89%	878541	41%	27,98,603
Kottayam	1665546	1457751	88%	686177	41%	21,43,928
Kozhikode	2499523	2291433	93%	991625	40%	32,83,058
Malappuram	2988358	2721271	93%	921598	32%	36,42,869
Palakkad	2140261	1941590	88%	728643	33%	26,70,233
Pathanamthitta	1045095	1033800	100%	575967	55%	16,09,767
Thiruvananthapuram	2675400	2537150	93%	1329148	49%	38,66,298
Thrissur	2545664	2259746	88%	1031479	40%	32,91,225
Wayanad	662842	649436	99%	348291	53%	9,97,727
Grand Total	26749783	24791628	92%	11266017	42%	3,60,57,645
<p>*Revised target population(> 18 years) as per MOHFW is 2.67 crores *As per letter from Additional Secretary MOHFW- D O No 2317579/2021/Imm dated 15/09/2021</p>						

TABLE2.Covid-19 Vaccination Center Functional in the State as on 04/10/2021 midnight

<i>DISTRICTS</i>	Public	Private	Total
Alappuzha	125	7	132
Ernakulam	144	58	202
Idukki	59	10	69
Kannur	109	21	130
Kasaragod	46	54	100
Kollam	119	30	149
Kottayam	83	16	99
Kozhikode	181	16	197
Malappuram	75	12	87
Palakkad	91	11	102
Pathanamthitta	62	14	76
Thiruvananthapuram	139	26	165
Thrissur	143	33	176
Wayanad	56	1	57
GrandTotal	1432	309	1741

TABLE3. Health Care Workers Coverage as on 04/10/2021 midnight

<i>DISTRICT</i>	<i>1ST DOSE</i>	<i>Percentage</i>	<i>2ND DOSE</i>	<i>Percentage Fully Vaccinated</i>
Alappuzha	29004	100%	26281	91%
Ernakulam	85534	100%	72406	85%
Idukki	13544	100%	12535	93%
Kannur	40374	100%	36384	90%
Kasaragod	11608	100%	10452	90%
Kollam	36023	100%	32332	90%
Kottayam	38692	100%	34692	90%
Kozhikode	52720	100%	45757	87%
Malappuram	44810	100%	39925	89%
Palakkad	34667	100%	30504	88%
Pathanamthitta	29325	100%	23911	82%
Thiruvananthapuram	73393	100%	63717	87%
Thrissur	51903	100%	47400	91%
Wayanad	13973	100%	12940	93%
GrandTotal	555570	100%	489236	88%

TABLE4. Front line workers Coverage as on 04/10/2021 midnight

<i>DISTRICT</i>	<i>1ST DOSE</i>	<i>Percentage</i>	<i>2nd DOSE</i>	<i>Percentage Fully Vaccinated</i>
Alappuzha	39101	100%	35461	91%
Ernakulam	54910	100%	48198	88%
Idukki	22981	100%	20354	89%
Kannur	41368	100%	39062	94%
Kasaragod	24609	100%	21732	88%
Kollam	42204	100%	36679	87%
Kottayam	32125	100%	29420	92%
Kozhikode	55250	100%	49970	90%
Malappuram	53898	100%	49312	91%
Palakkad	48082	100%	43646	91%
Pathanamthitta	25240	100%	21365	85%
Thiruvananthapuram	72938	100%	63235	87%
Thrissur	41895	100%	39395	94%
Wayanad	17017	100%	15671	92%
GrandTotal	571618	100%	513500	90%

TABLE5.Age-Appropriate Group (≥45Years) Coverage as on 04/10/2021 midnight

Age appropriate group (≥45years) Coverage as on 05/10/2021,12AM					
District	Target	1 st dose coverage	Percentage	2nd dose	Percentage Fully Vaccinated*
Alappuzha	960001	841880	90%	505540	54%
Ernakulam	1483234	1419066	100%	935424	66%
Idukki	431545	432342	100%	291044	67%
Kannur	965897	933455	97%	554023	58%
Kasaragod	435487	424217	100%	313092	74%
Kollam	1038759	1027387	96%	638396	60%
Kottayam	902961	810995	90%	482226	53%
Kozhikode	1185845	1144878	100%	678372	59%
Malappuram	1210980	1145254	100%	617063	54%
Palakkad	1051934	948410	95%	515304	52%
Pathanamthitta	584276	582892	99.70%	438785	75%
Thiruvananthapuram	1366301	1280060	96%	878712	66%
Thrissur	1271199	1211680	94%	724470	56%
Wayanad	301690	301007	100%	239549	80%
GrandTotal	13190109	12503523	97%	7812000	60%

*Among those who took 1st Dose

TABLE6. Age-Appropriate Group (18-44 Years) Coverage as on 04/10/2021 midnight

18-44 years Coverage as on 05/10/21 at 12 AM					
District	Target	First Dose		2nd Dose Coverage	Percentage fully vaccinated*
		1st Dose Coverage	Percentage		
Alappuzha	744178	585371	69%	132375	16%
Ernakulam	1470864	1326733	98%	380482	28%
Idukki	437537	377009	80%	72613	15%
Kannur	947964	844591	80%	162351	15%
Kasaragod	556876	431692	75%	104739	18%
Kollam	1054752	814448	75%	171134	16%
Kottayam	762585	575939	76%	139839	18%
Kozhikode	1313678	1038585	80%	217526	17%
Malappuram	1777378	1477309	83%	215298	12%
Palakkad	1088327	910431	75%	139189	11%
Pathanamthitta	460819	396343	87%	91906	20%
Thiruvananthapuram	1309099	1110759	80%	323484	23%
Thrissur	1274465	954268	75%	220214	17%
Wayanad	361152	317439	89%	80131	22%
GrandTotal	13559674	11160917	80%	2451281	18%

*Among those who have taken first dose

TABLE7.Achievement for the day 04/10/2021 midnight

<i>DISTRICT</i>	<i>1st Dose</i>	<i>2nd Dose</i>	<i>Total</i>
Alappuzha	2013	8727	10740
Ernakulam	5721	25822	31543
Idukki	1084	2832	3916
Kannur	4503	8585	13088
Kasaragod	1318	3813	5131
Kollam	3501	11219	14720
Kottayam	1621	3785	5406
Kozhikode	3036	15540	18576
Malappuram	6341	12276	18617
Palakkad	3887	12868	16755
Pathanamthitta	995	4488	5483
Thiruvananthapuram	3641	10701	14342
Thrissur	2942	16586	19528
Wayanad	462	2034	2496
GrandTotal	41065	139276	180341

** Vaccine stock details couldn't be downloaded from e-VIN portal as the portal is down.

TABLE9.COVID Vaccination related sites

support@cowin.gov.in https://www.cowin.gov.in/home https://dashboard.kerala.gov.in/ https://dhs.kerala.gov.in/https://aogyakeralam.gov.in/https://sha.kerala.gov.in/

TABLE 10. COVID Vaccination related Helpline numbers

National/State/District	Line1	Line2	Line3
National Helpline	1075	+91 1123978046	0120 4473222
Disha	1056	04712552056	
StateCallCenter	04712309251	04712309252	04712309255
Thiruvananthapuram	9188610100	1077	
Kollam	04742797609	8589015556	
Pathanamthitta	04682222515	04682228220	
Alappuzha	04772239999		
Kottayam	04812565200	04812304800	04812581900
Idukki	18004255640	04862232220	04862233118
Ernakulam	9072303861		
Thrissur	9400066921	9400066922	9400066923
Palakkad	04912505264	04912505189	8943341439
Malappuram	04832733253	04832737858	04832733252
Kozhikode	7594001442		
Wayanad	04936202343	04936202375	9072510900
Kannur	04972700194		
Kasargod	9061076590	9061079244	9061078026