



കേരള സർക്കാർ

COVID-19 OUTBREAK CONTROL AND PREVENTION STATE  
CELL HEALTH&FAMILY WELFARE DEPARTMENT  
Govt of Kerala  
[www.health.kerala.gov.in](http://www.health.kerala.gov.in)

[www.dhs.kerala.gov.in](http://www.dhs.kerala.gov.in)

[controlroomdhskerala@gmail.com](mailto:controlroomdhskerala@gmail.com)

**KeralaHEALTH-COVID-19 DAILY VACCINATION BULLETIN**

**Date: 06/10/2021**

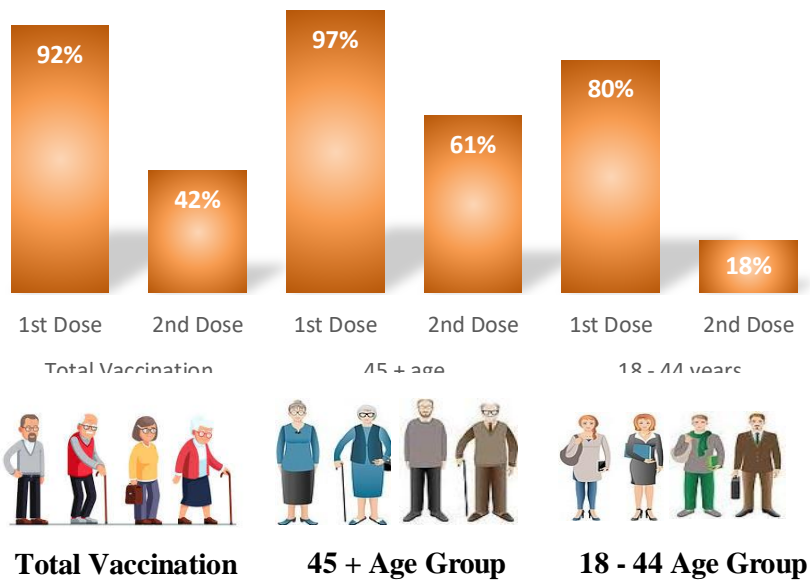
**OUR HEALTH OUR RESPONSIBILITY  
VACCINE ADVISORY**

- *People who are vaccinated with Covid Vaccine are reported to have reduced Covid related ICU admissions, serious disease and death.*
- *Early vaccination is useful to safeguard our life from this deadly disease.*
- *Vaccination sessions are planned as per the availability of vaccine. All are requested to cooperate.*
- *After receiving the first dose, second dose of Covishield vaccine is to be taken between 12–16 weeks and second dose of Covaxin between 4-6 weeks.*
- *Covid vaccination is currently available to all above the age of 18.*
- *Vaccination is available free of cost in all Government covid vaccination centers, and at a nominal rate (as per the GoI order F.No.2079203/2021/Immunization) in selected private Hospitals.*
- **ENSURE ALL YOUR ELIGIBLE FAMILY MEMBERS ARE PROTECTED BY RECEIVING ANY OF THE AVAILABLE COVID VACCINE.**
- **“BOTH COVAXIN AND COVISHIELD ARE EQUALLY EFFECTIVE AND SAFE”**
- **“BE FULLY PROTECTED – GET THE SECOND DOSE AT YOUR SCHEDULED TIME”**

## ANALYSIS

COVID-19 mass vaccinations are showing signs of preventing illness and steep decline in cases and hospital admissions in countries which done vaccination. Kerala started its vaccination for health care workers from January 16, 2021. The COVID-19 Vaccines Operational Guidelines issued by the Ministry of Health and Family Welfare, Govt. of India, 28th December 2020 and all subsequent Guidelines issued by Ministry of Health and Family Welfare, Govt of India are followed at the sites and all vaccination lanes

## Summary of COVID Vaccine Administered as on 06-10-2021 midnight

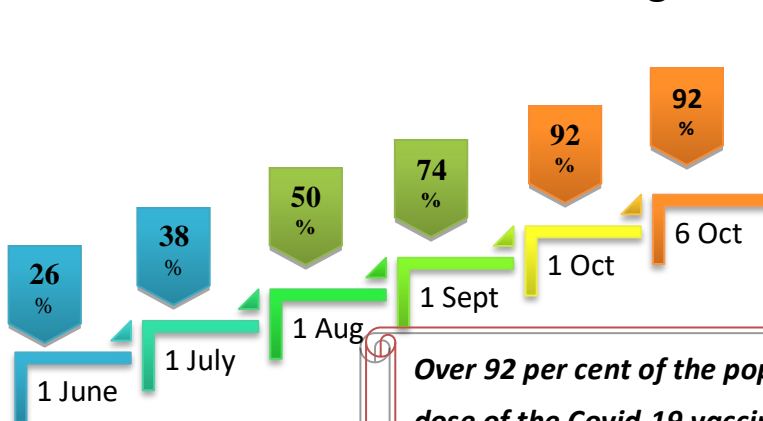


92% of eligible population vaccinated with a single dose till October 06

42% of eligible population vaccinated with double dose till October 06

State has vaccinated more than 97% of people aged more than 45 years with a single dose

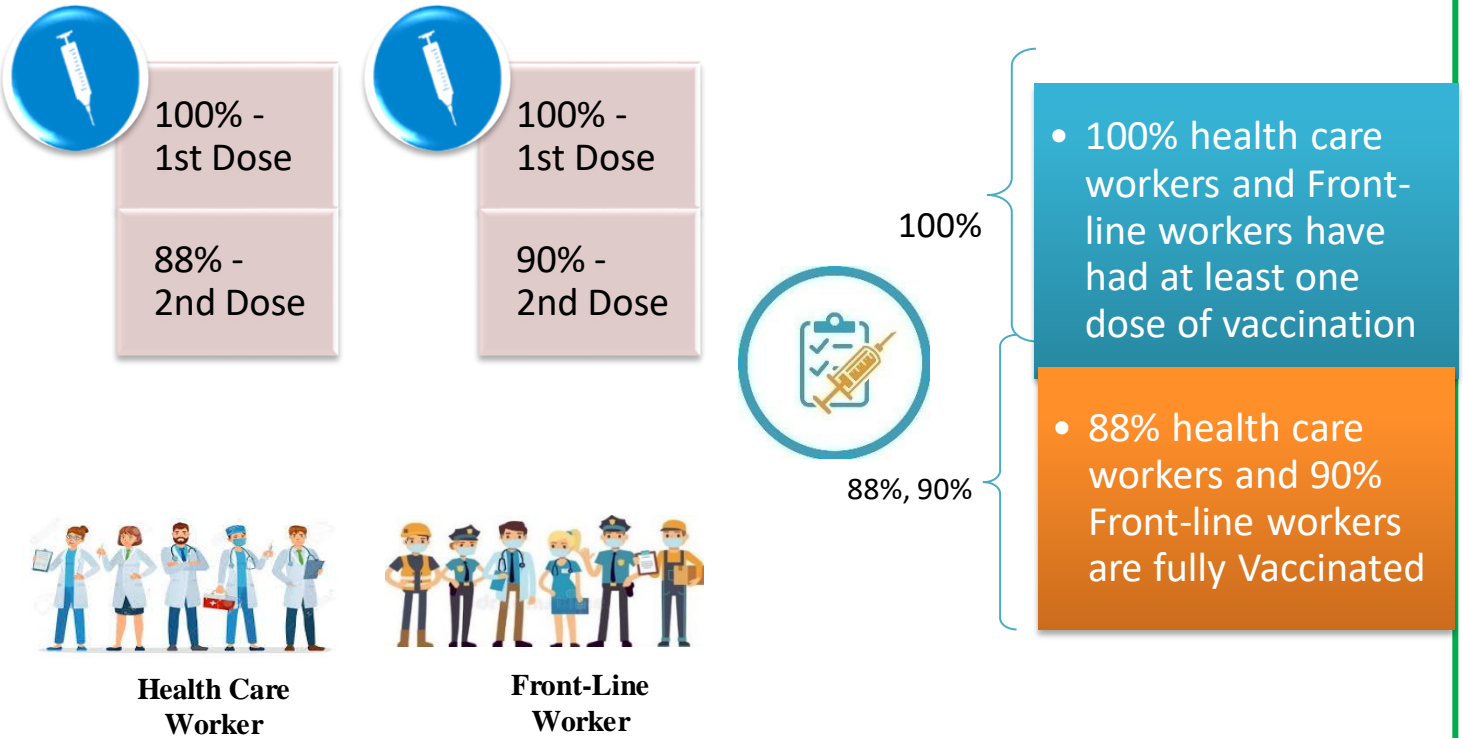
## Time Line of Vaccination Coverage



Kerala began administration of COVID 19 Vaccines on 16<sup>th</sup> January, 2021. As of 06<sup>th</sup> October 2021, Kerala has administered over 30 million doses overall, including first and second doses of vaccines.

**Over 92 per cent of the population in Kerala has been administered the first dose of the Covid-19 vaccine. The state has achieved the target within 263 days since the beginning of the vaccination drive on January 16.**

# Health Care Workers and Front-Line Workers Vaccinated



## Are You Vaccinated? You Still Need to Practice: SMS



- Even after vaccination, follow COVID appropriate behavior
- Practice Social Distancing and greet without physical contact
- Always wear clean face mask
- Wash your hands thoroughly and frequently or use hand sanitizer
- Follow the current COVID 19 guidelines to prevent further spread
- Stay Safe. Stay Strong. Get Vaccinated

Even After Getting Vaccinated Keep Taking Precautions to Protect Your Self



**GET VACCINATED**



**WASH YOUR HANDS**



**WEAR A MASK**



**KEEP YOUR DISTANCE**

# The Race Towards Full Vaccination - Weekly Trend

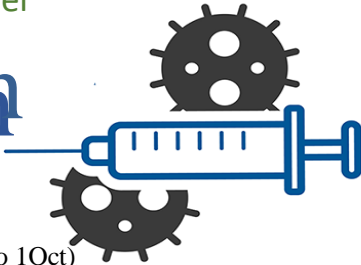
25 Sep – 1 Oct

Kerala Administered over

## 7.05 Lakh

COVID Vaccine Doses

in the last 7 days (11 sep to 1 Oct)  
in the last 7 days (25 sep to 1 Oct)

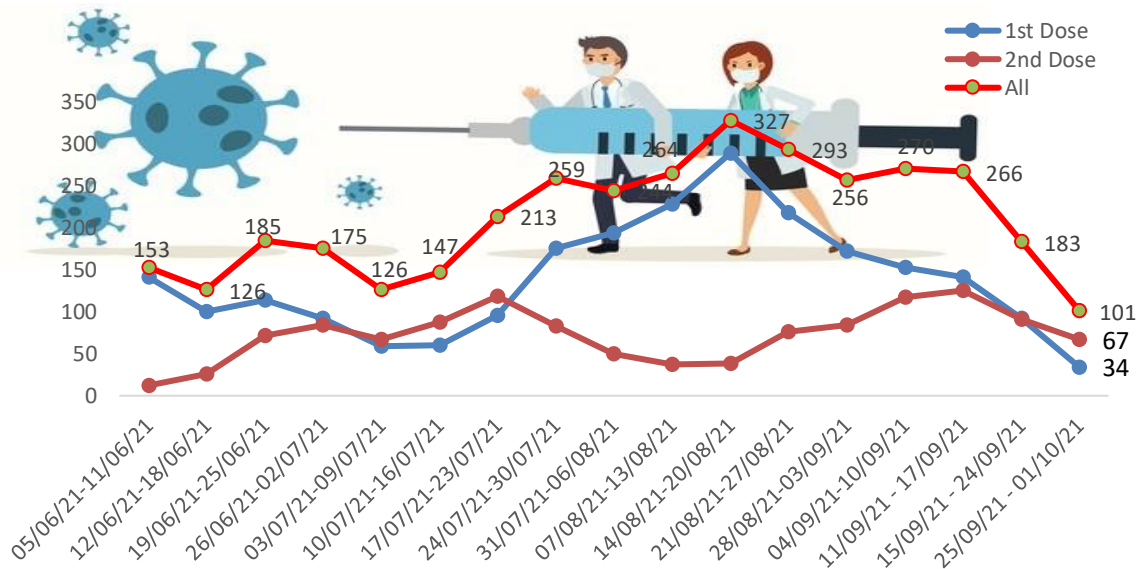


From September 25 to 1 October, on average

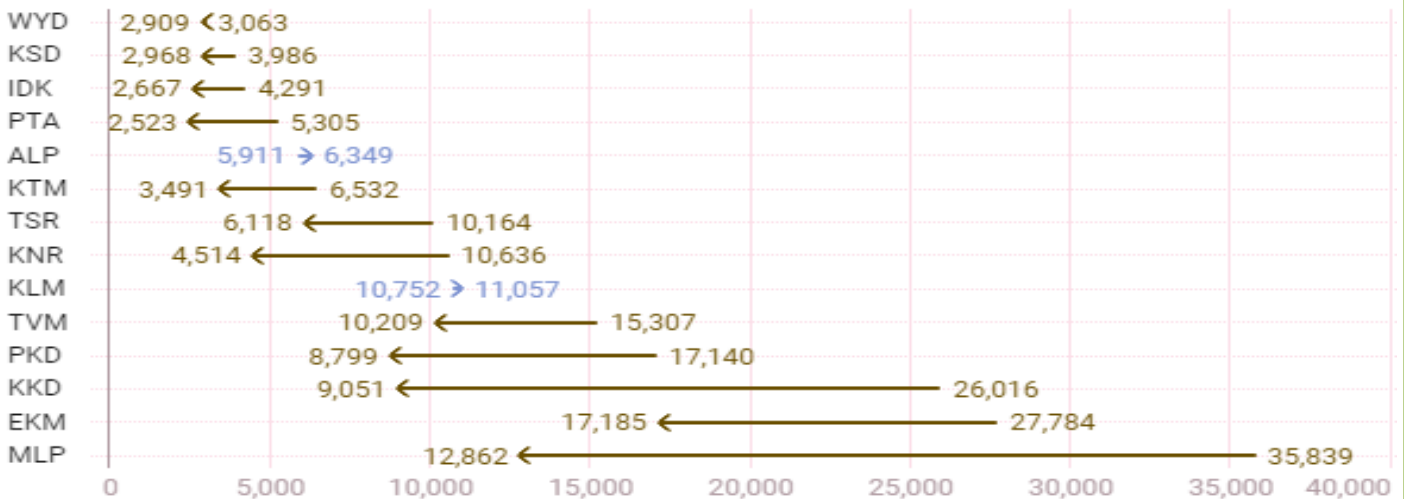
## 1.01 lakh doses

were administered daily.

Average Doses Administered Per day per week (in 1000)



Trend in average per day vaccination for the last two weeks



## Important Message to the Public

- a. *Infection or infection rate is only a part and disease manifestation of disease is to be monitored*
- b. *Fatality among vaccinated people is very less. Disease severity among vaccinated people is less.*
- c. *People with comorbidity should be careful. Once detected covid positive they should get admitted and do not stay at home.*
- d. *Death among non-vaccinated people, especially people with comorbidity is because of late arrival in hospitals*
- e. *Diabetes and Hypertension together is the most common cause of patient death if they arrive late.*
- f. *Vaccinated people, only if symptomatic are advised to consult Doctor.*
- g. *Non Vaccinated people, if symptomatic, may do RTPCR test*
- h. *Antigen testing is only for emergency purpose*
- i. *Non vaccinated people with co-morbidities to do testing by RTPCR and consult doctor*
- j. *Repeat RTPCR is not needed among the people who are detected COVID positive in the previous 2 months*
- k. *All young person detected positive and at home isolation should do glucose test*

TABLE1.Total Vaccination done in the State as on 06/10/2021 midnight

State Summary till			07/10/2021	at 12 AM		
District	Target	First Dose	Percentage *	Second Dose	Percentage *	Total Doses Administered
Alappuzha	1704179	1497571	84%	710208	40%	22,07,779
Ernakulam	2954098	2893065	100%	1463346	51%	43,56,411
Idukki	869082	847066	94%	399702	44%	12,46,768
Kannur	1913861	1862098	92%	800991	40%	26,63,089
Kasaragod	992363	894015	90%	455193	46%	13,49,208
Kollam	2093511	1922862	89%	887582	41%	28,10,444
Kottayam	1665546	1459484	88%	691863	42%	21,51,347
Kozhikode	2499523	2297273	94%	1006481	41%	33,03,754
Malappuram	2988358	2741809	94%	945300	32%	36,87,109
Palakkad	2140261	1946931	88%	756013	34%	27,02,944
Pathanamthitta	1045095	1035751	99.8%	584965	56%	16,20,716
Thiruvananthapuram	2675400	2540458	93%	1337369	49%	38,77,827
Thrissur	2545664	2264227	88%	1049108	41%	33,13,335
Wayanad	662842	651178	99%	356722	54%	10,07,900
<b>Grand Total</b>	<b>26749783</b>	<b>24853788</b>	<b>92%</b>	<b>11444843</b>	<b>42%</b>	<b>3,62,98,631</b>
	*Revised target population(> 18 years) as per MOHFW is 2.67 crores *As per letter from Additional Secretary MOHFW- D O No 2317579/2021/Imm dated 15/09/2021					

TABLE2.Covid-19 Vaccination Center Functional in the State as on 06/10/2021 midnight

<i>DISTRICTS</i>	Public	Private	Total
Alappuzha	87	11	98
Ernakulam	30	63	93
Idukki	33	8	41
Kannur	100	21	121
Kasaragod	46	55	101
Kollam	22	22	44
Kottayam	83	17	100
Kozhikode	190	31	221
Malappuram	70	10	80
Palakkad	61	11	72
Pathanamthitta	62	14	76
Thiruvananthapuram	20	23	43
Thrissur	117	33	150
Wayanad	56	1	57
<b>GrandTotal</b>	<b>977</b>	<b>320</b>	<b>1297</b>

TABLE3. Health Care Workers Coverage as on 06/10/2021 midnight

<i>DISTRICT</i>	<i>1<sup>ST</sup> DOSE</i>	<i>Percentage</i>	<i>2<sup>ND</sup> DOSE</i>	<i>Percentage Fully Vaccinated</i>
<b>Alappuzha</b>	29004	100%	26305	91%
<b>Ernakulam</b>	85534	100%	72495	85%
<b>Idukki</b>	13544	100%	12549	93%
<b>Kannur</b>	40374	100%	36399	90%
<b>Kasaragod</b>	11608	100%	10459	90%
<b>Kollam</b>	36023	100%	32377	90%
<b>Kottayam</b>	38692	100%	34728	90%
<b>Kozhikode</b>	52721	100%	45838	87%
<b>Malappuram</b>	44811	100%	40009	89%
<b>Palakkad</b>	34667	100%	30546	88%
<b>Pathanamthitta</b>	29325	100%	23972	82%
<b>Thiruvananthapuram</b>	73394	100%	63797	87%
<b>Thrissur</b>	51904	100%	47474	91%
<b>Wayanad</b>	13973	100%	12955	93%
<b>GrandTotal</b>	<b>555574</b>	<b>100%</b>	<b>489903</b>	<b>88%</b>

TABLE4. Front line workers Coverage as on 06/10/2021 midnight

<i>DISTRICT</i>	<i>1<sup>ST</sup> DOSE</i>	<i>Percentage</i>	<i>2<sup>nd</sup> DOSE</i>	<i>Percentage Fully Vaccinated</i>
<b>Alappuzha</b>	39102	100%	35483	91%
<b>Ernakulam</b>	54910	100%	48267	88%
<b>Idukki</b>	22982	100%	20390	89%
<b>Kannur</b>	41368	100%	39122	95%
<b>Kasaragod</b>	24609	100%	21750	88%
<b>Kollam</b>	42205	100%	36727	87%
<b>Kottayam</b>	32125	100%	29441	92%
<b>Kozhikode</b>	55251	100%	50040	91%
<b>Malappuram</b>	53898	100%	49387	92%
<b>Palakkad</b>	48083	100%	43733	91%
<b>Pathanamthitta</b>	25240	100%	21426	85%
<b>Thiruvananthapuram</b>	72939	100%	63374	87%
<b>Thrissur</b>	41895	100%	39438	94%
<b>Wayanad</b>	17017	100%	15695	92%
<b>GrandTotal</b>	<b>571624</b>	<b>100%</b>	<b>514273</b>	<b>90%</b>



TABLE5.Age-Appropriate Group (≥45Years) Coverage as on 06/10/2021 midnight

Age appropriate group (≥45years) Coverage as on 07/10/2021,12AM					
District	Target	1 <sup>st</sup> dose coverage	Percentage	2nd dose	Percentage Fully Vaccinated*
Alappuzha	960001	842714	90%	509842	54%
Ernakulam	1483234	1420763	100%	946743	67%
Idukki	431545	432722	100%	292449	68%
Kannur	965897	934099	98%	556925	58%
Kasaragod	435487	424517	100%	314719	74%
Kollam	1038759	1028282	96%	642577	60%
Kottayam	902961	811501	90%	484062	54%
Kozhikode	1185845	1146173	100%	684638	60%
Malappuram	1210980	1149007	100%	626595	55%
Palakkad	1051934	949657	95%	524012	53%
Pathanamthitta	584276	583425	99.79%	443550	76%
Thiruvananthapuram	1366301	1281038	96%	882609	66%
Thrissur	1271199	1212965	94%	732735	57%
Wayanad	301690	301304	100%	241596	80%
<b>GrandTotal</b>	<b>13190109</b>	<b>12518167</b>	<b>97%</b>	<b>7883052</b>	<b>61%</b>

\*Among those who took 1<sup>st</sup> Dose

TABLE6. Age-Appropriate Group (18-44 Years) Coverage as on 06/10/2021 midnight

18-44 years Coverage as on 07/10/21 at 12 AM					
District	Target	First Dose		2nd Dose Coverage	Percentage fully vaccinated*
		1st Dose Coverage	Percentage		
Alappuzha	744178	586751	69%	138578	16%
Ernakulam	1470864	1331858	99%	395841	29%
Idukki	437537	377818	80%	74314	16%
Kannur	947964	846257	80%	168545	16%
Kasaragod	556876	433281	76%	108265	19%
Kollam	1054752	816352	75%	175901	16%
Kottayam	762585	577166	76%	143632	19%
Kozhikode	1313678	1043128	80%	225965	17%
Malappuram	1777378	1494093	84%	229309	13%
Palakkad	1088327	914524	75%	157722	13%
Pathanamthitta	460819	397761	88%	96017	21%
Thiruvananthapuram	1309099	1113087	80%	327589	24%
Thrissur	1274465	957463	75%	229461	18%
Wayanad	361152	318884	89%	86476	24%
<b>GrandTotal</b>	<b>13559674</b>	<b>11208423</b>	<b>80%</b>	<b>2557615</b>	<b>18%</b>

\*Among those who have taken first dose



TABLE7.Achievement for the day 06/10/2021 midnight

<i>DISTRICT</i>	<i>1<sup>st</sup> Dose</i>	<i>2<sup>nd</sup> Dose</i>	<i>Total</i>
Alappuzha	822	3419	4241
Ernakulam	2065	7140	9205
Idukki	431	1036	1467
Kannur	1436	2832	4268
Kasaragod	895	2313	3208
Kollam	542	1612	2154
Kottayam	812	2735	3547
Kozhikode	2522	5527	8049
Malappuram	11347	10469	21816
Palakkad	3490	10215	13705
Pathanamthitta	723	3829	4552
Thiruvananthapuram	651	2027	2678
Thrissur	2046	6073	8119
Wayanad	854	4296	5150
<b>GrandTotal</b>	<b>28636</b>	<b>63523</b>	<b>92159</b>

\*\* Vaccine stock details couldn't be downloaded from e-VIN portal as the portal is down.

TABLE9.COVID Vaccination related sites

<a href="mailto:support@cowin.gov.in">support@cowin.gov.in</a> <a href="https://www.cowin.gov.in/home">https://www.cowin.gov.in/home</a> <a href="https://dashboard.kerala.gov.in/">https://dashboard.kerala.gov.in/</a> <a href="https://dhs.kerala.gov.in/https://aogyakeralam.gov.in/https://sha.kerala.gov.in/">https://dhs.kerala.gov.in/https://aogyakeralam.gov.in/https://sha.kerala.gov.in/</a>
---

*TABLE 10. COVID Vaccination related Helpline numbers*

<b>National/State/District</b>	<b>Line1</b>	<b>Line2</b>	<b>Line3</b>
National Helpline	1075	+91 1123978046	0120 4473222
Disha	1056	04712552056	
StateCallCenter	04712309251	04712309252	04712309255
Thiruvananthapuram	9188610100	1077	
Kollam	04742797609	8589015556	
Pathanamthitta	04682222515	04682228220	
Alappuzha	04772239999		
Kottayam	04812565200	04812304800	04812581900
Idukki	18004255640	04862232220	04862233118
Ernakulam	9072303861		
Thrissur	9400066921	9400066922	9400066923
Palakkad	04912505264	04912505189	8943341439
Malappuram	04832733253	04832737858	04832733252
Kozhikode	7594001442		
Wayanad	04936202343	04936202375	9072510900
Kannur	04972700194		
Kasargod	9061076590	9061079244	9061078026