



കേരള സർക്കാർ

**COVID-19 OUTBREAK CONTROL AND PREVENTION STATE
CELL HEALTH&FAMILY WELFARE DEPARTMENT
Govt of Kerala
www.health.kerala.gov.in**

www.dhs.kerala.gov.in

controlroomdhskerala@gmail.com

KeralaHEALTH-COVID-19 DAILY VACCINATION BULLETIN

Date: 07/10/2021

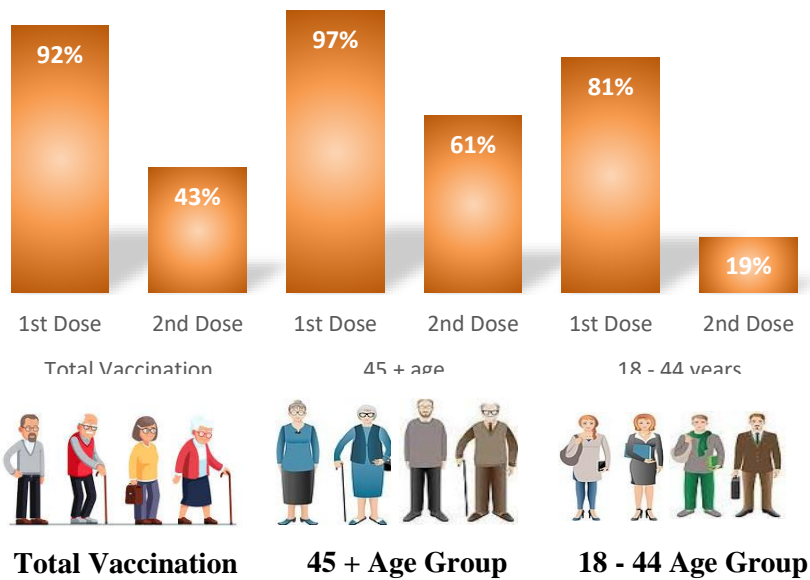
**OUR HEALTH OUR RESPONSIBILITY
VACCINE ADVISORY**

- *People who are vaccinated with Covid Vaccine are reported to have reduced Covid related ICU admissions, serious disease and death.*
- *Early vaccination is useful to safeguard our life from this deadly disease.*
- *Vaccination sessions are planned as per the availability of vaccine. All are requested to cooperate.*
- *After receiving the first dose, second dose of Covishield vaccine is to be taken between 12–16 weeks and second dose of Covaxin between 4-6 weeks.*
- *Covid vaccination is currently available to all above the age of 18.*
- *Vaccination is available free of cost in all Government covid vaccination centers, and at a nominal rate (as per the GoI order F.No.2079203/2021/Immunization) in selected private Hospitals.*
- **ENSURE ALL YOUR ELIGIBLE FAMILY MEMBERS ARE PROTECTED BY RECEIVING ANY OF THE AVAILABLE COVID VACCINE.**
- **“BOTH COVAXIN AND COVISHIELD ARE EQUALLY EFFECTIVE AND SAFE”**
- **“BE FULLY PROTECTED – GET THE SECOND DOSE AT YOUR SCHEDULED TIME”**

ANALYSIS

COVID-19 mass vaccinations are showing signs of preventing illness and steep decline in cases and hospital admissions in countries which done vaccination. Kerala started its vaccination for health care workers from January 16, 2021. The COVID-19 Vaccines Operational Guidelines issued by the Ministry of Health and Family Welfare, Govt. of India, 28th December 2020 and all subsequent Guidelines issued by Ministry of Health and Family Welfare, Govt of India are followed at the sites and all vaccination lanes

Summary of COVID Vaccine Administered as on 07-10-2021 midnight

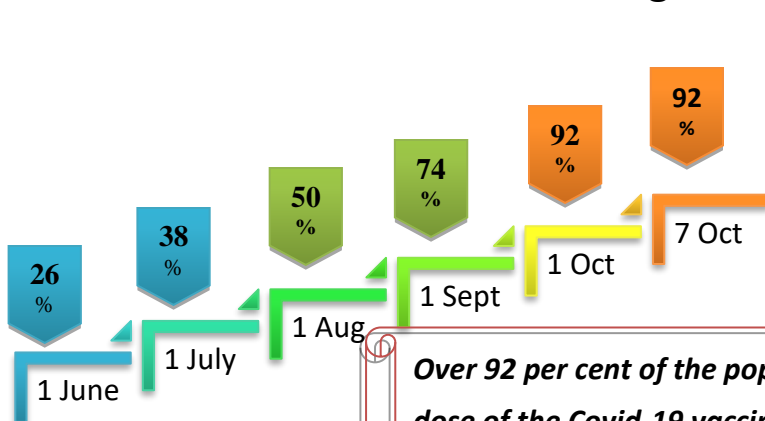


92% of eligible population vaccinated with a single dose till October 07

43% of eligible population vaccinated with double dose till October 07

State has vaccinated more than 97% of people aged more than 45 years with a single dose

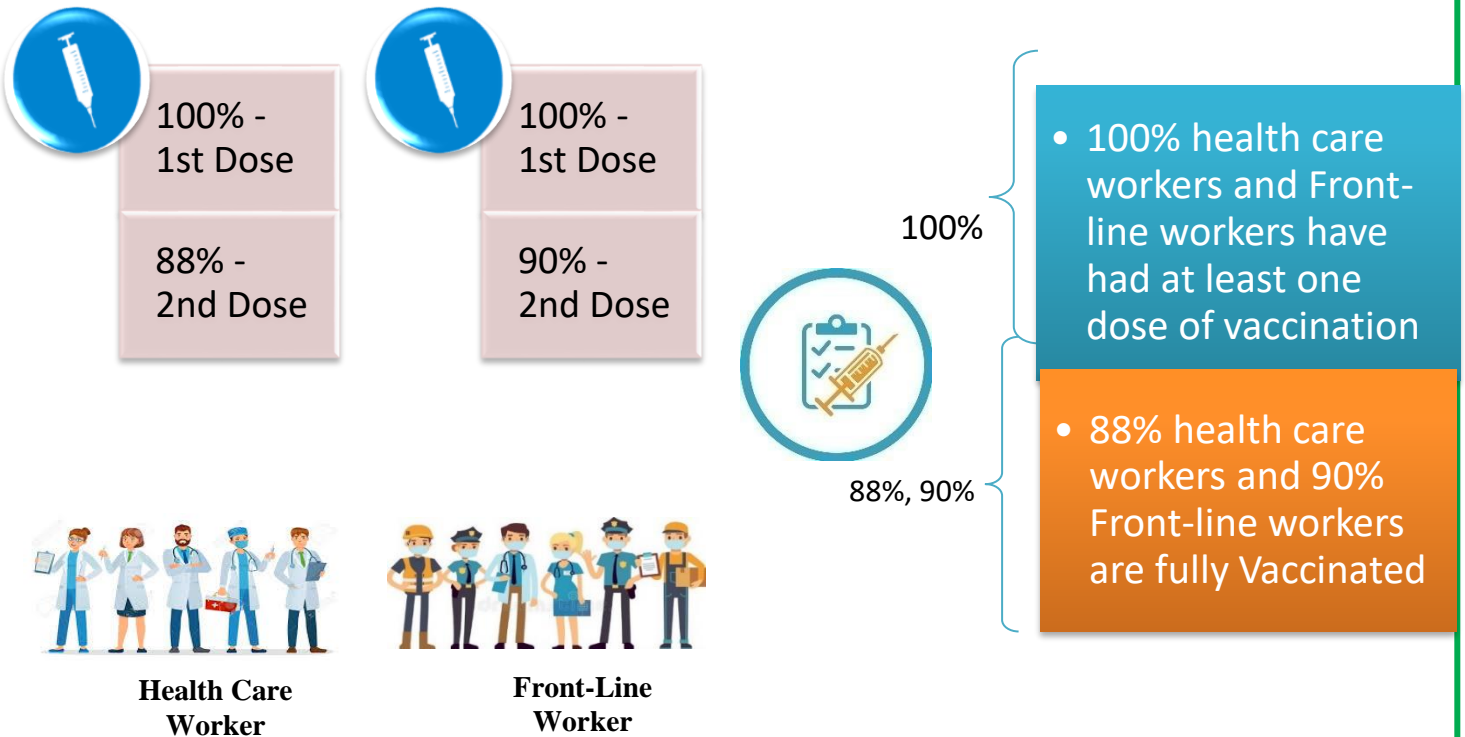
Time Line of Vaccination Coverage




Kerala began administration of COVID 19 Vaccines on 16th January, 2021. As of 07th October 2021, Kerala has administered over 30 million doses overall, including first and second doses of vaccines.

Over 92 per cent of the population in Kerala has been administered the first dose of the Covid-19 vaccine. The state has achieved the target within 264 days since the beginning of the vaccination drive on January 16.

Health Care Workers and Front-Line Workers Vaccinated



Are You Vaccinated? You Still Need to Practice: SMS



- Even after vaccination, follow COVID appropriate behavior
- Practice Social Distancing and greet without physical contact
- Always wear clean face mask
- Wash your hands thoroughly and frequently or use hand sanitizer
- Follow the current COVID 19 guidelines to prevent further spread
- Stay Safe. Stay Strong. Get Vaccinated

Even After Getting Vaccinated Keep Taking Precautions to Protect Your Self



GET VACCINATED



WASH YOUR HANDS



WEAR A MASK



KEEP YOUR DISTANCE

The Race Towards Full Vaccination - Weekly Trend

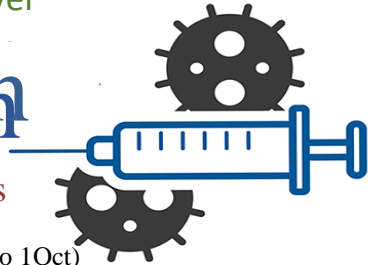
25 Sep – 1 Oct

Kerala Administered over

7.05 Lakh

COVID Vaccine Doses

in the last 7 days (11 sep to 1 Oct)
in the last 7 days (25 sep to 1 Oct)

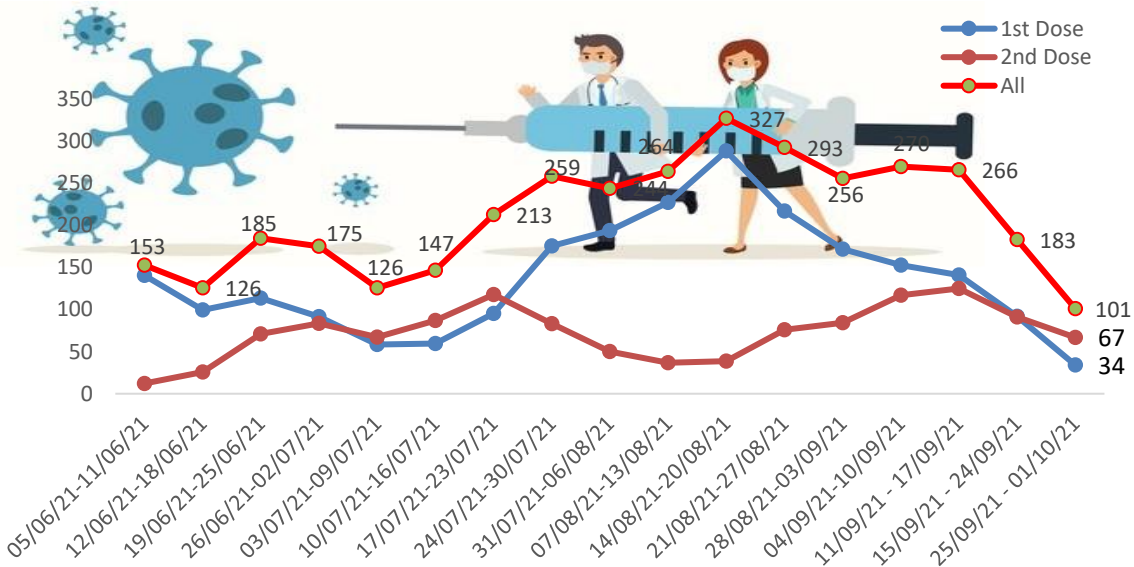


From September 25 to 1 October, on average

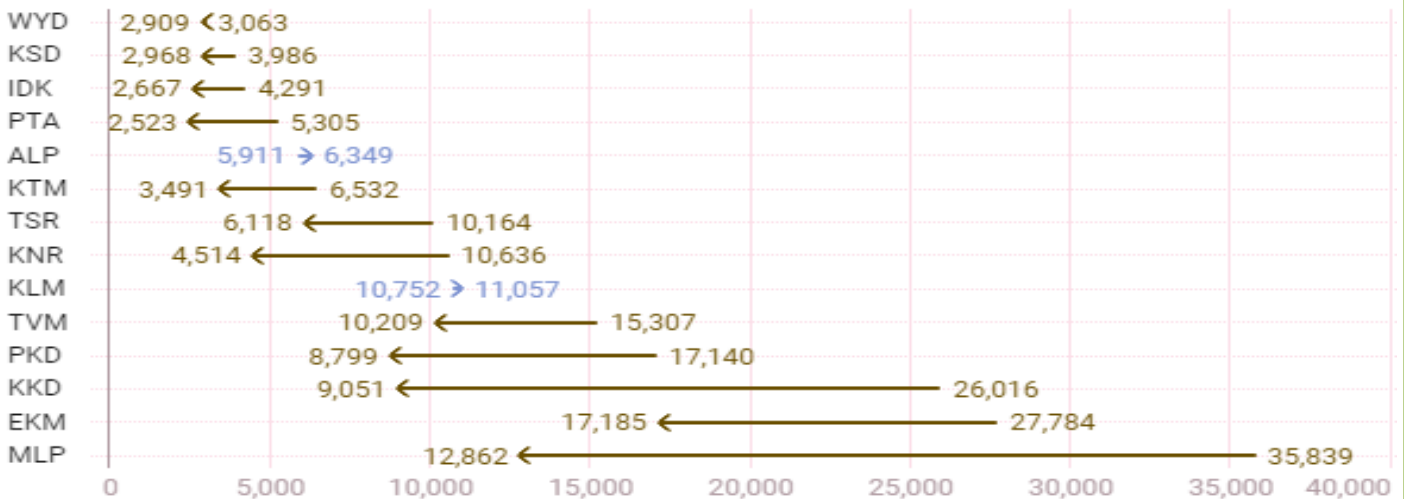
1.01 lakh doses

were administered daily.

Average Doses Administered Per day per week (in 1000)



Trend in average per day vaccination for the last two weeks



Important Message to the Public

- a. *Infection or infection rate is only a part and disease manifestation of disease is to be monitored*
- b. *Fatality among vaccinated people is very less. Disease severity among vaccinated people is less.*
- c. *People with comorbidity should be careful. Once detected covid positive they should get admitted and do not stay at home.*
- d. *Death among non-vaccinated people, especially people with comorbidity is because of late arrival in hospitals*
- e. *Diabetes and Hypertension together is the most common cause of patient death if they arrive late.*
- f. *Vaccinated people, only if symptomatic are advised to consult Doctor.*
- g. *Non Vaccinated people, if symptomatic, may do RTPCR test*
- h. *Antigen testing is only for emergency purpose*
- i. *Non vaccinated people with co-morbidities to do testing by RTPCR and consult doctor*
- j. *Repeat RTPCR is not needed among the people who are detected COVID positive in the previous 2 months*
- k. *All young person detected positive and at home isolation should do glucose test*

TABLE1.Total Vaccination done in the State as on 07/10/2021 midnight

State Summary till			08/10/2021	at 12 AM		
District	Target	First Dose	Percentage *	Second Dose	Percentage *	Total Doses Administered
Alappuzha	1704179	1498931	84%	716219	40%	22,15,150
Ernakulam	2954098	2897789	100%	1484091	51%	43,81,880
Idukki	869082	848021	94%	402637	45%	12,50,658
Kannur	1913861	1864525	93%	805059	40%	26,69,584
Kasaragod	992363	894775	90%	457393	46%	13,52,168
Kollam	2093511	1925534	89%	895828	41%	28,21,362
Kottayam	1665546	1460403	88%	696707	42%	21,57,110
Kozhikode	2499523	2300825	94%	1013174	41%	33,13,999
Malappuram	2988358	2752267	94%	954613	33%	37,06,880
Palakkad	2140261	1951830	88%	765849	35%	27,17,679
Pathanamthitta	1045095	1036616	99.8%	588372	57%	16,24,988
Thiruvananthapuram	2675400	2541777	93%	1348176	50%	38,89,953
Thrissur	2545664	2266127	89%	1057508	41%	33,23,635
Wayanad	662842	651933	99%	360223	55%	10,12,156
Grand Total	26749783	24891353	92%	11545849	43%	3,64,37,202
	*Revised target population(> 18 years) as per MOHFW is 2.67 crores *As per letter from Additional Secretary MOHFW- D O No 2317579/2021/Imm dated 15/09/2021					

TABLE2.Covid-19 Vaccination Center Functional in the State as on 07/10/2021 midnight

<i>DISTRICTS</i>	Public	Private	Total
Alappuzha	125	7	132
Ernakulam	136	58	194
Idukki	51	8	59
Kannur	100	21	121
Kasaragod	46	57	103
Kollam	130	30	160
Kottayam	83	15	98
Kozhikode	100	31	131
Malappuram	91	13	104
Palakkad	101	11	112
Pathanamthitta	62	14	76
Thiruvananthapuram	124	26	150
Thrissur	129	35	164
Wayanad	55	1	56
GrandTotal	1333	327	1660

TABLE3.Health Care Workers Coverage as on 07/10/2021 midnight

<i>DISTRICT</i>	<i>1ST DOSE</i>	<i>Percentage</i>	<i>2ND DOSE</i>	<i>Percentage Fully Vaccinated</i>
Alappuzha	29004	100%	26323	91%
Ernakulam	85534	100%	72580	85%
Idukki	13544	100%	12556	93%
Kannur	40375	100%	36422	90%
Kasaragod	11608	100%	10462	90%
Kollam	36023	100%	32408	90%
Kottayam	38692	100%	34750	90%
Kozhikode	52721	100%	45875	87%
Malappuram	44811	100%	40056	89%
Palakkad	34667	100%	30575	88%
Pathanamthitta	29325	100%	23993	82%
Thiruvananthapuram	73394	100%	63812	87%
Thrissur	51904	100%	47522	92%
Wayanad	13973	100%	12959	93%
GrandTotal	555575	100%	490293	88%

TABLE4.Front line workers Coverage as on 07/10/2021 midnight

<i>DISTRICT</i>	<i>1ST DOSE</i>	<i>Percentage</i>	<i>2nd DOSE</i>	<i>Percentage Fully Vaccinated</i>
Alappuzha	39103	100%	35509	91%
Ernakulam	54910	100%	48319	88%
Idukki	22982	100%	20408	89%
Kannur	41368	100%	39139	95%
Kasaragod	24609	100%	21760	88%
Kollam	42205	100%	36775	87%
Kottayam	32125	100%	29453	92%
Kozhikode	55251	100%	50075	91%
Malappuram	53898	100%	49442	92%
Palakkad	48083	100%	43767	91%
Pathanamthitta	25240	100%	21454	85%
Thiruvananthapuram	72940	100%	63388	87%
Thrissur	41895	100%	39460	94%
Wayanad	17017	100%	15705	92%
GrandTotal	571626	100%	514654	90%

TABLE5.Age-Appropriate Group (≥45Years) Coverage as on 07/10/2021 midnight

Age appropriate group (≥45years) Coverage as on 08/10/2021,12AM					
District	Target	1 st dose coverage	Percentage	2nd dose	Percentage Fully Vaccinated*
Alappuzha	960001	843169	90%	512313	55%
Ernakulam	1483234	1421979	100%	955866	67%
Idukki	431545	433013	100%	293610	68%
Kannur	965897	934772	98%	558448	58%
Kasaragod	435487	424626	100%	315428	74%
Kollam	1038759	1029133	96%	645945	60%
Kottayam	902961	811775	90%	485790	54%
Kozhikode	1185845	1147003	100%	687630	60%
Malappuram	1210980	1151152	100%	631034	55%
Palakkad	1051934	950791	95%	527997	53%
Pathanamthitta	584276	583694	99.84%	445072	76%
Thiruvananthapuram	1366301	1281540	96%	886336	67%
Thrissur	1271199	1213506	94%	735851	57%
Wayanad	301690	301459	100%	242380	80%
GrandTotal	13190109	12527612	97%	7923700	61%

*Among those who took 1st Dose

TABLE6. Age-Appropriate Group (18-44 Years) Coverage as on 07/10/2021 midnight

18-44 years Coverage as on 08/10/21 at 12 AM					
District	Target	First Dose		2nd Dose Coverage	Percentage fully vaccinated*
		1st Dose Coverage	Percentage		
Alappuzha	744178	587655	69%	142074	17%
Ernakulam	1470864	1335366	99%	407326	30%
Idukki	437537	378482	80%	76063	16%
Kannur	947964	848010	80%	171050	16%
Kasaragod	556876	433932	76%	109743	19%
Kollam	1054752	818173	75%	180700	17%
Kottayam	762585	577811	76%	146714	19%
Kozhikode	1313678	1045850	80%	229594	18%
Malappuram	1777378	1502406	85%	234081	13%
Palakkad	1088327	918289	76%	163510	13%
Pathanamthitta	460819	398357	88%	97853	22%
Thiruvananthapuram	1309099	1113903	80%	334640	24%
Thrissur	1274465	958822	75%	234675	18%
Wayanad	361152	319484	89%	89179	25%
GrandTotal	13559674	11236540	81%	2617202	19%

*Among those who have taken first dose

TABLE7.Achievement for the day 07/10/2021 midnight

<i>DISTRICT</i>	<i>1st Dose</i>	<i>2nd Dose</i>	<i>Total</i>
Alappuzha	1360	6006	7366
Ernakulam	4723	20723	25446
Idukki	948	2930	3878
Kannur	2424	4049	6473
Kasaragod	760	2195	2955
Kollam	2670	8244	10914
Kottayam	919	4844	5763
Kozhikode	3542	6662	10204
Malappuram	10377	9121	19498
Palakkad	4894	9816	14710
Pathanamthitta	860	3396	4256
Thiruvananthapuram	1319	10807	12126
Thrissur	1899	8388	10287
Wayanad	755	3499	4254
GrandTotal	37450	100680	138130

** Vaccine stock details couldn't be downloaded from e-VIN portal as the portal is down.

TABLE9.COVID Vaccination related sites

support@cowin.gov.in https://www.cowin.gov.in/home https://dashboard.kerala.gov.in/ https://dhs.kerala.gov.in/https://aogyakeralam.gov.in/https://sha.kerala.gov.in/

TABLE 10. COVID Vaccination related Helpline numbers

National/State/District	Line1	Line2	Line3
National Helpline	1075	+91 1123978046	0120 4473222
Disha	1056	04712552056	
StateCallCenter	04712309251	04712309252	04712309255
Thiruvananthapuram	9188610100	1077	
Kollam	04742797609	8589015556	
Pathanamthitta	04682222515	04682228220	
Alappuzha	04772239999		
Kottayam	04812565200	04812304800	04812581900
Idukki	18004255640	04862232220	04862233118
Ernakulam	9072303861		
Thrissur	9400066921	9400066922	9400066923
Palakkad	04912505264	04912505189	8943341439
Malappuram	04832733253	04832737858	04832733252
Kozhikode	7594001442		
Wayanad	04936202343	04936202375	9072510900
Kannur	04972700194		
Kasargod	9061076590	9061079244	9061078026