



കേരള സർക്കാർ

**COVID-19 OUTBREAK CONTROL AND PREVENTION STATE  
CELL HEALTH&FAMILY WELFARE DEPARTMENT  
Govt of Kerala  
[www.health.kerala.gov.in](http://www.health.kerala.gov.in)**

[www.dhs.kerala.gov.in](http://www.dhs.kerala.gov.in)

[controlroomdhskerala@gmail.com](mailto:controlroomdhskerala@gmail.com)

***Kerala*HEALTH-COVID-19 DAILY VACCINATION BULLETIN**

**Date: 08/10/2021**

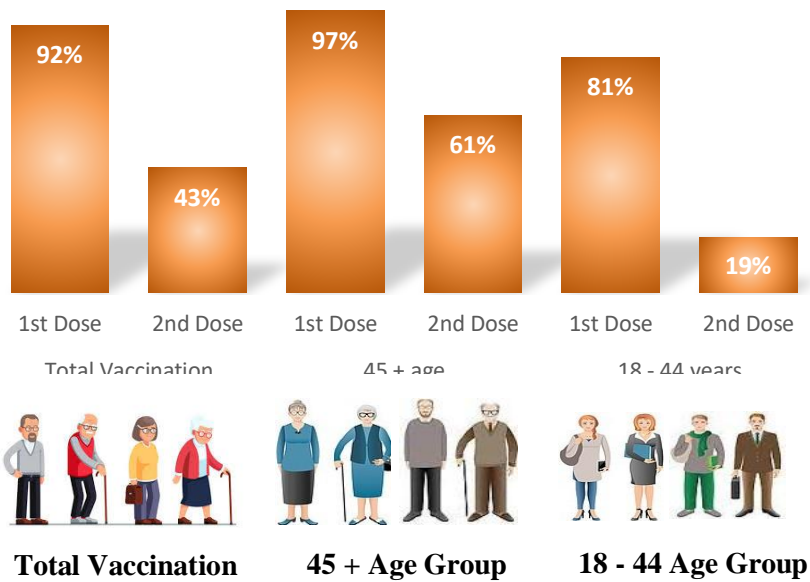
**OUR HEALTH OUR RESPONSIBILITY  
VACCINE ADVISORY**

- *People who are vaccinated with Covid Vaccine are reported to have reduced Covid related ICU admissions, serious disease and death.*
- *Early vaccination is useful to safeguard our life from this deadly disease.*
- *Vaccination sessions are planned as per the availability of vaccine. All are requested to cooperate.*
- *After receiving the first dose, second dose of Covishield vaccine is to be taken between 12–16 weeks and second dose of Covaxin between 4-6 weeks.*
- *Covid vaccination is currently available to all above the age of 18*
- *Vaccination is available free of cost in all Government covid vaccination centers, and at a nominal rate (as per the GoI order F.No.2079203/2021/Immunization) in selected private Hospitals.*
- ***ENSURE ALL YOUR ELIGIBLE FAMILY MEMBERS ARE PROTECTED BY RECEIVING ANY OF THE AVAILABLE COVID VACCINE.***
- ***“BOTH COVAXIN AND COVISHIELD ARE EQUALLY EFFECTIVE AND SAFE”***
- ***“BE FULLY PROTECTED – GET THE SECOND DOSE AT YOUR SCHEDULED TIME”***

## ANALYSIS

COVID-19 mass vaccinations are showing signs of preventing illness and steep decline in cases and hospital admissions in countries which done vaccination. Kerala started its vaccination for health care workers from January 16, 2021. The COVID-19 Vaccines Operational Guidelines issued by the Ministry of Health and Family Welfare, Govt. of India, 28th December 2020 and all subsequent Guidelines issued by Ministry of Health and Family Welfare, Govt of India are followed at the sites and all vaccination lanes

## Summary of COVID Vaccine Administered as on 08-10-2021 midnight

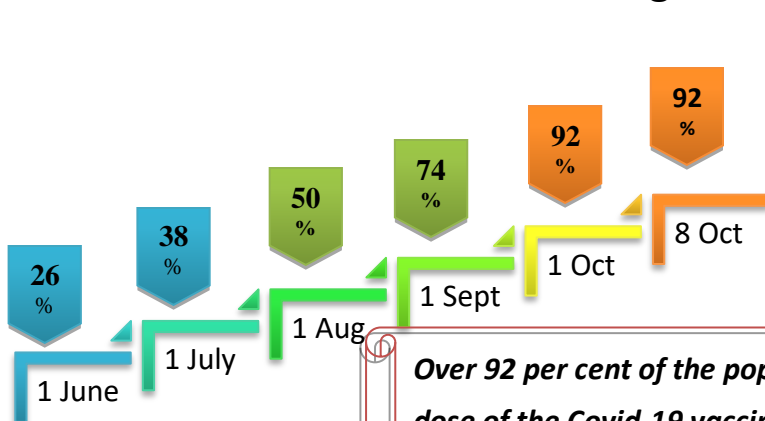


92% of eligible population vaccinated with a single dose till October 08

43% of eligible population vaccinated with double dose till October 08

State has vaccinated more than 97% of people aged more than 45 years with a single dose

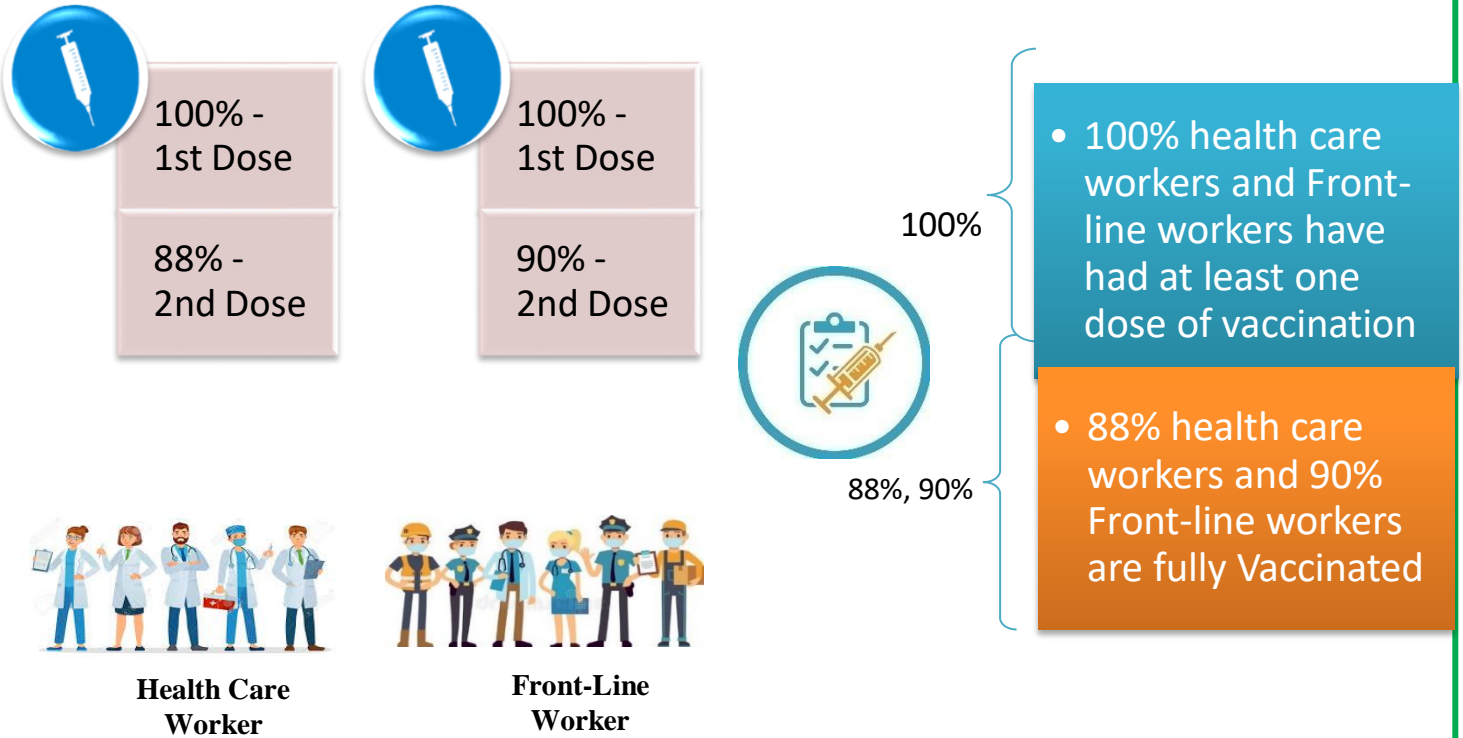
## Time Line of Vaccination Coverage



Kerala began administration of COVID 19 Vaccines on 16<sup>th</sup> January, 2021. As of 08<sup>th</sup> October 2021, Kerala has administered over 30 million doses overall, including first and second doses of vaccines.

**Over 92 per cent of the population in Kerala has been administered the first dose of the Covid-19 vaccine. The state has achieved the target within 265 days since the beginning of the vaccination drive on January 16.**

# Health Care Workers and Front-Line Workers Vaccinated



## Are You Vaccinated? You Still Need to Practice: SMS



- Even after vaccination, follow COVID appropriate behavior
- Practice Social Distancing and greet without physical contact
- Always wear clean face mask
- Wash your hands thoroughly and frequently or use hand sanitizer
- Follow the current COVID 19 guidelines to prevent further spread
- Stay Safe. Stay Strong. Get Vaccinated

Even After Getting Vaccinated Keep Taking Precautions to Protect Your Self



**GET VACCINATED**



**WASH YOUR HANDS**



**WEAR A MASK**



**KEEP YOUR DISTANCE**

# The Race Towards Full Vaccination - Weekly Trend

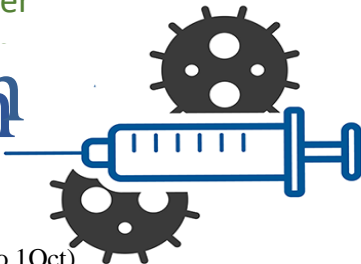
25 Sep – 1 Oct

Kerala Administered over

## 7.05 Lakh

COVID Vaccine Doses

in the last 7 days (11 sep to 1 Oct)  
in the last 7 days (25 sep to 1 Oct)

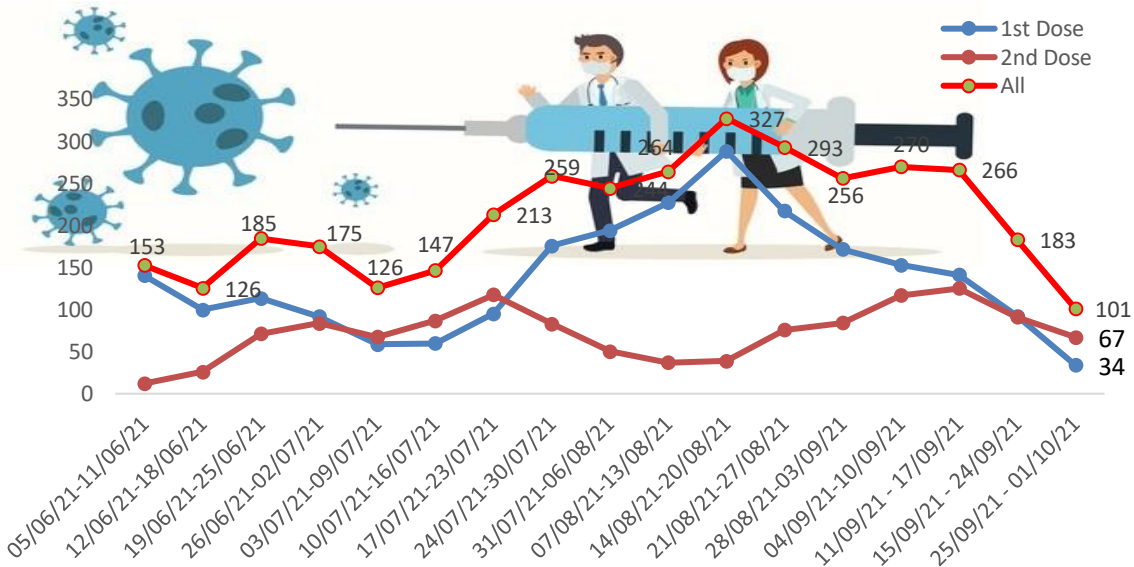


From September 25 to 1 October, on average

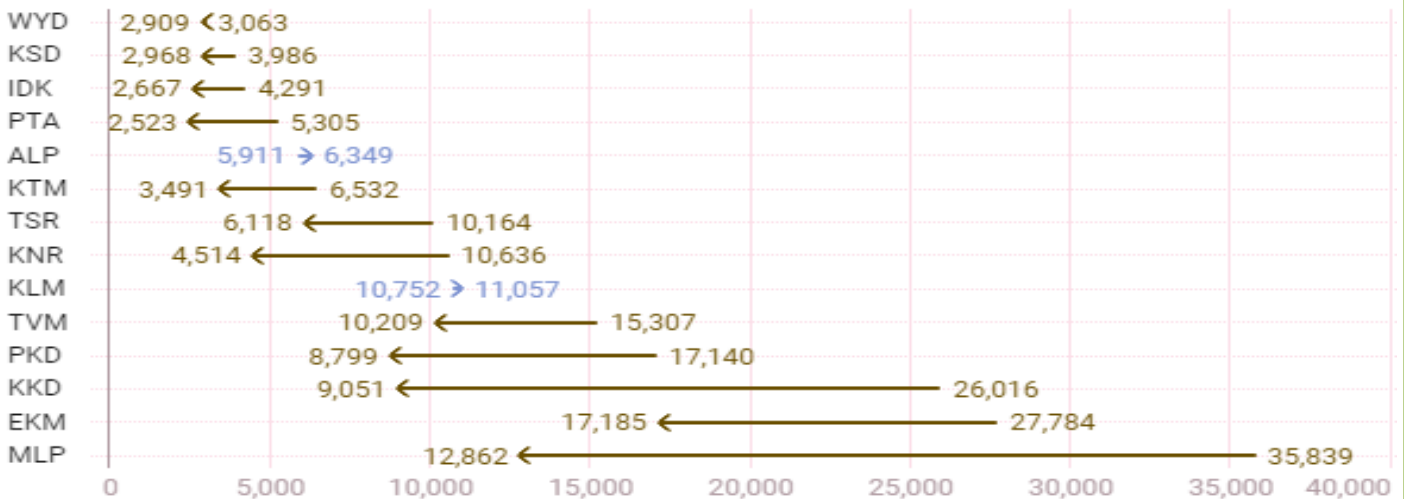
## 1.01 lakh doses

were administered daily.

Average Doses Administered Per day per week (in 1000)



Trend in average per day vaccination for the last two weeks



## Important Message to the Public

- a. *Infection or infection rate is only a part and disease manifestation of disease is to be monitored*
- b. *Fatality among vaccinated people is very less. Disease severity among vaccinated people is less.*
- c. *People with comorbidity should be careful. Once detected covid positive they should get admitted and do not stay at home.*
- d. *Death among non-vaccinated people, especially people with comorbidity is because of late arrival in hospitals*
- e. *Diabetes and Hypertension together is the most common cause of patient death if they arrive late.*
- f. *Vaccinated people, only if symptomatic are advised to consult Doctor.*
- g. *Non Vaccinated people, if symptomatic, may do RTPCR test*
- h. *Antigen testing is only for emergency purpose*
- i. *Non vaccinated people with co-morbidities to do testing by RTPCR and consult doctor*
- j. *Repeat RTPCR is not needed among the people who are detected COVID positive in the previous 2 months*
- k. *All young person detected positive and at home isolation should do glucose test*

TABLE1.Total Vaccination done in the State as on 08/10/2021 midnight

State Summary till			09/10/2021	at 12 AM		
District	Target	First Dose	Percentage *	Second Dose	Percentage *	Total Doses Administered
Alappuzha	1704179	1500244	84%	721565	40%	22,21,809
Ernakulam	2954098	2901695	100%	1498425	52%	44,00,120
Idukki	869082	849039	94%	404915	45%	12,53,954
Kannur	1913861	1866091	93%	807698	40%	26,73,789
Kasaragod	992363	895433	90%	459126	46%	13,54,559
Kollam	2093511	1927158	89%	900950	42%	28,28,108
Kottayam	1665546	1461517	88%	701292	42%	21,62,809
Kozhikode	2499523	2303574	94%	1018104	41%	33,21,678
Malappuram	2988358	2759569	94%	962210	33%	37,21,779
Palakkad	2140261	1955532	88%	773200	35%	27,28,732
Pathanamthitta	1045095	1037685	99.95%	591801	57%	16,29,486
Thiruvananthapuram	2675400	2545985	94%	1359775	50%	39,05,760
Thrissur	2545664	2268116	89%	1065532	42%	33,33,648
Wayanad	662842	652785	99%	363536	55%	10,16,321
<b>Grand Total</b>	<b>26749783</b>	<b>24924423</b>	<b>92%</b>	<b>11628129</b>	<b>43%</b>	<b>3,65,52,552</b>
	*Revised target population(> 18 years) as per MOHFW is 2.67 crores *As per letter from Additional Secretary MOHFW- D O No 2317579/2021/Imm dated 15/09/2021					

TABLE2.Covid-19 Vaccination Center Functional in the State as on 08/10/2021 midnight

<i>DISTRICTS</i>	Public	Private	Total
Alappuzha	118	7	125
Ernakulam	135	62	197
Idukki	59	8	67
Kannur	110	21	131
Kasaragod	95	7	102
Kollam	112	30	142
Kottayam	83	17	100
Kozhikode	97	31	128
Malappuram	87	11	98
Palakkad	103	13	116
Pathanamthitta	62	14	76
Thiruvananthapuram	123	30	153
Thrissur	128	32	160
Wayanad	55	3	58
<b>GrandTotal</b>	<b>1367</b>	<b>286</b>	<b>1653</b>

TABLE3. Health Care Workers Coverage as on 08/10/2021 midnight

<i>DISTRICT</i>	<i>1<sup>ST</sup> DOSE</i>	<i>Percentage</i>	<i>2<sup>ND</sup> DOSE</i>	<i>Percentage Fully Vaccinated</i>
<b>Alappuzha</b>	29004	100%	26338	91%
<b>Ernakulam</b>	85534	100%	72665	85%
<b>Idukki</b>	13545	100%	12568	93%
<b>Kannur</b>	40375	100%	36442	90%
<b>Kasaragod</b>	11608	100%	10464	90%
<b>Kollam</b>	36023	100%	32433	90%
<b>Kottayam</b>	38692	100%	34766	90%
<b>Kozhikode</b>	52721	100%	45910	87%
<b>Malappuram</b>	44814	100%	40160	90%
<b>Palakkad</b>	34667	100%	30598	88%
<b>Pathanamthitta</b>	29325	100%	24020	82%
<b>Thiruvananthapuram</b>	73394	100%	63888	87%
<b>Thrissur</b>	51904	100%	47553	92%
<b>Wayanad</b>	13973	100%	12967	93%
<b>GrandTotal</b>	<b>555579</b>	<b>100%</b>	<b>490772</b>	<b>88%</b>

TABLE4. Front line workers Coverage as on 08/10/2021 midnight

<i>DISTRICT</i>	<i>1<sup>ST</sup> DOSE</i>	<i>Percentage</i>	<i>2<sup>nd</sup> DOSE</i>	<i>Percentage Fully Vaccinated</i>
<b>Alappuzha</b>	39103	100%	35533	91%
<b>Ernakulam</b>	54910	100%	48352	88%
<b>Idukki</b>	22982	100%	20430	89%
<b>Kannur</b>	41368	100%	39142	95%
<b>Kasaragod</b>	24609	100%	21770	88%
<b>Kollam</b>	42206	100%	36806	87%
<b>Kottayam</b>	32125	100%	29469	92%
<b>Kozhikode</b>	55251	100%	50105	91%
<b>Malappuram</b>	53898	100%	49472	92%
<b>Palakkad</b>	48083	100%	43805	91%
<b>Pathanamthitta</b>	25240	100%	21472	85%
<b>Thiruvananthapuram</b>	72941	100%	63590	87%
<b>Thrissur</b>	41895	100%	39474	94%
<b>Wayanad</b>	17017	100%	15716	92%
<b>GrandTotal</b>	<b>571628</b>	<b>100%</b>	<b>515136</b>	<b>90%</b>



TABLE5.Age-Appropriate Group (≥45Years) Coverage as on 08/10/2021 midnight

Age appropriate group (≥45years) Coverage as on 09/10/2021,12AM					
District	Target	1 <sup>st</sup> dose coverage	Percentage	2nd dose	Percentage Fully Vaccinated*
Alappuzha	960001	843543	90%	514303	55%
Ernakulam	1483234	1422917	100%	961324	68%
Idukki	431545	433285	100%	294449	68%
Kannur	965897	935248	98%	559499	58%
Kasaragod	435487	424739	100%	315929	74%
Kollam	1038759	1029566	96%	647839	61%
Kottayam	902961	812085	90%	487232	54%
Kozhikode	1185845	1147626	100%	689864	60%
Malappuram	1210980	1152569	100%	633595	55%
Palakkad	1051934	951735	96%	531030	53%
Pathanamthitta	584276	584043	99.90%	446471	76%
Thiruvananthapuram	1366301	1282731	96%	893038	67%
Thrissur	1271199	1214117	95%	738116	57%
Wayanad	301690	301663	100%	243098	81%
<b>GrandTotal</b>	<b>13190109</b>	<b>12535867</b>	<b>97%</b>	<b>7955787</b>	<b>61%</b>

\*Among those who took 1<sup>st</sup> Dose

TABLE6. Age-Appropriate Group (18-44 Years) Coverage as on 08/10/2021 midnight

18-44 years Coverage as on 09/10/21 at 12 AM					
District	Target	First Dose		2nd Dose Coverage	Percentage fully vaccinated*
		1st Dose Coverage	Percentage		
Alappuzha	744178	588594	69%	145391	17%
Ernakulam	1470864	1338334	99%	416084	31%
Idukki	437537	379227	81%	77468	16%
Kannur	947964	849100	80%	172615	16%
Kasaragod	556876	434477	76%	110963	19%
Kollam	1054752	819363	75%	183872	17%
Kottayam	762585	578615	76%	149825	20%
Kozhikode	1313678	1047976	80%	232225	18%
Malappuram	1777378	1508288	85%	238983	13%
Palakkad	1088327	921047	76%	167767	14%
Pathanamthitta	460819	399077	88%	99838	22%
Thiruvananthapuram	1309099	1116919	80%	339259	24%
Thrissur	1274465	960200	75%	240389	19%
Wayanad	361152	320132	90%	91755	26%
<b>GrandTotal</b>	<b>13559674</b>	<b>11261349</b>	<b>81%</b>	<b>2666434</b>	<b>19%</b>

\*Among those who have taken first dose



TABLE7.Achievement for the day 08/10/2021 midnight

<i>DISTRICT</i>	<i>1<sup>st</sup> Dose</i>	<i>2<sup>nd</sup> Dose</i>	<i>Total</i>
Alappuzha	1313	5341	6654
Ernakulam	3904	14312	18216
Idukki	1018	2276	3294
Kannur	1543	2586	4129
Kasaragod	658	1726	2384
Kollam	1623	5118	6741
Kottayam	1114	4585	5699
Kozhikode	2737	4894	7631
Malappuram	7280	7538	14818
Palakkad	3698	7316	11014
Pathanamthitta	1043	3383	4426
Thiruvananthapuram	4205	11594	15799
Thrissur	1989	8016	10005
Wayanad	852	3312	4164
<b>GrandTotal</b>	<b>32977</b>	<b>81997</b>	<b>114974</b>

\*\* Vaccine stock details couldn't be downloaded from e-VIN portal as the portal is down.

TABLE9.COVID Vaccination related sites

<a href="mailto:support@cowin.gov.in">support@cowin.gov.in</a> <a href="https://www.cowin.gov.in/home">https://www.cowin.gov.in/home</a> <a href="https://dashboard.kerala.gov.in/">https://dashboard.kerala.gov.in/</a> <a href="https://dhs.kerala.gov.in/https://aogyakeralam.gov.in/https://sha.kerala.gov.in/">https://dhs.kerala.gov.in/https://aogyakeralam.gov.in/https://sha.kerala.gov.in/</a>
---

*TABLE 10. COVID Vaccination related Helpline numbers*

<b>National/State/District</b>	<b>Line1</b>	<b>Line2</b>	<b>Line3</b>
National Helpline	1075	+91 1123978046	0120 4473222
Disha	1056	04712552056	
StateCallCenter	04712309251	04712309252	04712309255
Thiruvananthapuram	9188610100	1077	
Kollam	04742797609	8589015556	
Pathanamthitta	04682222515	04682228220	
Alappuzha	04772239999		
Kottayam	04812565200	04812304800	04812581900
Idukki	18004255640	04862232220	04862233118
Ernakulam	9072303861		
Thrissur	9400066921	9400066922	9400066923
Palakkad	04912505264	04912505189	8943341439
Malappuram	04832733253	04832737858	04832733252
Kozhikode	7594001442		
Wayanad	04936202343	04936202375	9072510900
Kannur	04972700194		
Kasargod	9061076590	9061079244	9061078026