



കേരള സർക്കാർ

COVID-19 OUTBREAK CONTROL AND PREVENTION STATE CELL
HEALTH & FAMILY WELFARE DEPARTMENT
GovtofKerala
www.health.kerala.gov.in

www.dhs.kerala.gov.in

controlroomdhskerala@gmail.com

KeralaHEALTH-COVID-19 DAILY VACCINATION BULLETIN

Date:09/10/2021

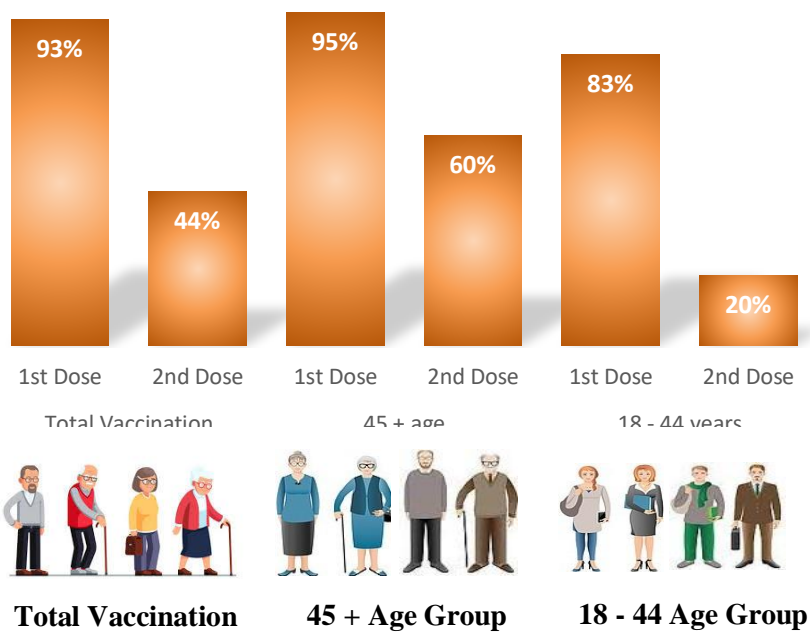
**OUR HEALTH OUR RESPONSIBILITY
VACCINE ADVISORY**

- *People who are vaccinated with Covid Vaccine are reported to have reduced Covid related ICU admissions, serious disease and death.*
- *Early vaccination is useful to safeguard our life from this deadly disease.*
- *Vaccination sessions are planned as per the availability of vaccine.All are requested to cooperate.*
- *After receiving the first dose,second dose of Covishield vaccine is to be taken between12–16weeks and second dose of Covaxin between 4-6weeks.*
- *Covid vaccination is currently available to all above the age of 18*
- *Vaccination is available free of cost in all Government covid vaccination centers, and at a nominal rate (as per the GoI order F.No.2079203/2021/Immunization) in selected private Hospitals.*
- **ENSURE ALL YOUR ELIGIBLE FAMILY MEMBERS ARE PROTECTED BY RECEIVING ANY OF THE AVAILABLE COVID VACCINE.**
- **“BOTH COVAXIN AND COVISHIELD ARE EQUALLY EFFECTIVE AND SAFE”**
- **“BE FULLY PROTECTED – GET THE SECOND DOSE AT YOUR SCHEDULED TIME”**

ANALYSIS

COVID-19 mass vaccinations are showing signs of preventing illness and steep decline in cases and hospital admissions in countries which done vaccination. Kerala started its vaccination for health care workers from January 16, 2021. The COVID-19 Vaccines Operational Guidelines issued by the Ministry of Health and Family Welfare, Govt. of India, 28th December 2020 and all subsequent Guidelines issued by Ministry of Health and Family Welfare, Govt of India are followed at the sites and all vaccination lanes

Summary of COVID Vaccine Administered as on 09-10-2021 midnight

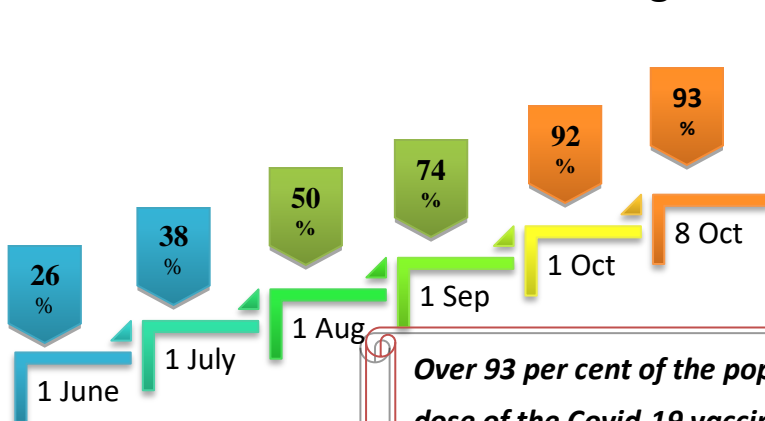


93% of eligible population vaccinated with a single dose till October 09

44% of eligible population vaccinated with double dose till October 09

State has vaccinated more than **95%** of people aged more than 45 years with a single dose

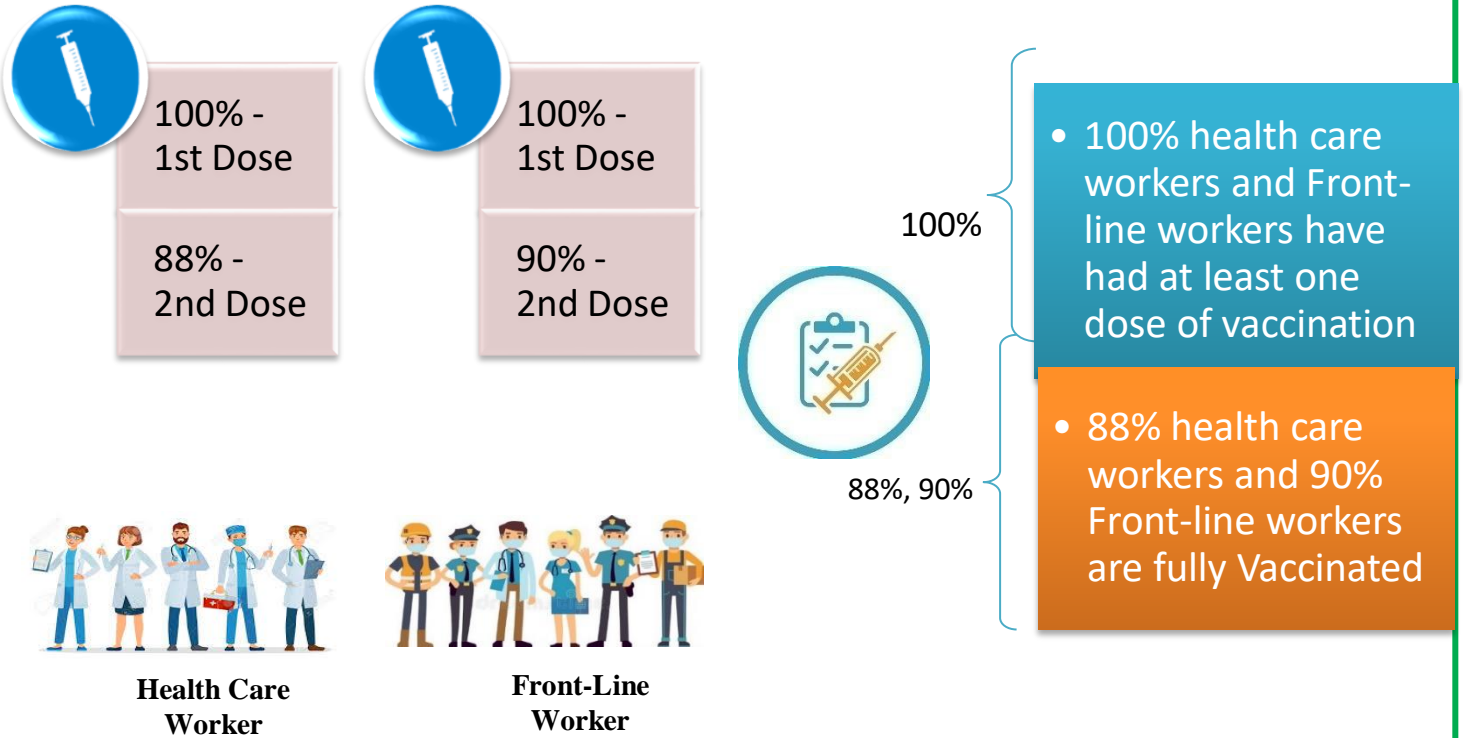
Time Line of Vaccination Coverage



Kerala began administration of COVID 19 Vaccines on 16th January, 2021. As of 09th October 2021, Kerala has administered over 30 million doses overall, including first and second doses of vaccines.

Over 93 per cent of the population in Kerala has been administered the first dose of the Covid-19 vaccine. The state has achieved the target within 266 days since the beginning of the vaccination drive on January 16.

Health Care Workers and Front-Line Workers Vaccinated



Are You Vaccinated? You Still Need to Practice: SMS



- Even after vaccination, follow COVID appropriate behavior
- Practice Social Distancing and greet without physical contact
- Always wear clean face mask
- Wash your hands thoroughly and frequently or use hand sanitizer
- Follow the current COVID 19 guidelines to prevent further spread
- Stay Safe. Stay Strong. Get Vaccinated

Even After Getting Vaccinated Keep Taking Precautions to Protect Your Self



GET VACCINATED



WASH YOUR HANDS



WEAR A MASK



KEEP YOUR DISTANCE

The Race Towards Full Vaccination - Weekly Trend

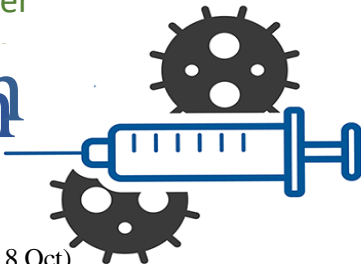
20Oct – 8 Oct

Kerala Administered over

6.85 Lakh

COVID Vaccine Doses

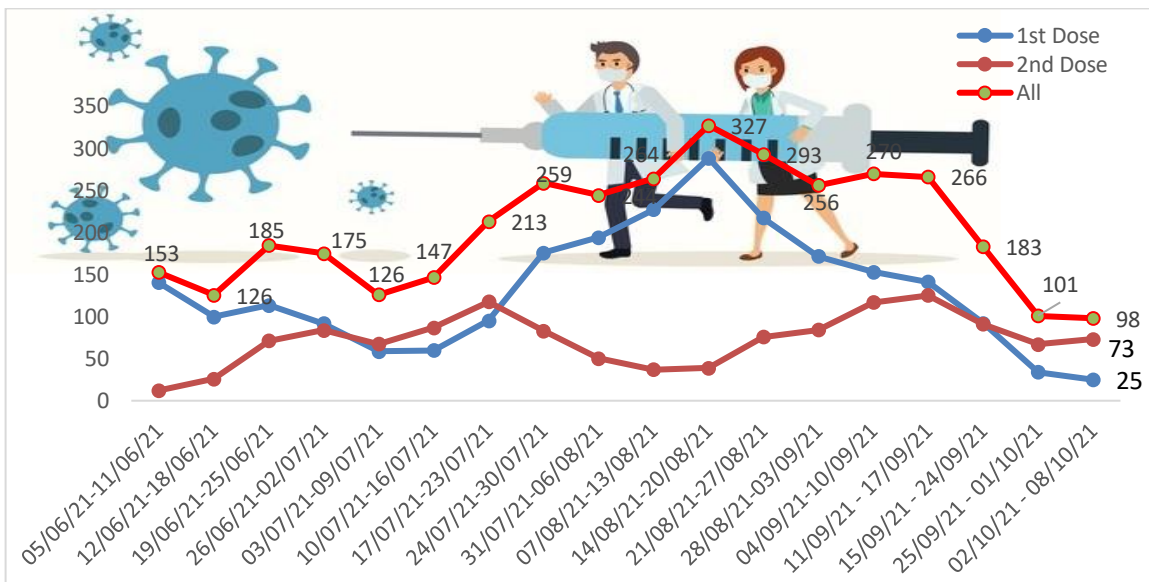
in the last 7 days (2 Oct to 8 Oct)
in the last 7 days (2 Oct to 8 Oct)



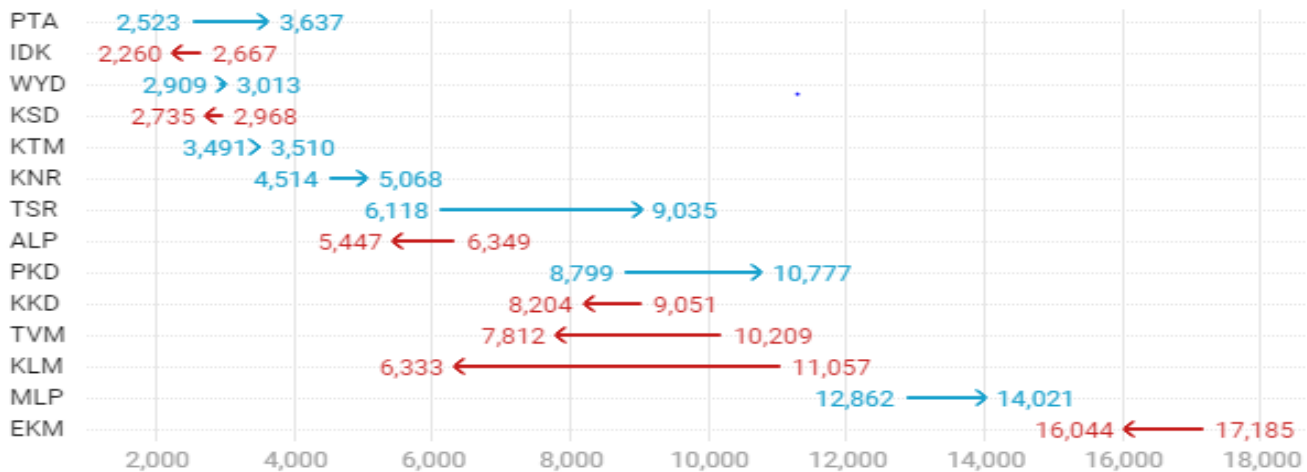
From October 2nd to October 8th, on average

0.98 lakh doses were administered daily.

Average Doses Administered Per day per week (in 1000)



Trend in average per day vaccination for the last two weeks



Important Message to the Public

- a. *Infection or infection rate is only a part and disease manifestation of disease is to be monitored*
- b. *Fatality among vaccinated people is very less. Disease severity among vaccinated people is less.*
- c. *People with comorbidity should be careful. Once detected covid positive they should get admitted and do not stay at home.*
- d. *Death among non-vaccinated people, especially people with comorbidity is because of late arrival in hospitals*
- e. *Diabetes and Hypertension together is the most common cause of patient death if they arrive late.*
- f. *Vaccinated people, only if symptomatic are advised to consult Doctor.*
- g. *Non Vaccinated people, if symptomatic, may do RTPCR test*
- h. *Antigen testing is only for emergency purpose*
- i. *Non vaccinated people with co-morbidities to do testing by RTPCR and consult doctor*
- j. *Repeat RTPCR is not needed among the people who are detected COVID positive in the previous 2 months*
- k. *All young person detected positive and at home isolation should do glucose test*

TABLE1.Total Vaccination done in the State as on 09/10/2021 midnight

State Summary till			10/10/2021	at 12 AM		
District	Target	First Dose	Percentage *	Second Dose	Percentage *	Total Doses Administered
Alappuzha	1704179	1501135	88%	726043	43%	2,227,178
Ernakulam	2954098	2903828	98%	1505466	51%	4,409,294
Idukki	869082	849664	98%	406189	47%	1,255,853
Kannur	1913861	1866424	98%	808667	42%	2,675,091
Kasaragod	992363	896272	90%	460603	46%	1,356,875
Kollam	2093511	1927559	92%	902341	43%	2,829,900
Kottayam	1665546	1462203	88%	704308	42%	2,166,511
Kozhikode	2499523	2304754	92%	1020863	41%	3,325,617
Malappuram	2988358	2761702	92%	964699	32%	3,726,401
Palakkad	2140261	1956867	91%	777334	36%	2,734,201
Pathanamthitta	1036488	1038500	100%	594482	57%	1,632,982
Thiruvananthapuram	2675400	2547258	95%	1363258	51%	3,910,516
Thrissur	2545664	2268606	89%	1068916	42%	3,337,522
Wayanad	659698	652869	99%	364358	55%	1,017,227
Grand Total	26738032	24937641	93%	11667527	44%	36,605,168
*Revised target population(> 18 years) as per MOHFW is 2.67 crores *As per letter from Additional Secretary MOHFW- D O No 2317579/2021/Imm dated 15/09/2021						

TABLE2.Covid-19VaccinationCenterFunctionalintheStateason09/10/2021midnight

<i>DISTRICTS</i>	Public	Private	Total
Alappuzha	113	8	121
Ernakulam	18	54	72
Idukki	28	11	39
Kannur	18	21	39
Kasaragod	64	6	70
Kollam	9	29	38
Kottayam	20	18	38
Kozhikode	23	31	54
Malappuram	35	12	47
Palakkad	79	13	92
Pathanamthitta	62	14	76
Thiruvananthapuram	22	30	52
Thrissur	26	36	62
Wayanad	61	2	63
GrandTotal	578	285	863

TABLE3.HealthCareWorkersCoverageason09/10/2021midnight

<i>DISTRICT</i>	<i>1ST DOSE</i>	<i>Percentage</i>	<i>2ND DOSE</i>	<i>Percentage Fully Vaccinated</i>
Alappuzha	29004	100%	26353	91%
Ernakulam	85535	100%	72687	85%
Idukki	13545	100%	12574	93%
Kannur	40375	100%	36447	90%
Kasaragod	11608	100%	10466	90%
Kollam	36023	100%	32438	90%
Kottayam	38692	100%	34783	90%
Kozhikode	52721	100%	45932	87%
Malappuram	44815	100%	40186	90%
Palakkad	34667	100%	30614	88%
Pathanamthitta	29325	100%	24033	82%
Thiruvananthapuram	73396	100%	63911	87%
Thrissur	51904	100%	47574	92%
Wayanad	13973	100%	12970	93%
GrandTotal	555583	100%	490968	88%

TABLE4.Frontlineworkers Coverageason09/10/2021midnight

<i>DISTRICT</i>	<i>1ST DOSE</i>	<i>Percentage</i>	<i>2nd DOSE</i>	<i>Percentage Fully Vaccinated</i>
Alappuzha	39103	100%	35552	91%
Ernakulam	54910	100%	48377	88%
Idukki	22982	100%	20439	89%
Kannur	41368	100%	39144	95%
Kasaragod	24609	100%	21773	88%
Kollam	42206	100%	36824	87%
Kottayam	32125	100%	29489	92%
Kozhikode	55251	100%	50120	91%
Malappuram	53899	100%	49495	92%
Palakkad	48083	100%	43823	91%
Pathanamthitta	25240	100%	21508	85%
Thiruvananthapuram	72941	100%	63634	87%
Thrissur	41896	100%	39482	94%
Wayanad	17017	100%	15721	92%
GrandTotal	571630	100%	515381	90%

TABLE5.Age-AppropriateGroup(≥45Years)Coverageason09/10/2021midnight

Ageappropriate group(≥45years)Coverageason10/10/2021,12AM					
District	Target	1 st dose coverage	Percentage	2nd dose	Percentage Fully Vaccinated*
Alappuzha	960001	843811	88%	515707	54%
Ernakulam	1483234	1423325	96%	963432	65%
Idukki	431545	433437	100%	294875	68%
Kannur	965897	935331	97%	559806	58%
Kasaragod	435487	424908	98%	316356	73%
Kollam	1038759	1029684	99%	648224	62%
Kottayam	902961	812259	90%	487894	54%
Kozhikode	1185845	1147870	97%	690669	58%
Malappuram	1210980	1152990	95%	634438	52%
Palakkad	1051934	952086	91%	532355	51%
Pathanamthitta	575669	584256	101%	447297	78%
Thiruvananthapuram	1366301	1283037	94%	894135	65%
Thrissur	1271199	1214264	96%	738953	58%
Wayanad	298546	301669	101%	243201	81%
GrandTotal	13178358	12538927	95%	7967342	60%

*Amongthosewhotook1stDose

TABLE6.Age-AppropriateGroup(18-44Years)Coverageason09/10/2021midnight

18-44yearsCoverage as on09/10/21 at12 AM					
District	Target	First Dose		2nd Dose Coverage	Percentage fully vaccinated*
		1st Dose Coverage	Percentage		
Alappuzha	744178	589217	79%	148431	20%
Ernakulam	1470864	1340058	91%	420970	29%
Idukki	437537	379700	87%	78301	18%
Kannur	947964	849350	90%	173270	18%
Kasaragod	556876	435147	78%	112008	20%
Kollam	1054752	819646	78%	184855	18%
Kottayam	762585	579127	76%	152142	20%
Kozhikode	1313678	1048912	80%	234142	18%
Malappuram	1777378	1509998	85%	240580	14%
Palakkad	1088327	922031	85%	170542	16%
Pathanamthitta	460819	399679	87%	101644	22%
Thiruvananthapuram	1309099	1117884	85%	341578	26%
Thrissur	1274465	960542	75%	242907	19%
Wayanad	361152	320210	89%	92466	26%
Grand Total	13559674	11271501	83%	2693836	20%

*Amongthosewhohavetakenfirstdose

TABLE7.Achievement for the day09/10/2021midnight

<i>DISTRICT</i>	<i>1st Dose</i>	<i>2nd Dose</i>	<i>Total</i>
Alappuzha	891	4472	5363
Ernakulam	2108	6939	9047
Idukki	615	1236	1851
Kannur	332	960	1292
Kasaragod	755	1461	2216
Kollam	394	1371	1765
Kottayam	686	3015	3701
Kozhikode	1177	2751	3928
Malappuram	2101	2437	4538
Palakkad	1327	4104	5431
Pathanamthitta	783	2648	3431
Thiruvananthapuram	1273	3483	4756
Thrissur	490	3381	3871
Wayanad	84	819	903
GrandTotal	13016	39077	52093

** Vaccine stock details couldn't be downloaded from e-VIN portal as the portal is down.

TABLE9.COVIDVaccinationrelatedsites

support@cowin.gov.in https://www.cowin.gov.in/home https://dashboard.kerala.gov.in/ https://dhs.kerala.gov.in/https://aogyakeralam.gov.in/https://sha.kerala.gov.in/

TABLE 10. COVID Vaccination related Helpline numbers

National/State/District	Line1	Line2	Line3
National Helpline	1075	+91 1123978046	0120 4473222
Disha	1056	04712552056	
StateCallCenter	04712309251	04712309252	04712309255
Thiruvananthapuram	9188610100	1077	
Kollam	04742797609	8589015556	
Pathanamthitta	04682222515	04682228220	
Alappuzha	04772239999		
Kottayam	04812565200	04812304800	04812581900
Idukki	18004255640	04862232220	04862233118
Ernakulam	9072303861		
Thrissur	9400066921	9400066922	9400066923
Palakkad	04912505264	04912505189	8943341439
Malappuram	04832733253	04832737858	04832733252
Kozhikode	7594001442		
Wayanad	04936202343	04936202375	9072510900
Kannur	04972700194		
Kasargod	9061076590	9061079244	9061078026