



COVID-  
19 OUTBREAK CONTROL AND PREVENTION STATE CELL HEALTH & FAMILY WELFARE DEPARTMENT  
Govt of Kerala

[www.dhs.kerala.gov.in](http://www.dhs.kerala.gov.in)

[controlroomdhskerala@gmail.com](mailto:controlroomdhskerala@gmail.com)

**Kerala HEALTH-COVID-19 DAILY VACCINATION BULLETIN**

**Date: 11/10/2021**

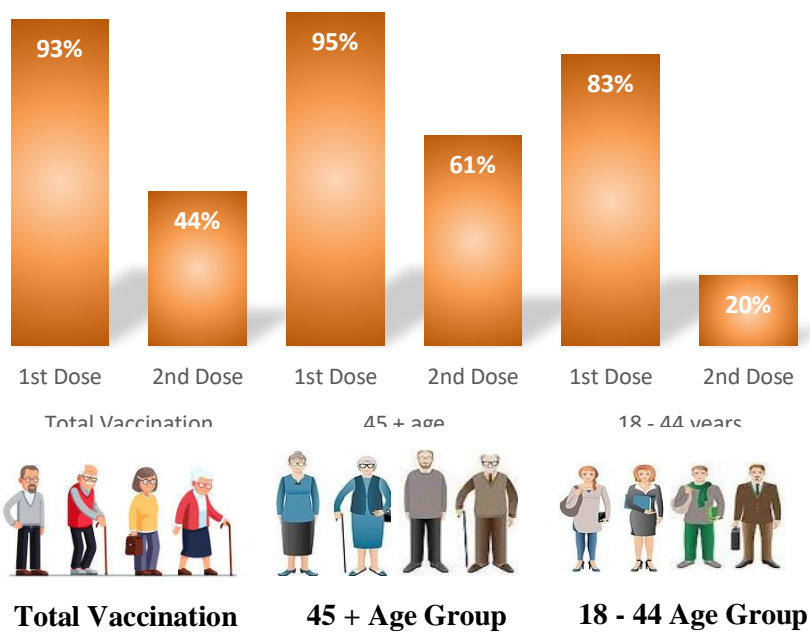
**OUR HEALTH OUR RESPONSIBILITY  
VACCINE ADVISORY**

- *People who are vaccinated with Covid Vaccine are reported to have reduced Covid related ICU admissions, serious disease and death.*
- *Early vaccination is useful to safeguard our life from this deadly disease.*
- *Vaccination sessions are planned as per the availability of vaccine. All are requested to cooperate.*
- *After receiving the first dose, second dose of Covishield vaccine is to be taken between 12–16 weeks and second dose of Covaxin between 4-6 weeks.*
- *Covid vaccination is currently available to all above the age of 18*
- *Vaccination is available free of cost in all Government covid vaccination centers, and at a nominal rate (as per the GoI order F.No.2079203/2021/Immunization) in selected private Hospitals.*
- **ENSURE ALL YOUR ELIGIBLE FAMILY MEMBERS ARE PROTECTED BY RECEIVING ANY OF THE AVAILABLE COVID VACCINE.**
- **“BOTH COVAXIN AND COVISHIELD ARE EQUALLY EFFECTIVE AND SAFE”**
- **“BE FULLY PROTECTED – GET THE SECOND DOSE AT YOUR SCHEDULED TIME”**

## ANALYSIS

COVID-19 mass vaccinations are showing signs of preventing illness and steep decline in cases and hospital admissions in countries which done vaccination. Kerala started its vaccination for health care workers from January 16, 2021. The COVID-19 Vaccines Operational Guidelines issued by the Ministry of Health and Family Welfare, Govt. of India, 28th December 2020 and all subsequent Guidelines issued by Ministry of Health and Family Welfare, Govt of India are followed at the sites and all vaccination lanes

### Summary of COVID Vaccine Administered as on 11-10-2021 midnight

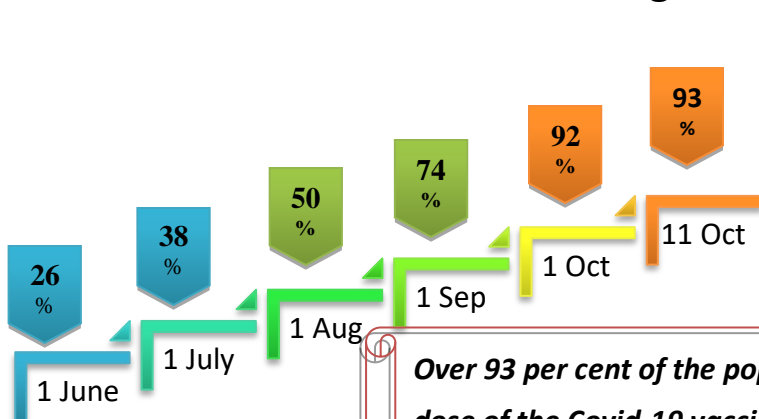


93% of eligible population vaccinated with a single dose till October 11

44% of eligible population vaccinated with double dose till October 11

State has vaccinated more than 95% of people aged more than 45 years with a single dose

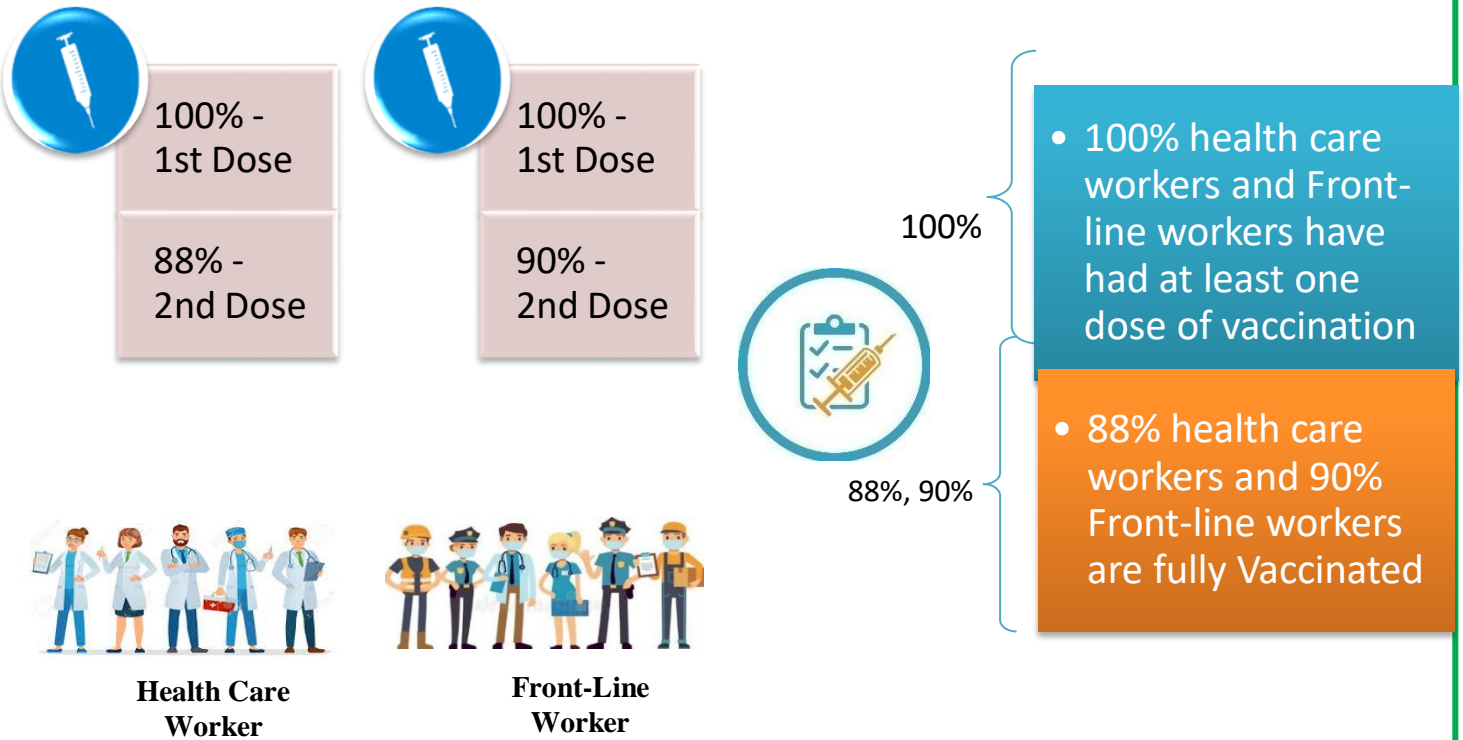
### Time Line of Vaccination Coverage




Kerala began administration of COVID 19 Vaccines on 16<sup>th</sup> January, 2021. As of 11<sup>th</sup> October 2021, Kerala has administered over 30 million doses overall, including first and second doses of vaccines.

**Over 93 per cent of the population in Kerala has been administered the first dose of the Covid-19 vaccine. The state has achieved the target within 268 days since the beginning of the vaccination drive on January 16.**

# Health Care Workers and Front-Line Workers Vaccinated



## Are You Vaccinated? You Still Need to Practice: SMS



- Even after vaccination, follow COVID appropriate behavior
- Practice Social Distancing and greet without physical contact
- Always wear clean face mask
- Wash your hands thoroughly and frequently or use hand sanitizer
- Follow the current COVID 19 guidelines to prevent further spread
- Stay Safe. Stay Strong. Get Vaccinated

Even After Getting Vaccinated Keep Taking Precautions to Protect Your Self



**GET VACCINATED**



**WASH YOUR HANDS**



**WEAR A MASK**



**KEEP YOUR DISTANCE**

# The Race Towards Full Vaccination - Weekly Trend

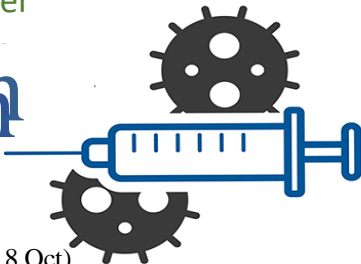
20Oct – 8 Oct

Kerala Administered over

**6.85 Lakh**

COVID Vaccine Doses

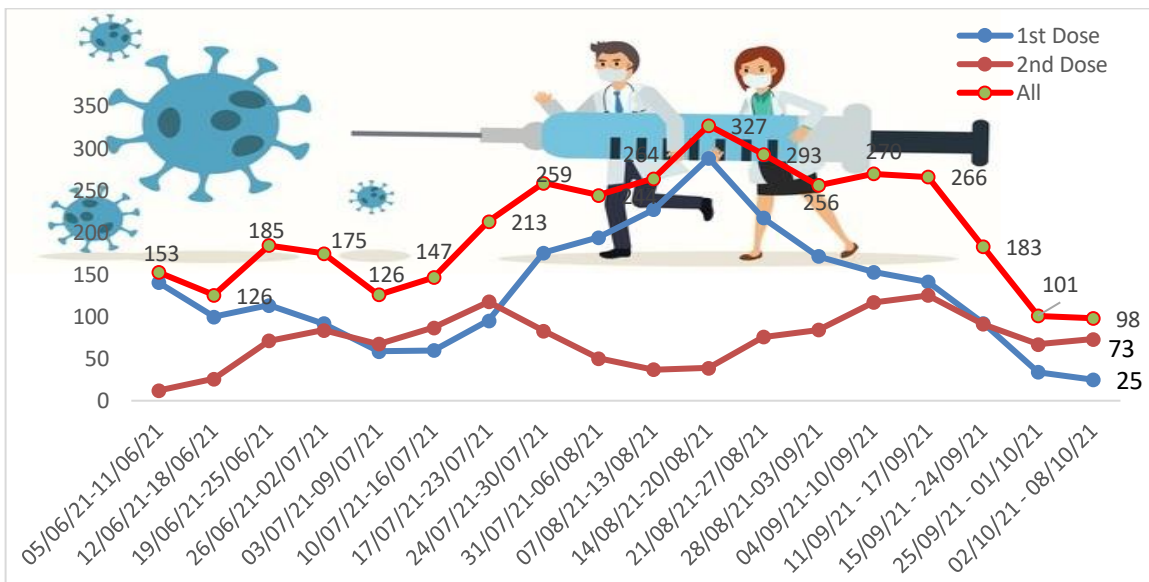
in the last 7 days (2 Oct to 8 Oct)  
in the last 7 days (2 Oct to 8 Oct)



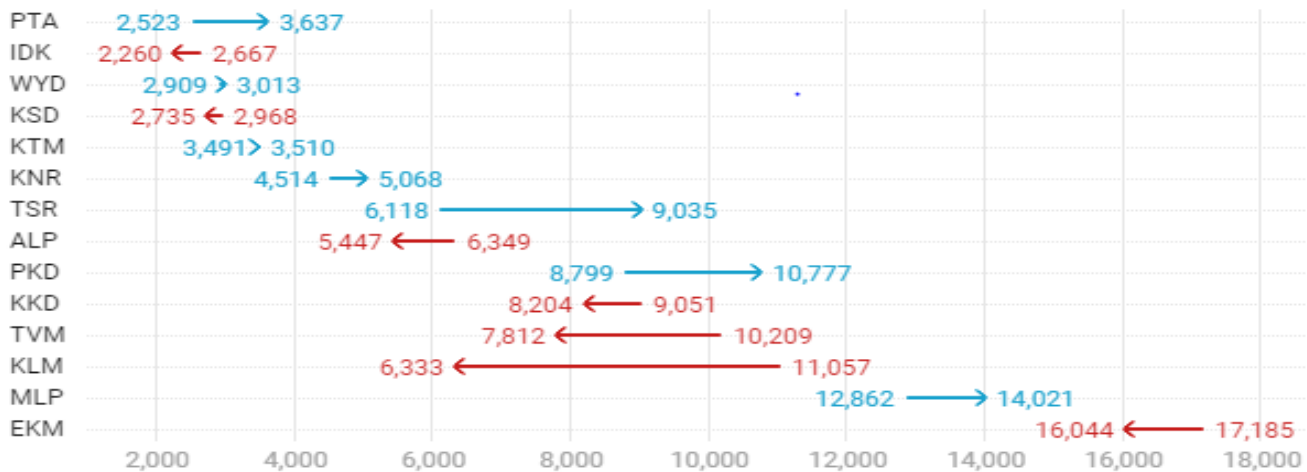
From October 2<sup>nd</sup> to October 8<sup>th</sup>, on average

**0.98lakh** doses were administered daily.

Average Doses Administered Per day per week (in 1000)



Trend in average per day vaccination for the last two weeks



## Important Message to the Public

- a. *Infection or infection rate is only a part and disease manifestation of disease is to be monitored*
- b. *Fatality among vaccinated people is very less. Disease severity among vaccinated people is less.*
- c. *People with comorbidity should be careful. Once detected covid positive they should get admitted and do not stay at home.*
- d. *Death among non-vaccinated people, especially people with comorbidity is because of late arrival in hospitals*
- e. *Diabetes and Hypertension together is the most common cause of patient death if they arrive late.*
- f. *Vaccinated people, only if symptomatic are advised to consult Doctor.*
- g. *Non Vaccinated people, if symptomatic, may do RTPCR test*
- h. *Antigen testing is only for emergency purpose*
- i. *Non vaccinated people with co-morbidities to do testing by RTPCR and consult doctor*
- j. *Repeat RTPCR is not needed among the people who are detected COVID positive in the previous 2 months*
- k. *All young person detected positive and at home isolation should do glucose test*

TABLE1.TotalVaccinationdoneintheStateason 11/10/2021 midnight

State Summary till			12/10/2021	at 12 AM		
District	Target	First Dose	Percentage *	Second Dose	Percentage *	Total Doses Administered
Alappuzha	1704179	1502653	88%	734129	43%	22,36,782
Ernakulam	2954098	2911194	99%	1527063	52%	44,38,257
Idukki	871617	851711	98%	411142	47%	12,62,853
Kannur	1913861	1869072	98%	814977	43%	26,84,049
Kasaragod	992363	897699	90%	463924	47%	13,61,623
Kollam	2093511	1930118	92%	911879	44%	28,41,997
Kottayam	1665546	1463766	88%	710909	43%	21,74,675
Kozhikode	2499523	2308625	92%	1028829	41%	33,37,454
Malappuram	2988358	2771783	93%	975563	33%	37,47,346
Palakkad	2140261	1960537	92%	788435	37%	27,48,972
Pathanamthitta	1045473	1039905	99%	598962	57%	16,38,867
Thiruvananthapuram	2675400	2549105	95%	1367481	51%	39,16,586
Thrissur	2545664	2270389	89%	1081139	42%	33,51,528
Wayanad	662949	653637	99%	367895	55%	10,21,532
<b>Grand Total</b>	<b>26752803</b>	<b>24980194</b>	<b>93%</b>	<b>11782327</b>	<b>44%</b>	<b>3,67,62,521</b>
	*Revised target population(> 18 years) as per MOHFW is 2.67 crores *As per letter from Additional Secretary MOHFW- D O No 2317579/2021/Imm dated 15/09/2021					

TABLE2.Covid-19VaccinationCenterFunctionalintheStateason11/10/2021midnight

<i>DISTRICTS</i>	Public	Private	Total
Alappuzha	84	8	92
Ernakulam	131	53	184
Idukki	57	8	65
Kannur	53	21	74
Kasaragod	95	3	98
Kollam	116	29	145
Kottayam	83	13	96
Kozhikode	97	31	128
Malappuram	94	8	102
Palakkad	53	15	68
Pathanamthitta	62	14	76
Thiruvananthapuram	23	25	48
Thrissur	69	30	99
Wayanad	55	1	56
<b>GrandTotal</b>	<b>1072</b>	<b>259</b>	<b>1331</b>

TABLE3.HealthCareWorkersCoverageason11/10/2021midnight

<i>DISTRICT</i>	<i>1<sup>ST</sup> DOSE</i>	<i>Percentage</i>	<i>2<sup>ND</sup> DOSE</i>	<i>Percentage FullyVaccinate d</i>
<b>Alappuzha</b>	29004	100%	26367	91%
<b>Ernakulam</b>	85535	100%	72798	85%
<b>Idukki</b>	13546	100%	12588	93%
<b>Kannur</b>	40375	100%	36469	90%
<b>Kasaragod</b>	11608	100%	10471	90%
<b>Kollam</b>	36023	100%	32463	90%
<b>Kottayam</b>	38693	100%	34810	90%
<b>Kozhikode</b>	52721	100%	45969	87%
<b>Malappuram</b>	44815	100%	40242	90%
<b>Palakkad</b>	34667	100%	30653	88%
<b>Pathanamthitta</b>	29325	100%	24072	82%
<b>Thiruvananthapuram</b>	73397	100%	63935	87%
<b>Thrissur</b>	51904	100%	47602	92%
<b>Wayanad</b>	13973	100%	12979	93%
<b>GrandTotal</b>	<b>555586</b>	<b>100%</b>	<b>491418</b>	<b>88%</b>

TABLE4.FrontlineworkersCoverageason11/10/2021midnight

<i>DISTRICT</i>	<i>1<sup>ST</sup> DOSE</i>	<i>Percentage</i>	<i>2<sup>ND</sup> DOSE</i>	<i>Percentage FullyVaccina ted</i>
<b>Alappuzha</b>	39106	100%	35574	91%
<b>Ernakulam</b>	54910	100%	48432	88%
<b>Idukki</b>	22982	100%	20462	89%
<b>Kannur</b>	41368	100%	39161	95%
<b>Kasaragod</b>	24610	100%	21798	89%
<b>Kollam</b>	42206	100%	36870	87%
<b>Kottayam</b>	32125	100%	29504	92%
<b>Kozhikode</b>	55251	100%	50178	91%
<b>Malappuram</b>	53899	100%	49548	92%
<b>Palakkad</b>	48083	100%	43856	91%
<b>Pathanamthitta</b>	25240	100%	21544	85%
<b>Thiruvananthapuram</b>	72941	100%	63699	87%
<b>Thrissur</b>	41896	100%	39503	94%
<b>Wayanad</b>	17017	100%	15739	92%
<b>GrandTotal</b>	<b>571634</b>	<b>100%</b>	<b>515868</b>	<b>90%</b>

TABLE5.Age-AppropriateGroup(≥45Years)Coverageason11/10/2021midnight

Ageappropriate group(≥45years)Coverageason12/10/2021,12AM					
District	Target	1 <sup>st</sup> dose coverage	Percentage	2nd dose	Percentage Fully Vaccinated*
Alappuzha	960001	844283	88%	518736	54%
Ernakulam	1483234	1424733	96%	971817	66%
Idukki	434080	434080	100%	296480	68%
Kannur	965897	935994	97%	561636	58%
Kasaragod	435487	425102	98%	317239	73%
Kollam	1038759	1030376	99%	651789	63%
Kottayam	902961	812704	90%	489921	54%
Kozhikode	1185845	1148687	97%	694018	59%
Malappuram	1210980	1154873	95%	638980	53%
Palakkad	1051934	953019	91%	536217	51%
Pathanamthitta	584654	584654	100%	449165	77%
Thiruvananthapuram	1366301	1283613	94%	895827	66%
Thrissur	1271199	1214772	96%	742750	58%
Wayanad	301797	301797	100%	244032	81%
<b>GrandTotal</b>	<b>13193129</b>	<b>12548687</b>	<b>95%</b>	<b>8008607</b>	<b>61%</b>

\*Amongthosewhotook1<sup>st</sup>Dose

TABLE6.Age-AppropriateGroup(18-44Years)Coverageason11/10/2021midnight

18-44yearsCoverage as on12/10/21 at12 AM					
District	Target	FirstDose		2nd DoseCovera ge	Percentagefullyvaccinated*
		1st Dose Coverage	Percentage		
Alappuzha	744178	590260	79%	153452	21%
Ernakulam	1470864	1346016	92%	434016	30%
Idukki	437537	381103	87%	81612	19%
Kannur	947964	851335	90%	177711	19%
Kasaragod	556876	436379	78%	114416	21%
Kollam	1054752	821513	78%	190757	18%
Kottayam	762585	580244	76%	156674	21%
Kozhikode	1313678	1051966	80%	238664	18%
Malappuram	1777378	1518196	85%	246793	14%
Palakkad	1088327	924768	85%	177709	16%
Pathanamthitta	460819	400686	87%	104181	23%
Thiruvananthapuram	1309099	1119154	85%	344020	26%
Thrissur	1274465	961817	75%	251284	20%
Wayanad	361152	320850	89%	95145	26%
<b>Grand Total</b>	<b>13559674</b>	<b>11304287</b>	<b>83%</b>	<b>2766434</b>	<b>20%</b>

\*Amongthosewhohavetakenfirstdose



TABLE7.Achievementfortheday11/10/2021midnight

<i>DISTRICT</i>	<i>1<sup>st</sup> Dose</i>	<i>2<sup>nd</sup> Dose</i>	<i>Total</i>
Alappuzha	1455	7851	9306
Ernakulam	5155	18638	23793
Idukki	1892	4503	6395
Kannur	2614	5979	8593
Kasaragod	1091	2575	3666
Kollam	2430	9042	11472
Kottayam	1553	5991	7544
Kozhikode	3817	7730	11547
Malappuram	9828	10597	20425
Palakkad	3646	10557	14203
Pathanamthitta	1240	4070	5310
Thiruvananthapuram	1233	2297	3530
Thrissur	1711	11687	13398
Wayanad	709	3392	4101
<b>GrandTotal</b>	<b>38374</b>	<b>104909</b>	<b>143283</b>

\*\* Vaccine stock details couldn't be downloaded from e-VIN portal as the portal is down.

TABLE9.COVIDVaccinationrelatedsites

<a href="mailto:support@cowin.gov.in">support@cowin.gov.in</a> <a href="https://www.cowin.gov.in/home">https://www.cowin.gov.in/home</a> <a href="https://dashboard.kerala.gov.in/">https://dashboard.kerala.gov.in/</a> <a href="https://dhs.kerala.gov.in/https://aogyakeralam.gov.in/https://sha.kerala.gov.in/">https://dhs.kerala.gov.in/https://aogyakeralam.gov.in/https://sha.kerala.gov.in/</a>
---

*TABLE 10. COVID Vaccination related Helpline numbers*

<b>National/State/District</b>	<b>Line1</b>	<b>Line2</b>	<b>Line3</b>
National Helpline	1075	+91 1123978046	0120 4473222
Disha	1056	04712552056	
StateCallCenter	04712309251	04712309252	04712309255
Thiruvananthapuram	9188610100	1077	
Kollam	04742797609	8589015556	
Pathanamthitta	04682222515	04682228220	
Alappuzha	04772239999		
Kottayam	04812565200	04812304800	04812581900
Idukki	18004255640	04862232220	04862233118
Ernakulam	9072303861		
Thrissur	9400066921	9400066922	9400066923
Palakkad	04912505264	04912505189	8943341439
Malappuram	04832733253	04832737858	04832733252
Kozhikode	7594001442		
Wayanad	04936202343	04936202375	9072510900
Kannur	04972700194		
Kasargod	9061076590	9061079244	9061078026