



കേരള സർക്കാർ

COVID-19 OUTBREAK CONTROL AND PREVENTION STATE
CELL HEALTH & FAMILY WELFARE DEPARTMENT
Govt of Kerala
www.health.kerala.gov.in

www.dhs.kerala.gov.in

controlroomdhskerala@gmail.com

KeralaHEALTH-COVID-19DAILY VACCINATION BULLETIN

Date:13/10/2021

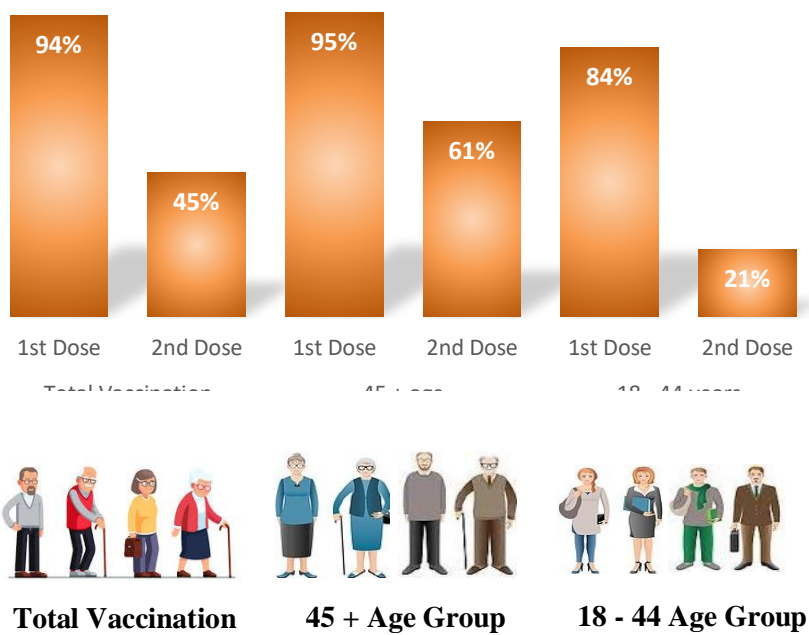
**OUR HEALTHOURRESPONSIBILTY
VACCINEADVISORY**

- *People who are vaccinated with Covid Vaccine are reported to have reduced Covid related ICU admissions, serious disease and death.*
- *Early vaccination is useful to safeguard our life from this deadly disease.*
- *Vaccination sessionsareplannedaspertheavailabilityofvaccine.Allarerequestedtocooperate.*
- *After receivingthe first dose, second dose of Covishield vaccine is to be taken between 12–16 weeks and second dose of Covaxin between 4-6weeks.*
- *Covid vaccination is currently availableto all above the age of 18*
- *Vaccination is available free of cost in all Government covid vaccination centers, and at a nominal rate (as per the GoI order F.No.2079203/2021/Immunization) in selected private Hospitals.*
- **ENSURE ALL YOUR ELIGIBLE FAMILY MEMBERS ARE PROTECTED BY RECEIVING ANY OF THE AVAILABLE COVID VACCINE.**
- **“BOTH COVAXIN AND COVISHIELD ARE EQUALLY EFFECTIVE AND SAFE”**
- **“BE FULLY PROTECTED – GET THE SECOND DOSE AT YOUR SCHEDULED TIME”**

ANALYSIS

COVID-19 mass vaccinations are showing signs of preventing illness and steep decline in cases and hospital admissions in countries which done vaccination. Kerala started its vaccination for health care workers from January 16, 2021. The COVID-19 Vaccines Operational Guidelines issued by the Ministry of Health and Family Welfare, Govt. of India, 28th December 2020 and all subsequent Guidelines issued by Ministry of Health and Family Welfare, Govt of India are followed at the sites and all vaccination lanes

Summary of COVID Vaccine Administered as on 13-10-2021 midnight

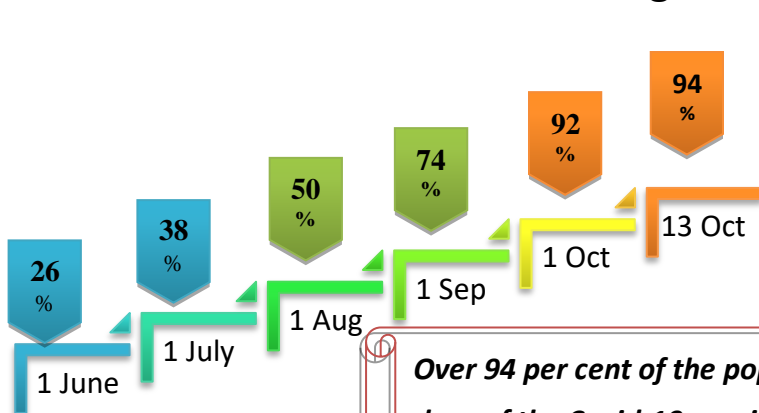


94% of eligible population vaccinated with a single dose till October 13

45% of eligible population vaccinated with double dose till October 13

State has vaccinated more than 95% of people aged more than 45 years with a single dose

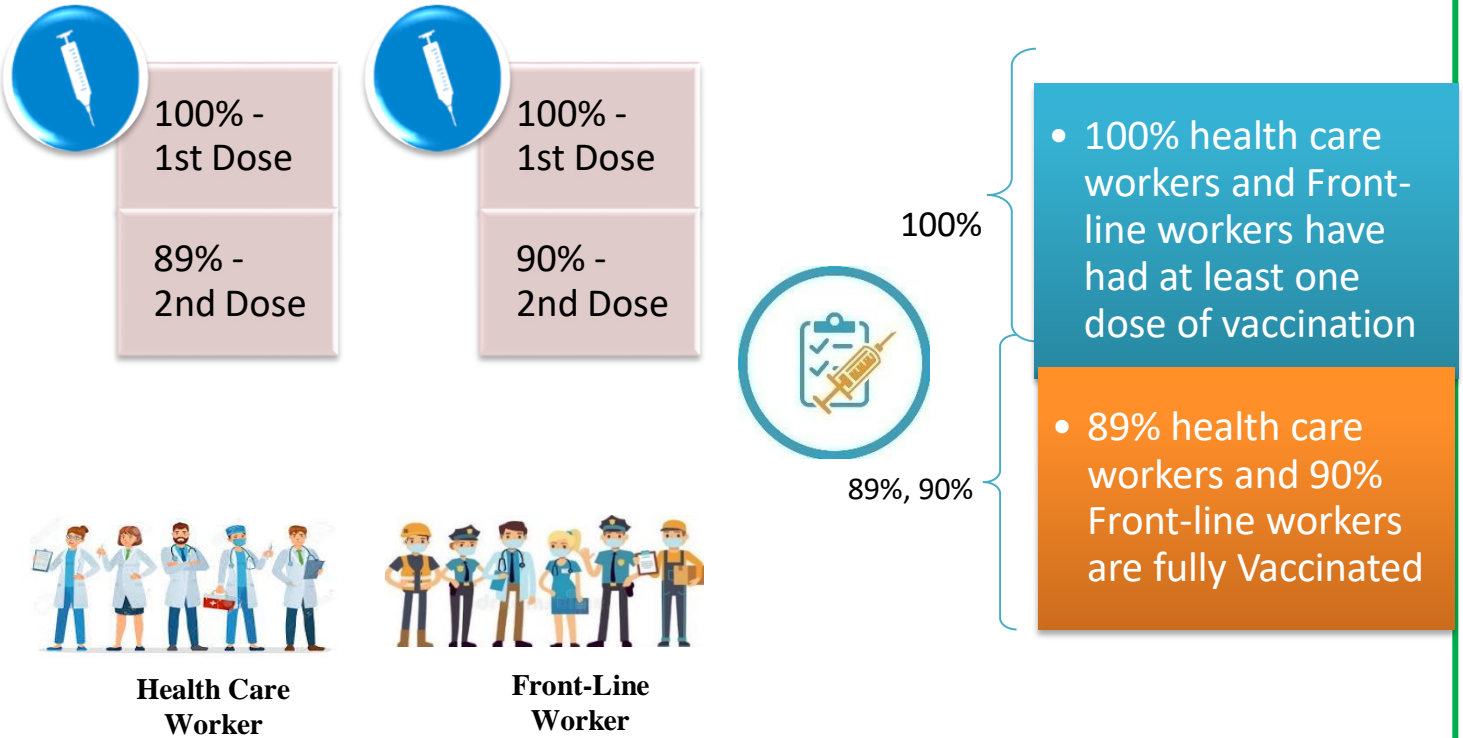
Time Line of Vaccination Coverage



Kerala began administration of COVID 19 Vaccines on 16th January, 2021. As of 13th October 2021, Kerala has administered over 30 million doses overall, including first and second doses of vaccines.

Over 94 per cent of the population in Kerala has been administered the first dose of the Covid-19 vaccine. The state has achieved the target within 270 days since the beginning of the vaccination drive on January 16.

Health Care Workers and Front-Line Workers Vaccinated



Are You Vaccinated? You Still Need to Practice: SMS



- Even after vaccination, follow COVID appropriate behavior
- Practice Social Distancing and greet without physical contact
- Always wear clean face mask
- Wash your hands thoroughly and frequently or use hand sanitizer
- Follow the current COVID 19 guidelines to prevent further spread
- Stay Safe. Stay Strong. Get Vaccinated

Even After Getting Vaccinated Keep Taking Precautions to Protect Your Self



GET VACCINATED



WASH YOUR HANDS



WEAR A MASK



KEEP YOUR DISTANCE

The Race Towards Full Vaccination - Weekly Trend

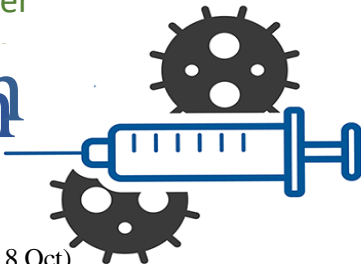
20Oct – 8 Oct

Kerala Administered over

6.85 Lakh

COVID Vaccine Doses

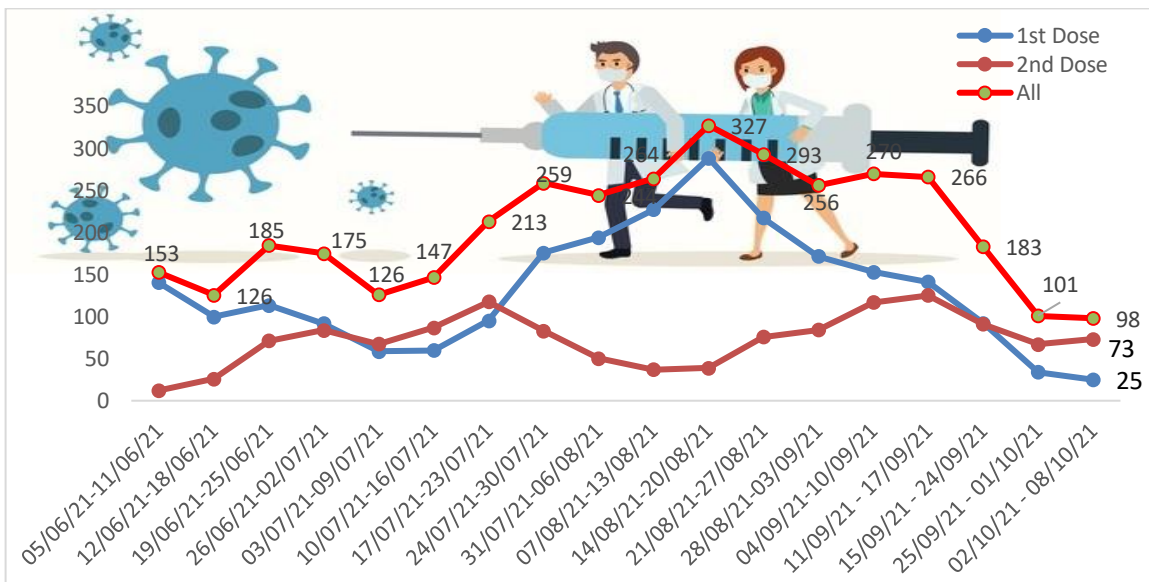
in the last 7 days (2 Oct to 8 Oct)
in the last 7 days (2 Oct to 8 Oct)



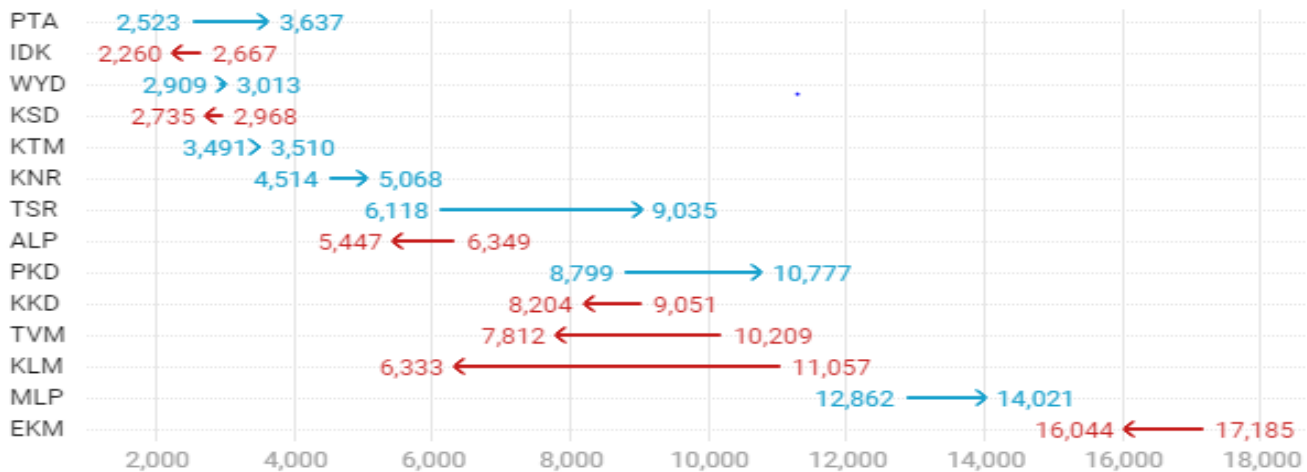
From October 2nd to October 8th, on average

0.98 lakh doses were administered daily.

Average Doses Administered Per day per week (in 1000)



Trend in average per day vaccination for the last two weeks



Important Message to the Public

- a. *Infection or infection rate is only a part and disease manifestation of disease is to be monitored*
- b. *Fatality among vaccinated people is very less. Disease severity among vaccinated people is less.*
- c. *People with comorbidity should be careful. Once detected covid positive they should get admitted and do not stay at home.*
- d. *Death among non-vaccinated people, especially people with comorbidity is because of late arrival in hospitals*
- e. *Diabetes and Hypertension together is the most common cause of patient death if they arrive late.*
- f. *Vaccinated people, only if symptomatic are advised to consult Doctor.*
- g. *Non Vaccinated people, if symptomatic, may do RTPCR test*
- h. *Antigen testing is only for emergency purpose*
- i. *Non vaccinated people with co-morbidities to do testing by RTPCR and consult doctor*
- j. *Repeat RTPCR is not needed among the people who are detected COVID positive in the previous 2 months*
- k. *All young person detected positive and at home isolation should do glucose test*

TABLE1.TotalVaccinationdonein the State as on 13/10/2021 midnight

State Summary till			14/10/2021	at 12 AM		
District	Target	First Dose	Percentage *	Second Dose	Percentage *	Total Doses Administered
Alappuzha	1704179	1504581	88%	746118	44%	2,250,699
Ernakulam	2954098	2916838	99%	1548027	52%	4,464,865
Idukki	869082	853520	98%	416472	48%	1,269,992
Kannur	1913861	1871992	98%	822058	43%	2,694,050
Kasaragod	992363	899205	91%	468831	47%	1,368,036
Kollam	2093511	1932824	92%	924748	44%	2,857,572
Kottayam	1665546	1465457	88%	717637	43%	2,183,094
Kozhikode	2499523	2312810	93%	1038928	42%	3,351,738
Malappuram	2988358	2782722	93%	987597	33%	3,770,319
Palakkad	2140261	1965469	92%	805421	38%	2,770,890
Pathanamthitta	1036488	1041650	100%	607157	59%	1,648,807
Thiruvananthapuram	2675400	2554327	95%	1384726	52%	3,939,053
Thrissur	2545664	2273287	89%	1100022	43%	3,373,309
Wayanad	659698	654647	99%	372371	56%	1,027,018
Grand Total	26738032	25029329	94%	11940113	45%	36,969,442
*Revised target population(> 18 years) as per MOHFW is 2.67 crores *As per letter from Additional Secretary MOHFW- D O No 2317579/2021/Imm dated 15/09/2021						

TABLE2.Covid-19 Vaccination Center Functional in the State as on 13/10/2021 midnight

<i>DISTRICTS</i>	Public	Private	Total
Alappuzha	85	9	94
Ernakulam	23	59	82
Idukki	36	9	45
Kannur	57	21	78
Kasaragod	95	5	100
Kollam	42	30	72
Kottayam	23	15	38
Kozhikode	97	31	128
Malappuram	44	9	53
Palakkad	102	15	117
Pathanamthitta	62	14	76
Thiruvananthapuram	17	21	38
Thrissur	53	32	85
Wayanad	55	2	57
GrandTotal	791	272	1063

TABLE3. Health Care Workers Coverage as on 13/10/2021 midnight

<i>DISTRICT</i>	<i>1ST DOSE</i>	<i>Percentage</i>	<i>2ND DOSE</i>	<i>Percentage Fully Vaccinated</i>
Alappuzha	29004	100%	26394	91%
Ernakulam	85535	100%	72901	85%
Idukki	13547	100%	12606	93%
Kannur	40375	100%	36496	90%
Kasaragod	11608	100%	10484	90%
Kollam	36024	100%	32510	90%
Kottayam	38693	100%	34850	90%
Kozhikode	52722	100%	46029	87%
Malappuram	44815	100%	40297	90%
Palakkad	34667	100%	30699	89%
Pathanamthitta	29325	100%	24138	82%
Thiruvananthapuram	73398	100%	64033	87%
Thrissur	51904	100%	47661	92%
Wayanad	13973	100%	12996	93%
GrandTotal	555590	100%	492094	89%

TABLE4. Frontline workers Coverage as on 13/10/2021 midnight

<i>DISTRICT</i>	<i>1ST DOSE</i>	<i>Percentage</i>	<i>2nd DOSE</i>	<i>Percentage Fully Vaccinated</i>
Alappuzha	39106	100%	35606	91%
Ernakulam	54910	100%	48499	88%
Idukki	22982	100%	20496	89%
Kannur	41368	100%	39193	95%
Kasaragod	24610	100%	21835	89%
Kollam	42207	100%	36930	87%
Kottayam	32125	100%	29531	92%
Kozhikode	55251	100%	50246	91%
Malappuram	53899	100%	49629	92%
Palakkad	48083	100%	43930	91%
Pathanamthitta	25240	100%	21610	86%
Thiruvananthapuram	72946	100%	63972	88%
Thrissur	41896	100%	39543	94%
Wayanad	17017	100%	15756	93%
GrandTotal	571640	100%	516776	90%

TABLE5.Age-Appropriate Group (≥45Years) Coverage as on 13/10/2021 midnight

Age appropriate group (≥45years) Coverage as on 14/10/2021, 12AM					
District	Target	1 st dose coverage	Percentage	2nd dose	Percentage Fully Vaccinated*
Alappuzha	960001	844912	88%	523620	55%
Ernakulam	1483234	1425976	96%	979726	66%
Idukki	431545	434613	101%	298066	69%
Kannur	965897	936608	97%	563605	58%
Kasaragod	435487	425291	98%	318590	73%
Kollam	1038759	1031132	99%	656451	63%
Kottayam	902961	813181	90%	491881	54%
Kozhikode	1185845	1149469	97%	697665	59%
Malappuram	1210980	1156763	96%	643067	53%
Palakkad	1051934	954116	91%	542298	52%
Pathanamthitta	575669	585196	102%	452163	79%
Thiruvananthapuram	1366301	1285180	94%	904075	66%
Thrissur	1271199	1215597	96%	749133	59%
Wayanad	298546	301945	101%	245046	82%
GrandTotal	13178358	12559979	95%	8065386	61%

*Amongthosewhotook1stDose

TABLE6.Age-Appropriate Group (18-44Years) Coverage as on 13/10/2021 midnight

18-44 years Coverage as on 14/10/21 at 12 AM					
District	Target	First Dose		2nd Dose Coverage	Percentage fully vaccinated*
		1st Dose Coverage	Percentage		
Alappuzha	744178	591559	79%	160498	22%
Ernakulam	1470864	1350417	92%	446901	30%
Idukki	437537	382378	87%	85304	19%
Kannur	947964	853641	90%	182764	19%
Kasaragod	556876	437696	79%	117922	21%
Kollam	1054752	823461	78%	198857	19%
Kottayam	762585	581458	76%	161375	21%
Kozhikode	1313678	1055368	80%	244988	19%
Malappuram	1777378	1527245	86%	254604	14%
Palakkad	1088327	928603	85%	188494	17%
Pathanamthitta	460819	401889	87%	109246	24%
Thiruvananthapuram	1309099	1122803	86%	352646	27%
Thrissur	1274465	963890	76%	263685	21%
Wayanad	361152	321712	89%	98573	27%
Grand Total	13559674	11342120	84%	2865857	21%

*Among those who have taken first dose

TABLE7.Achievement for the day 13/10/2021 midnight

<i>DISTRICT</i>	<i>1st Dose</i>	<i>2nd Dose</i>	<i>Total</i>
Alappuzha	876	4550	5426
Ernakulam	1294	4771	6065
Idukki	389	2026	2415
Kannur	958	2492	3450
Kasaragod	881	2615	3496
Kollam	631	3515	4146
Kottayam	535	2569	3104
Kozhikode	1993	4584	6577
Malappuram	5006	5551	10557
Palakkad	2128	5820	7948
Pathanamthitta	832	4183	5015
Thiruvananthapuram	748	3387	4135
Thrissur	1020	6903	7923
Wayanad	446	1931	2377
GrandTotal	17737	54897	72634

** Vaccine stock details couldn't be downloaded from e-VIN portal as the portal is down.

TABLE9.COVID Vaccination related sites

support@cowin.gov.in https://www.cowin.gov.in/home https://dashboard.kerala.gov.in/ https://dhs.kerala.gov.in/https://aogyakeralam.gov.in/https://sha.kerala.gov.in/

TABLE 10. COVID Vaccination related Helpline numbers

National/State/District	Line1	Line2	Line3
National Helpline	1075	+91 1123978046	0120 4473222
Disha	1056	04712552056	
StateCallCenter	04712309251	04712309252	04712309255
Thiruvananthapuram	9188610100	1077	
Kollam	04742797609	8589015556	
Pathanamthitta	04682222515	04682228220	
Alappuzha	04772239999		
Kottayam	04812565200	04812304800	04812581900
Idukki	18004255640	04862232220	04862233118
Ernakulam	9072303861		
Thrissur	9400066921	9400066922	9400066923
Palakkad	04912505264	04912505189	8943341439
Malappuram	04832733253	04832737858	04832733252
Kozhikode	7594001442		
Wayanad	04936202343	04936202375	9072510900
Kannur	04972700194		
Kasargod	9061076590	9061079244	9061078026