



കേരള സർക്കാർ

COVID-19 OUTBREAK CONTROL AND PREVENTION STATE
CELL HEALTH & FAMILY WELFARE DEPARTMENT
Govt of Kerala
www.health.kerala.gov.in

www.dhs.kerala.gov.in

controlroomdhskerala@gmail.com

KeralaHEALTH-COVID-19DAILY VACCINATION BULLETIN

Date:14/10/2021

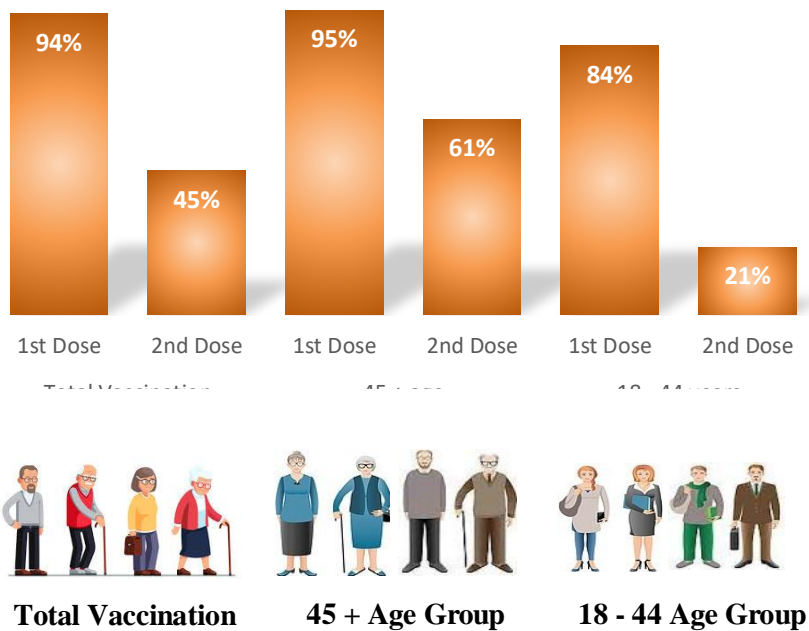
**OUR HEALTH OUR RESPONSIBILITY
VACCINEADVISORY**

- *People who are vaccinated with Covid Vaccine are reported to have reduced Covid related ICU admissions, serious disease and death.*
- *Early vaccination is useful to safeguard our life from this deadly disease.*
- *Vaccination sessions are planned as per the availability of vaccine. All are requested to cooperate.*
- *After receiving the first dose, second dose of Covishield vaccine is to be taken between 12–16 weeks and second dose of Covaxin between 4-6 weeks.*
- *Covid vaccination is currently available to all above the age of 18*
- *Vaccination is available free of cost in all Government covid vaccination centers, and at a nominal rate (as per the GoI order F.No.2079203/2021/Immunization) in selected private Hospitals.*
- **ENSURE ALL YOUR ELIGIBLE FAMILY MEMBERS ARE PROTECTED BY RECEIVING ANY OF THE AVAILABLE COVID VACCINE.**
- **“BOTH COVAXIN AND COVISHIELD ARE EQUALLY EFFECTIVE AND SAFE”**
- **“BE FULLY PROTECTED – GET THE SECOND DOSE AT YOUR SCHEDULED TIME”**

ANALYSIS

COVID-19 mass vaccinations are showing signs of preventing illness and steep decline in cases and hospital admissions in countries which done vaccination. Kerala started its vaccination for health care workers from January 16, 2021. The COVID-19 Vaccines Operational Guidelines issued by the Ministry of Health and Family Welfare, Govt. of India, 28th December 2020 and all subsequent Guidelines issued by Ministry of Health and Family Welfare, Govt of India are followed at the sites and all vaccination lanes

Summary of COVID Vaccine Administered as on 14-10-2021 midnight

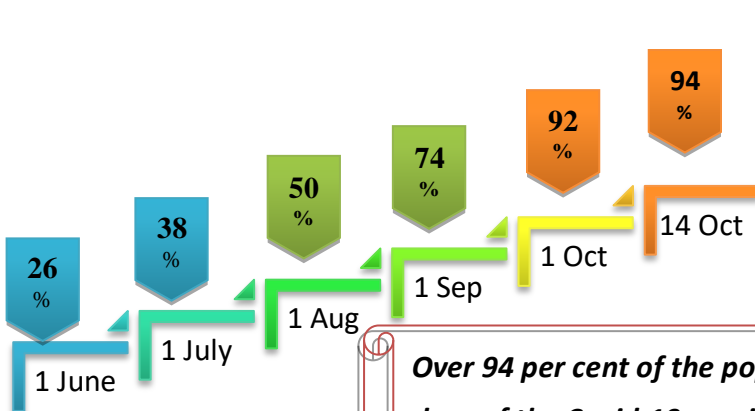


94% of eligible population vaccinated with a single dose till October 14

45% of eligible population vaccinated with double dose till October 14

State has vaccinated more than 95% of people aged more than 45 years with a single dose

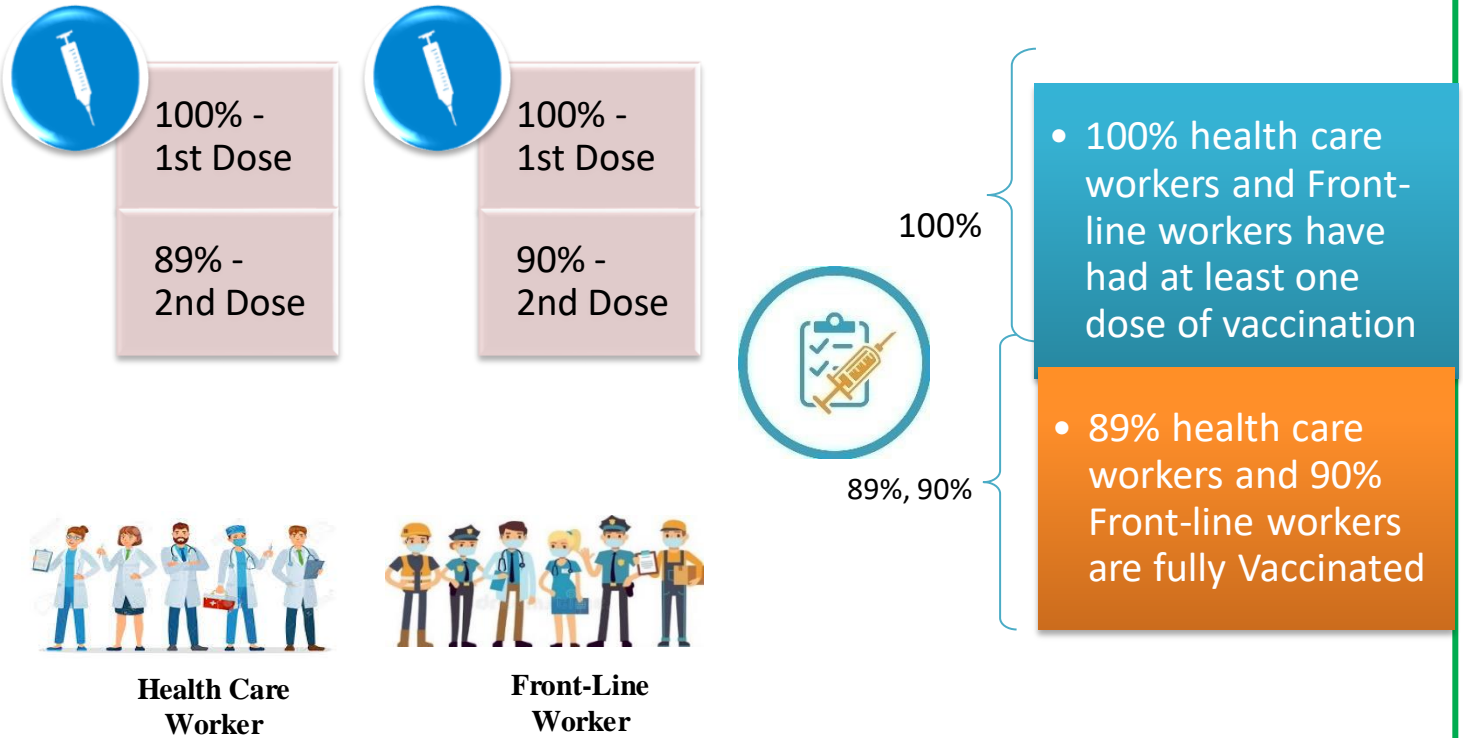
Time Line of Vaccination Coverage



Kerala began administration of COVID 19 Vaccines on 16th January, 2021. As of 14th October 2021, Kerala has administered over 30 million doses overall, including first and second doses of vaccines.

Over 94 per cent of the population in Kerala has been administered the first dose of the Covid-19 vaccine. The state has achieved the target within 271 days since the beginning of the vaccination drive on January 16.

Health Care Workers and Front-Line Workers Vaccinated



Are You Vaccinated? You Still Need to Practice: SMS



- Even after vaccination, follow COVID appropriate behavior
- Practice Social Distancing and greet without physical contact
- Always wear clean face mask
- Wash your hands thoroughly and frequently or use hand sanitizer
- Follow the current COVID 19 guidelines to prevent further spread
- Stay Safe. Stay Strong. Get Vaccinated

Even After Getting Vaccinated Keep Taking Precautions to Protect Your Self



GET VACCINATED



WASH YOUR HANDS



WEAR A MASK



KEEP YOUR DISTANCE

The Race Towards Full Vaccination - Weekly Trend

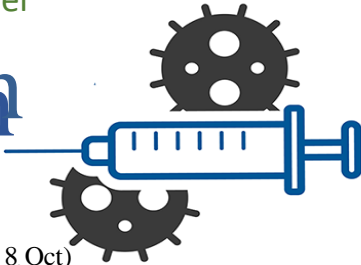
20 Oct – 8 Oct

Kerala Administered over

6.85 Lakh

COVID Vaccine Doses

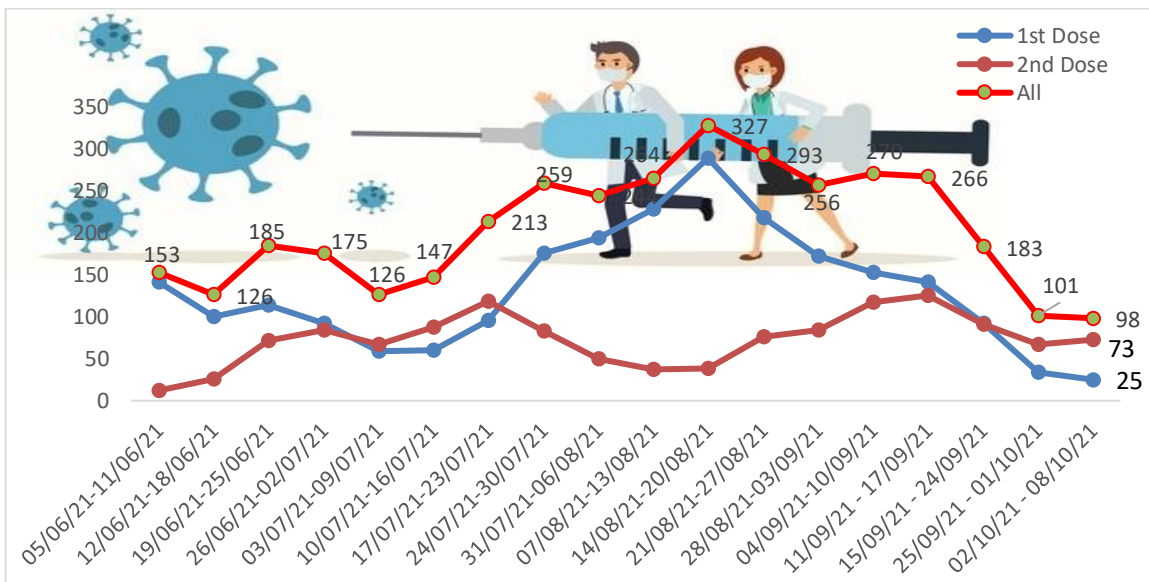
in the last 7 days (2 Oct to 8 Oct)
in the last 7 days (2 Oct to 8 Oct)



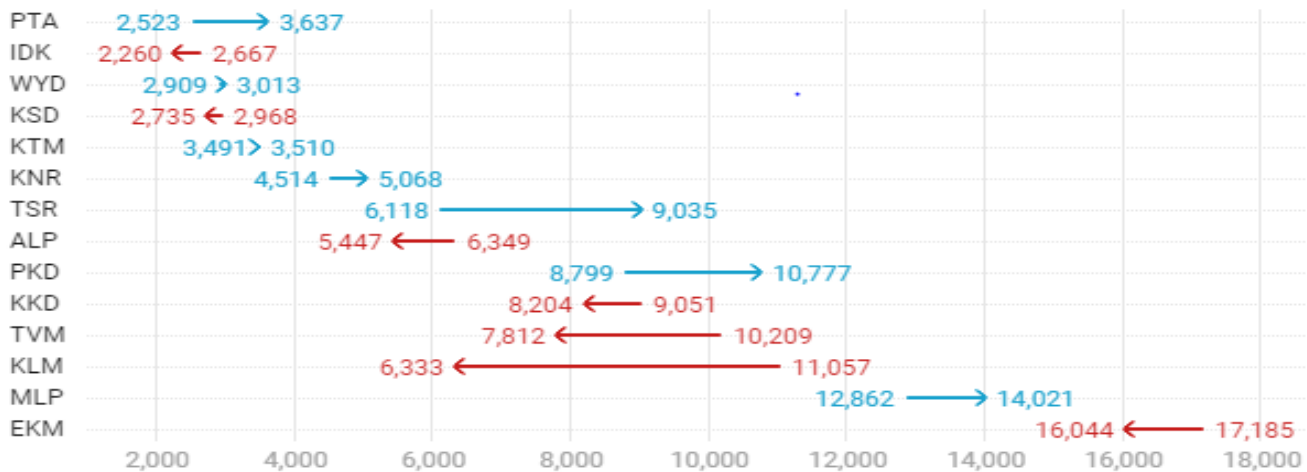
From October 2nd to October 8th, on average

0.98 lakh doses were administered daily.

Average Doses Administered Per day per week (in 1000)



Trend in average per day vaccination for the last two weeks



Important Message to the Public

- a. *Infection or infection rate is only a part and disease manifestation of disease is to be monitored*
- b. *Fatality among vaccinated people is very less. Disease severity among vaccinated people is less.*
- c. *People with comorbidity should be careful. Once detected covid positive they should get admitted and do not stay at home.*
- d. *Death among non-vaccinated people, especially people with comorbidity is because of late arrival in hospitals*
- e. *Diabetes and Hypertension together is the most common cause of patient death if they arrive late.*
- f. *Vaccinated people, only if symptomatic are advised to consult Doctor.*
- g. *Non Vaccinated people, if symptomatic, may do RTPCR test*
- h. *Antigen testing is only for emergency purpose*
- i. *Non vaccinated people with co-morbidities to do testing by RTPCR and consult doctor*
- j. *Repeat RTPCR is not needed among the people who are detected COVID positive in the previous 2 months*
- k. *All young person detected positive and at home isolation should do glucose test*

TABLE1.TotalVaccinationdonein the State as on 14/10/2021 midnight

State Summary till			15/10/2021	at 12 AM		
District	Target	First Dose	Percentage *	Second Dose	Percentage *	Total Doses Administered
Alappuzha	1704179	1505080	88%	748737	44%	2,253,817
Ernakulam	2954098	2918257	99%	1552806	53%	4,471,063
Idukki	869082	853701	98%	418269	48%	1,271,970
Kannur	1913861	1872287	98%	822948	43%	2,695,235
Kasaragod	992363	899352	91%	469301	47%	1,368,653
Kollam	2093511	1934567	92%	933235	45%	2,867,802
Kottayam	1665546	1465688	88%	718889	43%	2,184,577
Kozhikode	2499523	2313697	93%	1040779	42%	3,354,476
Malappuram	2988358	2784314	93%	990081	33%	3,774,395
Palakkad	2140261	1965829	92%	807042	38%	2,772,871
Pathanamthitta	1036488	1041986	101%	609612	59%	1,651,598
Thiruvananthapuram	2675400	2555619	96%	1392204	52%	3,947,823
Thrissur	2545664	2273769	89%	1103124	43%	3,376,893
Wayanad	659698	654655	99%	372414	56%	1,027,069
Grand Total	26738032	25038801	94%	11979441	45%	37,018,242
	*Revised target population(> 18 years) as per MOHFW is 2.67 crores *As per letter from Additional Secretary MOHFW- D O No 2317579/2021/Imm dated 15/09/2021					

TABLE2.Covid-19 Vaccination Center Functional in the State as on 14/10/2021 midnight

<i>DISTRICTS</i>	Public	Private	Total
Alappuzha	59	5	64
Ernakulam	14	66	80
Idukki	18	8	26
Kannur	10	24	34
Kasaragod	4	7	11
Kollam	63	30	93
Kottayam	7	11	18
Kozhikode	11	31	42
Malappuram	25	12	37
Palakkad	1	13	14
Pathanamthitta	62	14	76
Thiruvananthapuram	119	29	148
Thrissur	13	29	42
Wayanad	1	1	2
Grand Total	407	280	687

TABLE3.Health Care Workers Coverage as on 14/10/2021 midnight

<i>DISTRICT</i>	<i>1ST DOSE</i>	<i>Percentage</i>	<i>2ND DOSE</i>	<i>Percentage Fully Vaccinated</i>
Alappuzha	29004	100%	26404	91%
Ernakulam	85535	100%	72923	85%
Idukki	13547	100%	12608	93%
Kannur	40375	100%	36500	90%
Kasaragod	11608	100%	10487	90%
Kollam	36024	100%	32556	90%
Kottayam	38693	100%	34858	90%
Kozhikode	52722	100%	46042	87%
Malappuram	44815	100%	40312	90%
Palakkad	34667	100%	30704	89%
Pathanamthitta	29325	100%	24167	82%
Thiruvananthapuram	73398	100%	64046	87%
Thrissur	51904	100%	47669	92%
Wayanad	13973	100%	12996	93%
GrandTotal	555590	100%	492272	89%

TABLE4.Frontline workers Coverage as on 14/10/2021 midnight

<i>DISTRICT</i>	<i>1ST DOSE</i>	<i>Percentage</i>	<i>2nd DOSE</i>	<i>Percentage Fully Vaccinated</i>
Alappuzha	39107	100%	35622	91%
Ernakulam	54910	100%	48514	88%
Idukki	22982	100%	20502	89%
Kannur	41368	100%	39195	95%
Kasaragod	24610	100%	21836	89%
Kollam	42207	100%	36974	88%
Kottayam	32125	100%	29535	92%
Kozhikode	55251	100%	50253	91%
Malappuram	53899	100%	49648	92%
Palakkad	48083	100%	43933	91%
Pathanamthitta	25240	100%	21632	86%
Thiruvananthapuram	72946	100%	63987	88%
Thrissur	41896	100%	39556	94%
Wayanad	17017	100%	15756	93%
GrandTotal	571641	100%	516943	90%

TABLE5.Age-Appropriate Group (≥45Years) Coverage as on 14/10/2021 midnight

Age appropriate group (≥45years) Coverage as on 15/10/2021, 12AM					
District	Target	1 st dose coverage	Percentage	2nd dose	Percentage Fully Vaccinated*
Alappuzha	960001	845059	88%	524658	55%
Ernakulam	1483234	1426319	96%	981321	66%
Idukki	431545	434656	101%	298711	69%
Kannur	965897	936695	97%	563785	58%
Kasaragod	435487	425321	98%	318706	73%
Kollam	1038759	1031576	99%	659049	63%
Kottayam	902961	813250	90%	492193	55%
Kozhikode	1185845	1149664	97%	698434	59%
Malappuram	1210980	1157039	96%	643755	53%
Palakkad	1051934	954213	91%	542658	52%
Pathanamthitta	575669	585281	102%	452917	79%
Thiruvananthapuram	1366301	1285584	94%	906504	66%
Thrissur	1271199	1215751	96%	750114	59%
Wayanad	298546	301947	101%	245058	82%
GrandTotal	13178358	12562355	95%	8077863	61%

*Amongthosewhotook1stDose

TABLE6.Age-Appropriate Group (18-44Years) Coverage as on 14/10/2021 midnight

18-44 years Coverage as on 15/10/21 at 12 AM					
District	Target	First Dose		2nd Dose	Percentage fully vaccinated*
		1st Dose Coverage	Percentage	Coverage	
Alappuzha	744178	591910	80%	162053	22%
Ernakulam	1470864	1351493	92%	450048	31%
Idukki	437537	382516	87%	86448	20%
Kannur	947964	853849	90%	183468	19%
Kasaragod	556876	437813	79%	118272	21%
Kollam	1054752	824760	78%	204656	19%
Kottayam	762585	581620	76%	162303	21%
Kozhikode	1313678	1056060	80%	246050	19%
Malappuram	1777378	1528561	86%	256366	14%
Palakkad	1088327	928866	85%	189747	17%
Pathanamthitta	460819	402140	87%	110896	24%
Thiruvananthapuram	1309099	1123691	86%	357667	27%
Thrissur	1274465	964218	76%	265785	21%
Wayanad	361152	321718	89%	98604	27%
Grand Total	13559674	11349215	84%	2892363	21%

*Among those who have taken first dose

TABLE7.Achievement for the day 14/10/2021 midnight

<i>DISTRICT</i>	<i>1st Dose</i>	<i>2nd Dose</i>	<i>Total</i>
Alappuzha	499	2619	3118
Ernakulam	1418	4774	6192
Idukki	181	1797	1978
Kannur	289	872	1161
Kasaragod	147	470	617
Kollam	1743	8487	10230
Kottayam	231	1250	1481
Kozhikode	887	1849	2736
Malappuram	1534	2434	3968
Palakkad	360	1614	1974
Pathanamthitta	336	2443	2779
Thiruvananthapuram	1291	7477	8768
Thrissur	482	3096	3578
Wayanad	8	43	51
GrandTotal	9406	39225	48631

** Vaccine stock details couldn't be downloaded from e-VIN portal as the portal is down.

TABLE9.COVID Vaccination related sites

support@cowin.gov.in https://www.cowin.gov.in/home https://dashboard.kerala.gov.in/ https://dhs.kerala.gov.in/https://aogyakeralam.gov.in/https://sha.kerala.gov.in/

TABLE10.COVID Vaccination related Helpline numbers

National/State/District	Line1	Line2	Line3
National Helpline	1075	+91 1123978046	0120 4473222
Disha	1056	04712552056	
StateCallCenter	04712309251	04712309252	04712309255
Thiruvananthapuram	9188610100	1077	
Kollam	04742797609	8589015556	
Pathanamthitta	04682222515	04682228220	
Alappuzha	04772239999		
Kottayam	04812565200	04812304800	04812581900
Idukki	18004255640	04862232220	04862233118
Ernakulam	9072303861		
Thrissur	9400066921	9400066922	9400066923
Palakkad	04912505264	04912505189	8943341439
Malappuram	04832733253	04832737858	04832733252
Kozhikode	7594001442		
Wayanad	04936202343	04936202375	9072510900
Kannur	04972700194		
Kasargod	9061076590	9061079244	9061078026