



കേരള സർക്കാർ

COVID-19 OUTBREAK CONTROL AND PREVENTION STATE  
CELL HEALTH & FAMILY WELFARE DEPARTMENT  
Govt of Kerala  
[www.health.kerala.gov.in](http://www.health.kerala.gov.in)

[www.dhs.kerala.gov.in](http://www.dhs.kerala.gov.in)

[controlroomdhskerala@gmail.com](mailto:controlroomdhskerala@gmail.com)

**KeralaHEALTH-COVID-19 DAILY VACCINATION BULLETIN**

**Date:19/10/2021**

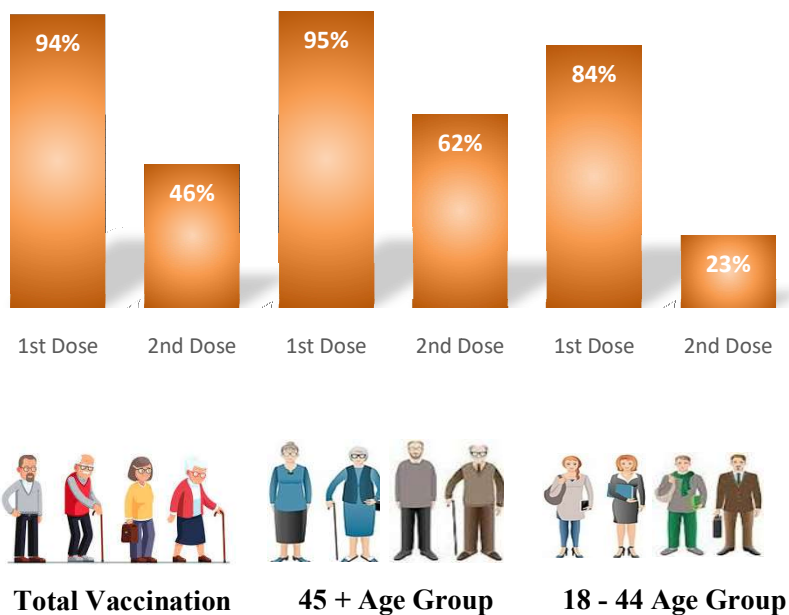
**OUR HEALTH OUR RESPONSIBILITY  
VACCINE ADVISORY**

- *People who are vaccinated with Covid Vaccine are reported to have reduced Covid related ICU admissions, serious disease and death.*
- *Early vaccination is useful to safeguard our life from this deadly disease.*
- *Vaccination sessions are planned as per the availability of vaccine. All are requested to cooperate.*
- *After receiving the first dose, second dose of Covishield vaccine is to be taken between 12–16 weeks and second dose of Covaxin between 4-6weeks.*
- *Covid vaccination is currently available to all above the age of 18*
- *Vaccination is available free of cost in all Government covid vaccination centers, and at a nominal rate (as per the Gol order F.No.2079203/2021/Immunization) in selected private Hospitals.*
- **ENSURE ALL YOUR ELIGIBLE FAMILY MEMBERS ARE PROTECTED BY RECEIVING ANY OF THE AVAILABLE COVID VACCINE.**
- **“BOTH COVAXIN AND COVISHIELD ARE EQUALLY EFFECTIVE AND SAFE”**
- **“BE FULLY PROTECTED – GET THE SECOND DOSE AT YOUR SCHEDULED TIME”**

### ANALYSIS

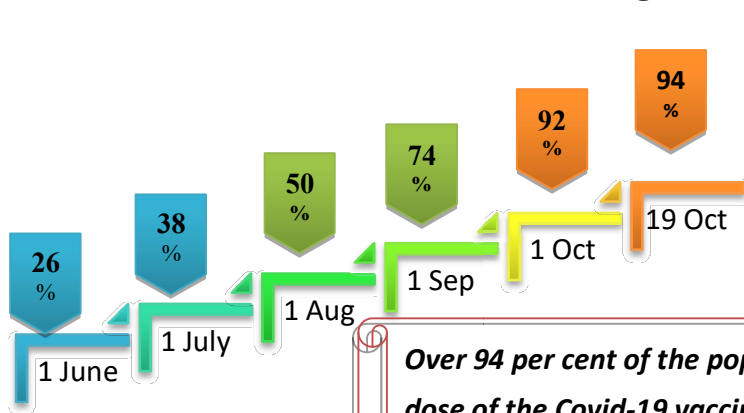
COVID-19 mass vaccinations are showing signs of preventing illness and steep decline in cases and hospital admissions in countries which done vaccination. Kerala started its vaccination for health care workers from January 16, 2021. The COVID-19 Vaccines Operational Guidelines issued by the Ministry of Health and Family Welfare, Govt. of India, 28th December 2020 and all subsequent Guidelines issued by Ministry of Health and Family Welfare, Govt of India are followed at the sites and all vaccination lanes

### Summary of COVID Vaccine Administered as on 19-10-2021 midnight



- 94%** of eligible population vaccinated with a single dose till October 19
- 46%** of eligible population vaccinated with double dose till October 19
- State has vaccinated more than **95%** of people aged more than 45 years with a single dose

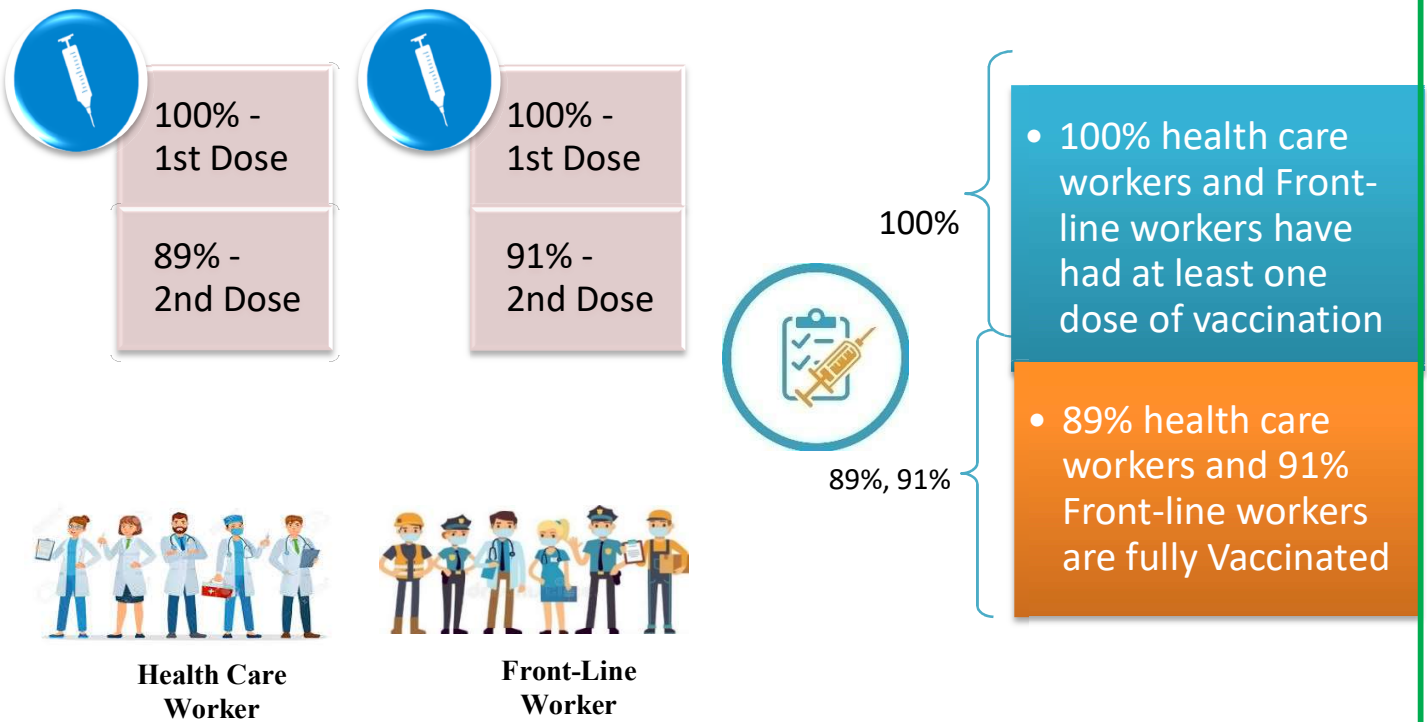
### Time Line of Vaccination Coverage



Kerala began administration of COVID 19 Vaccines on 16<sup>th</sup> January, 2021. As of 19<sup>th</sup> October 2021, Kerala has administered over 30 million doses overall, including first and second doses of vaccines.


**Over 94 per cent of the population in Kerala has been administered the first dose of the Covid-19 vaccine. The state has achieved the target within 276 days since the beginning of the vaccination drive on January 16.**

## Health Care Workers and Front-Line Workers Vaccinated



### Are You Vaccinated? You Still Need to Practice: SMS

- Even after vaccination, follow COVID appropriate behavior
- Practice Social Distancing and greet without physical contact
- Always wear clean face mask
- Wash your hands thoroughly and frequently or use hand sanitizer
- Follow the current COVID 19 guidelines to prevent further spread
- Stay Safe. Stay Strong. Get Vaccinated



Even After Getting Vaccinated Keep Taking Precautions to Protect Your Self

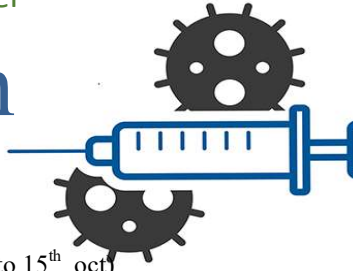


## The Race Towards Full Vaccination - Weekly Trend 9<sup>th</sup> Oct – 15<sup>th</sup> Oct

Kerala Administered over  
**4.56 Lakh**

COVID Vaccine Doses

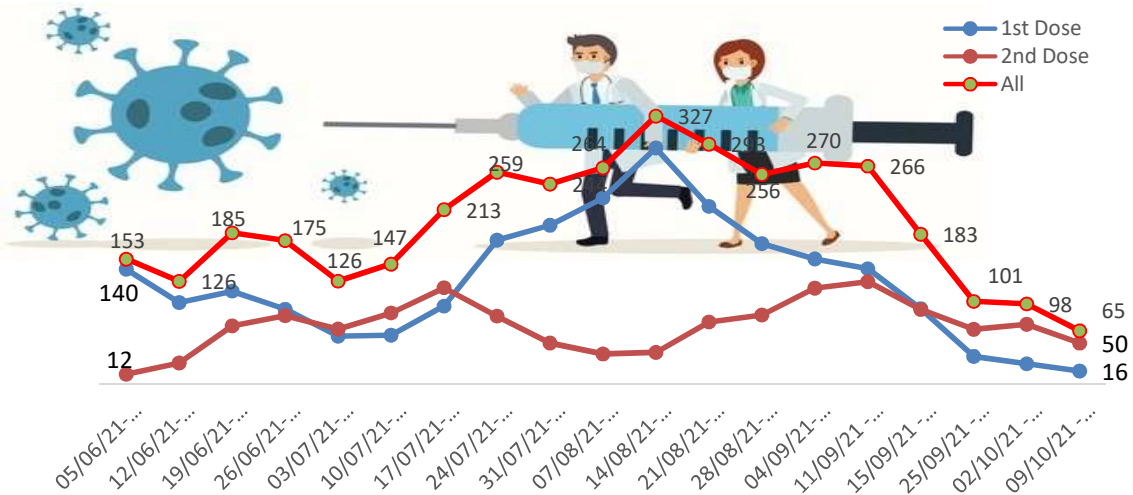
in the last 7 days (9<sup>th</sup> Oct to 15<sup>th</sup> Oct)



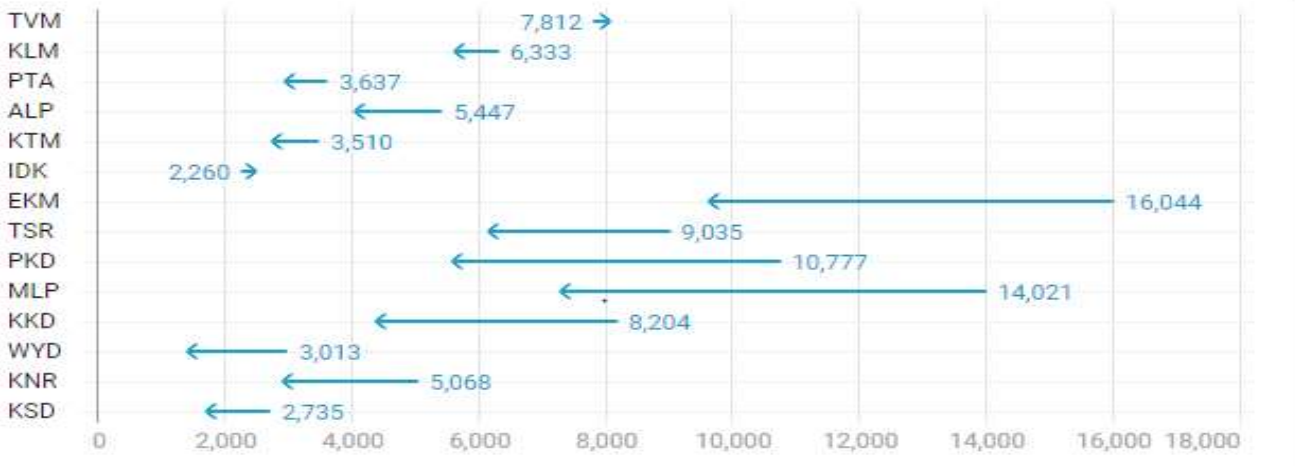
From October 9<sup>th</sup> to 15<sup>th</sup>, on average

**0.65 lakh** doses were administered daily.

Average Doses Administered Per day per week (in 1000)



Trend in average per day vaccination for the last two weeks



## Important Message to the Public

- a. *Infection or infection rate is only a part and disease manifestation of disease is to be monitored*
- b. *Fatality among vaccinated people is very less. Disease severity among vaccinated people is less.*
- c. *People with comorbidity should be careful. Once detected covid positive they should get admitted and do not stay at home.*
- d. *Death among non-vaccinated people, especially people with comorbidity is because of late arrival in hospitals*
- e. *Diabetes and Hypertension together is the most common cause of patient death if they arrive late.*
- f. *Vaccinated people, only if symptomatic are advised to consult Doctor.*
- g. *Non Vaccinated people, if symptomatic, may do RTPCR test*
- h. *Antigen testing is only for emergency purpose*
- i. *Non vaccinated people with co-morbidities to do testing by RTPCR and consult doctor*
- j. *Repeat RTPCR is not needed among the people who are detected COVID positive in the previous 2 months*
- k. *All young person detected positive and at home isolation should do glucose test*

TABLE1.Total Vaccination done in the State as on 19/10/2021 midnight

State Summary till			20/10/2021	at 12 AM		
District	Target	First Dose	Percentage *	Second Dose	Percentage *	Total Doses Administered
Alappuzha	1704179	1508729	89%	771199	45%	22,79,928
Ernakulam	2954098	2929563	99%	1606562	54%	45,36,125
Idukki	869082	855070	98%	433615	50%	12,88,685
Kannur	1913861	1877455	98%	848125	44%	27,25,580
Kasaragod	992363	901992	91%	481891	49%	13,83,883
Kollam	2093511	1938832	93%	955918	46%	28,94,750
Kottayam	1665546	1468697	88%	746156	45%	22,14,853
Kozhikode	2499523	2321331	93%	1065105	43%	33,86,436
Malappuram	2988358	2798954	94%	1020501	34%	38,19,455
Palakkad	2140261	1971861	92%	841359	39%	28,13,220
Pathanamthitta	1036488	1043695	101%	625094	60%	16,68,789
Thiruvananthapuram	2675400	2564021	96%	1432991	54%	39,97,012
Thrissur	2545664	2279661	90%	1150103	45%	34,29,764
Wayanad	659698	655921	99%	385732	58%	10,41,653
<b>Grand Total</b>	<b>26738032</b>	<b>25115782</b>	<b>94%</b>	<b>12364351</b>	<b>46%</b>	<b>3,74,80,133</b>
*Revised target population(> 18 years) as per MOHFW is 2.67 crores *As per letter from Additional Secretary MOHFW- D O No 2317579/2021/Imm dated 15/09/2021						

TABLE2.Covid-19 Vaccination Center Functional in the State as on 19/10/2021 midnight

DISTRICTS	Public	Private	Total
Alappuzha	70	5	75
Ernakulam	7	54	61
Idukki	19	9	28
Kannur	15	21	36
Kasaragod	35	3	38
Kollam	9	24	33
Kottayam	6	13	19
Kozhikode	44	31	75
Malappuram	30	13	43
Palakkad	9	16	25
Pathanamthitta	62	14	76
Thiruvananthapuram	121	22	143
Thrissur	28	33	61
Wayanad	0	3	3
<b>GrandTotal</b>	<b>455</b>	<b>261</b>	<b>716</b>

TABLE3. Health Care Workers Coverage as on 19/10/2021 midnight

<i>DISTRICT</i>	<i>1<sup>ST</sup> DOSE</i>	<i>Percentage</i>	<i>2<sup>ND</sup> DOSE</i>	<i>Percentage Fully Vaccinated</i>
<b>Alappuzha</b>	29005	100%	26462	91%
<b>Ernakulam</b>	85536	100%	73230	86%
<b>Idukki</b>	13548	100%	12637	93%
<b>Kannur</b>	40375	100%	36562	91%
<b>Kasaragod</b>	11608	100%	10514	91%
<b>Kollam</b>	36024	100%	32651	91%
<b>Kottayam</b>	38693	100%	34965	90%
<b>Kozhikode</b>	52722	100%	46201	88%
<b>Malappuram</b>	44816	100%	40461	90%
<b>Palakkad</b>	34667	100%	30803	89%
<b>Pathanamthitta</b>	29325	100%	24259	83%
<b>Thiruvananthapuram</b>	73398	100%	64267	88%
<b>Thrissur</b>	51904	100%	47844	92%
<b>Wayanad</b>	13973	100%	13023	93%
<b>GrandTotal</b>	<b>555594</b>	<b>100%</b>	<b>493879</b>	<b>89%</b>

TABLE4. Frontline workers Coverage as on 19/10/2021 midnight

<i>DISTRICT</i>	<i>1<sup>ST</sup> DOSE</i>	<i>Percentage</i>	<i>2<sup>nd</sup> DOSE</i>	<i>Percentage Fully Vaccinated</i>
<b>Alappuzha</b>	39108	100%	35689	91%
<b>Ernakulam</b>	54910	100%	48688	89%
<b>Idukki</b>	22982	100%	20556	89%
<b>Kannur</b>	41369	100%	39235	95%
<b>Kasaragod</b>	24610	100%	21911	89%
<b>Kollam</b>	42208	100%	37096	88%
<b>Kottayam</b>	32125	100%	29639	92%
<b>Kozhikode</b>	55251	100%	50411	91%
<b>Malappuram</b>	53899	100%	49794	92%
<b>Palakkad</b>	48084	100%	44047	92%
<b>Pathanamthitta</b>	25240	100%	21711	86%
<b>Thiruvananthapuram</b>	72947	100%	64685	89%
<b>Thrissur</b>	41896	100%	39645	95%
<b>Wayanad</b>	17017	100%	15778	93%
<b>GrandTotal</b>	<b>571646</b>	<b>100%</b>	<b>518885</b>	<b>91%</b>



TABLE5.Age-Appropriate Group (≥45 Years) Coverage as on 19/10/2021 midnight

Age appropriate group (≥45 years) Coverage as on 20/10/2021, 12 AM					
District	Target	1 <sup>st</sup> dose coverage	Percentage	2nd dose	Percentage Fully Vaccinated*
Alappuzha	960001	846193	88%	533364	56%
Ernakulam	1483234	1428935	96%	1001418	68%
Idukki	431545	434945	101%	302863	70%
Kannur	965897	937880	97%	574042	59%
Kasaragod	435487	425660	98%	320980	74%
Kollam	1038759	1032726	99%	667481	64%
Kottayam	902961	814068	90%	499717	55%
Kozhikode	1185845	1151321	97%	708084	60%
Malappuram	1210980	1159486	96%	652313	54%
Palakkad	1051934	955523	91%	556049	53%
Pathanamthitta	575669	585739	102%	456944	79%
Thiruvananthapuram	1366301	1287779	94%	920752	67%
Thrissur	1271199	1217416	96%	766446	60%
Wayanad	298546	302100	101%	246506	83%
<b>GrandTotal</b>	<b>13178358</b>	<b>12579771</b>	<b>95%</b>	<b>8206959</b>	<b>62%</b>

\*Amongthosewhotook1<sup>st</sup>Dose

TABLE6.Age-Appropriate Group (18-44Years) Coverage as on 19/10/2021 midnight

18-44 years Coverage as on 20/10/2021 at 12 AM					
District	Target	First Dose		2nd Dose	Percentage fully vaccinated*
		1st Dose Coverage	Percentage	Coverage	
Alappuzha	744178	594423	80%	175684	24%
Ernakulam	1470864	1360182	92%	483226	33%
Idukki	437537	383595	88%	97559	22%
Kannur	947964	857831	90%	198286	21%
Kasaragod	556876	440114	79%	128486	23%
Kollam	1054752	827874	78%	218690	21%
Kottayam	762585	583811	77%	181835	24%
Kozhikode	1313678	1062037	81%	260409	20%
Malappuram	1777378	1540753	87%	277933	16%
Palakkad	1088327	933587	86%	210460	19%
Pathanamthitta	460819	403391	88%	122180	27%
Thiruvananthapuram	1309099	1129897	86%	383287	29%
Thrissur	1274465	968445	76%	296168	23%
Wayanad	361152	322831	89%	110425	31%
<b>Grand Total</b>	<b>13559674</b>	<b>11408771</b>	<b>84%</b>	<b>3144628</b>	<b>23%</b>

\*Among those who have taken first dose



TABLE7.Achievement for the day 19/10/2021 midnight

<i>DISTRICT</i>	<i>1<sup>st</sup> Dose</i>	<i>2<sup>nd</sup> Dose</i>	<i>Total</i>
Alappuzha	354	2039	2393
Ernakulam	580	3339	3919
Idukki	163	2287	2450
Kannur	265	1399	1664
Kasaragod	343	1977	2320
Kollam	238	1390	1628
Kottayam	171	1666	1837
Kozhikode	1369	5231	6600
Malappuram	1138	3445	4583
Palakkad	262	2038	2300
Pathanamthitta	196	1837	2033
Thiruvananthapuram	3076	15549	18625
Thrissur	820	6548	7368
Wayanad	30	456	486
<b>GrandTotal</b>	<b>9005</b>	<b>49201</b>	<b>58206</b>

\*\* Vaccine stock details couldn't be downloaded from e-VIN portal as the portal is down.

TABLE9.COVID Vaccination related sites

<a href="mailto:support@cowin.gov.in">support@cowin.gov.in</a> <a href="https://www.cowin.gov.in/home">https://www.cowin.gov.in/home</a> <a href="https://dashboard.kerala.gov.in/">https://dashboard.kerala.gov.in/</a> <a href="https://dhs.kerala.gov.in/https://aogyakeralam.gov.in/https://sha.kerala.gov.in/">https://dhs.kerala.gov.in/https://aogyakeralam.gov.in/https://sha.kerala.gov.in/</a>
---

*TABLE 10. COVID Vaccination related Helpline numbers*

<b>National/State/District</b>	<b>Line1</b>	<b>Line2</b>	<b>Line3</b>
National Helpline	1075	+91 1123978046	0120 4473222
Disha	1056	04712552056	
StateCallCenter	04712309251	04712309252	04712309255
Thiruvananthapuram	9188610100	1077	
Kollam	04742797609	8589015556	
Pathanamthitta	04682222515	04682228220	
Alappuzha	04772239999		
Kottayam	04812565200	04812304800	04812581900
Idukki	18004255640	04862232220	04862233118
Ernakulam	9072303861		
Thrissur	9400066921	9400066922	9400066923
Palakkad	04912505264	04912505189	8943341439
Malappuram	04832733253	04832737858	04832733252
Kozhikode	7594001442		
Wayanad	04936202343	04936202375	9072510900
Kannur	04972700194		
Kasargod	9061076590	9061079244	9061078026