



കേരള സർക്കാർ

COVID-19 OUTBREAK CONTROL AND PREVENTION STATE  
CELL HEALTH & FAMILY WELFARE DEPARTMENT  
Govt of Kerala  
[www.health.kerala.gov.in](http://www.health.kerala.gov.in)

[www.dhs.kerala.gov.in](http://www.dhs.kerala.gov.in)

[controlroomdhskerala@gmail.com](mailto:controlroomdhskerala@gmail.com)

**KeralaHEALTH-COVID-19 DAILY VACCINATION BULLETIN**

**Date:21/10/2021**

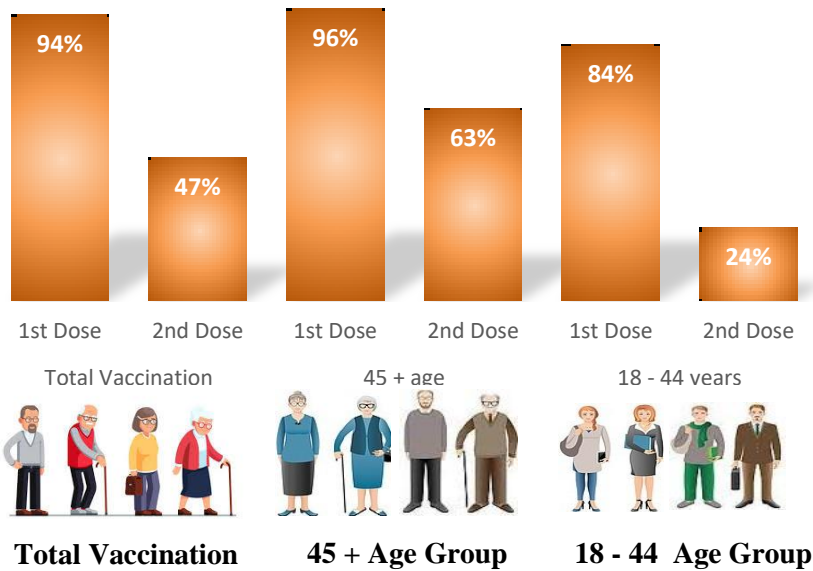
**OUR HEALTH OUR RESPONSIBILITY  
VACCINE ADVISORY**

- *People who are vaccinated with Covid Vaccine are reported to have reduced Covid related ICU admissions, serious disease and death.*
- *Early vaccination is useful to safeguard our life from this deadly disease.*
- *Vaccination sessions are planned as per the availability of vaccine. All are requested to cooperate.*
- *After receiving the first dose, second dose of Covishield vaccine is to be taken between 12–16 weeks and second dose of Covaxin between 4-6weeks.*
- *Covid vaccination is currently available to all above the age of 18.*
- *Vaccination is available free of cost in all Government covid vaccination centers, and at a nominal rate (as per the GoI order F.No.2079203/2021/Immunization) in selected private Hospitals.*
- **ENSURE ALL YOUR ELIGIBLE FAMILY MEMBERS ARE PROTECTED BY RECEIVING ANY OF THE AVAILABLE COVID VACCINE.**
- **“BOTH COVAXIN AND COVISHIELD ARE EQUALLY EFFECTIVE AND SAFE”**
- **“BE FULLY PROTECTED – GET THE SECOND DOSE AT YOUR SCHEDULED TIME”**

## ANALYSIS

COVID-19 mass vaccinations are showing signs of preventing illness and steep decline in cases and hospital admissions in countries which done vaccination. Kerala started its vaccination for health care workers from January 16, 2021. The COVID-19 Vaccines Operational Guidelines issued by the Ministry of Health and Family Welfare, Govt. of India, 28th December 2020 and all subsequent Guidelines issued by Ministry of Health and Family Welfare, Govt of India are followed at the sites and all vaccination lanes

## Summary of COVID Vaccine Administered as on 21-10-2021 midnight

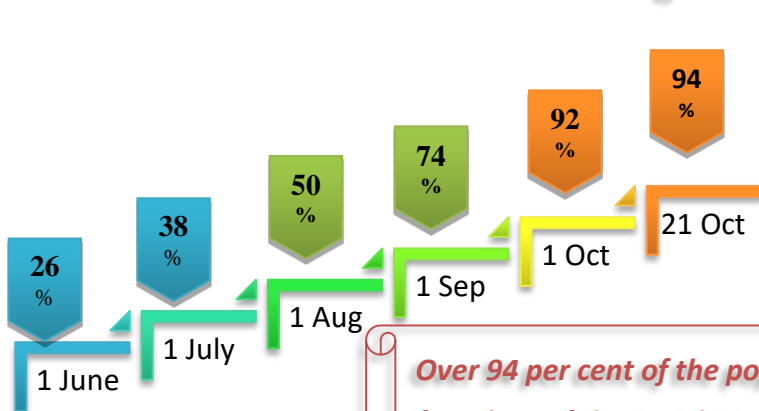


94% of eligible population vaccinated with a single dose till October 21

47% of eligible population vaccinated with double dose till October 21

State has vaccinated more than 96% of people aged more than 45 years with a single dose

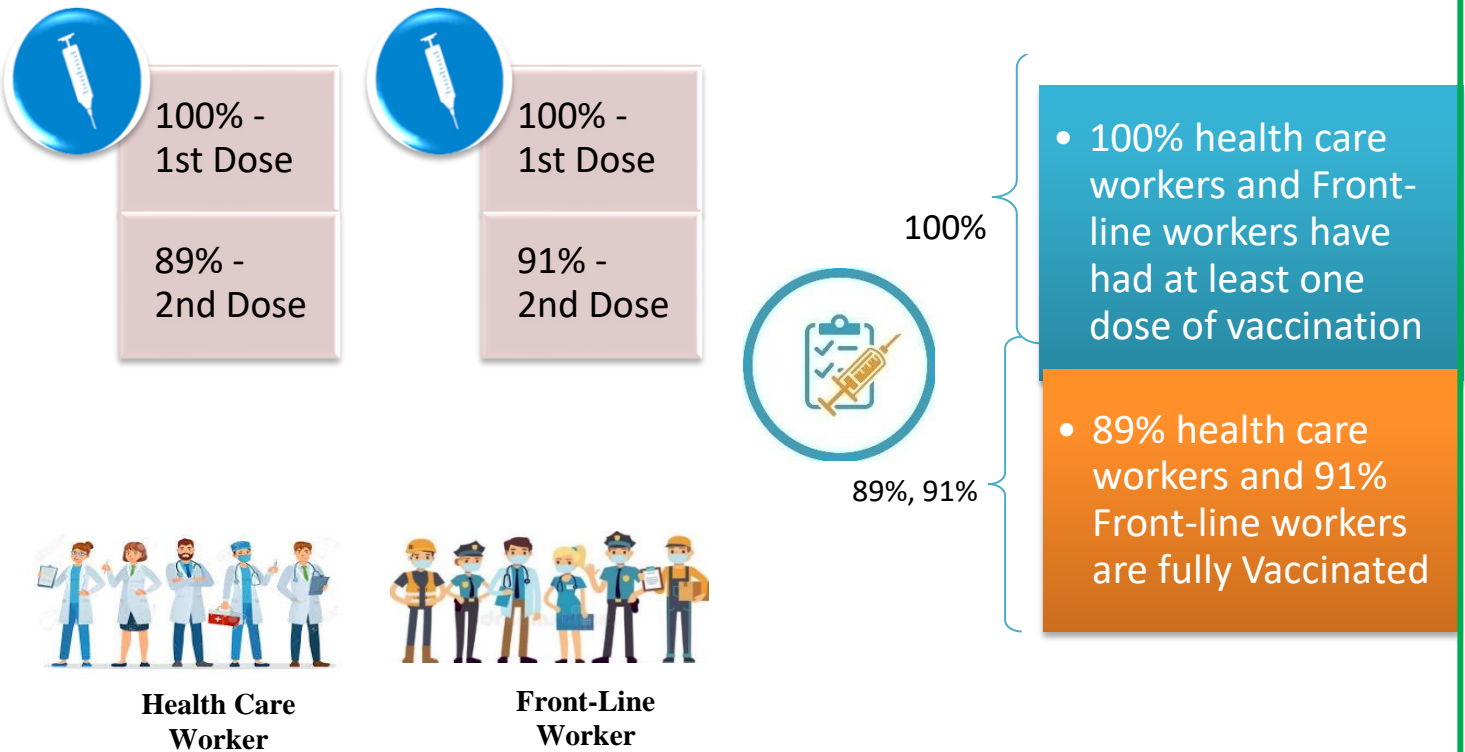
## Time Line of Vaccination Coverage



Kerala began administration of COVID 19 Vaccines on 16<sup>th</sup> January, 2021. As of 21<sup>st</sup> October 2021, Kerala has administered over 30 million doses overall, including first and second doses of vaccines.

**Over 94 per cent of the population in Kerala has been administered the first dose of the Covid-19 vaccine. The state has achieved the target within 278 days since the beginning of the vaccination drive on January 16.**

## Health Care Workers and Front-Line Workers Vaccinated



### Are You Vaccinated? You Still Need to Practice:

- Even after vaccination, follow COVID appropriate behavior
- Practice Social Distancing and greet without physical contact
- Always wear clean face mask
- Wash your hands thoroughly and frequently or use hand sanitizer
- Follow the current COVID 19 guidelines to prevent further spread
- Stay Safe. Stay Strong. Get Vaccinated



Even After Getting Vaccinated Keep Taking Precautions to Protect Your Self



**GET VACCINATED**



**WASH YOUR HANDS**



**WEAR A MASK**



**KEEP YOUR DISTANCE**

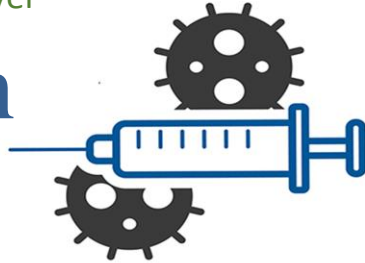
# The Race Towards Full Vaccination - Weekly Trend

9<sup>th</sup> Oct – 15<sup>th</sup> Oct

Kerala Administered over

## 4.56 Lakh

COVID Vaccine Doses

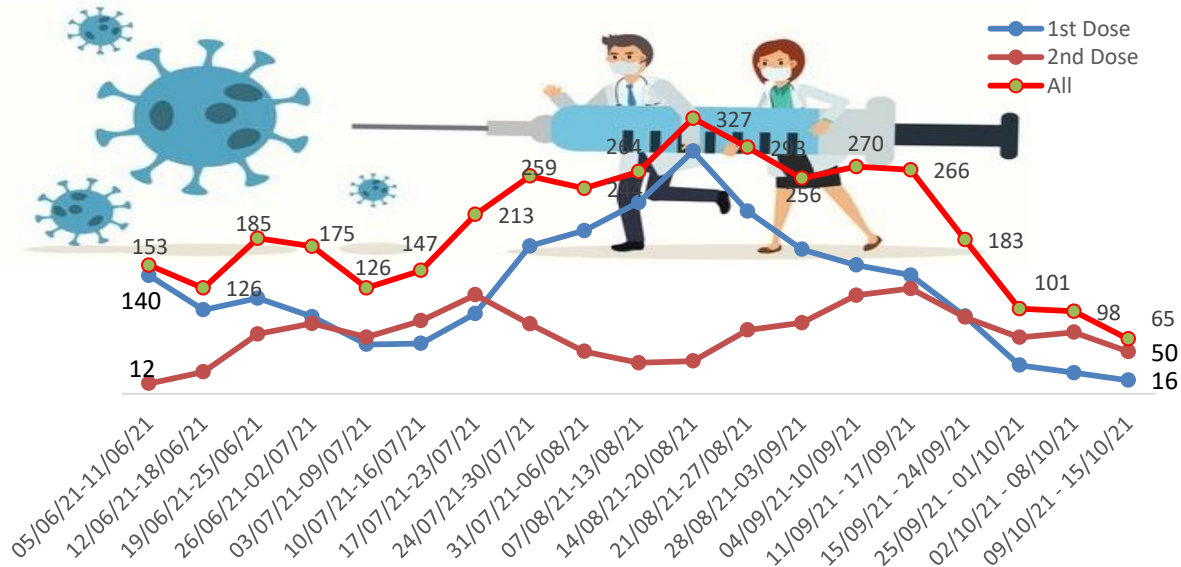


From October 9<sup>th</sup> to 15<sup>th</sup>, on average

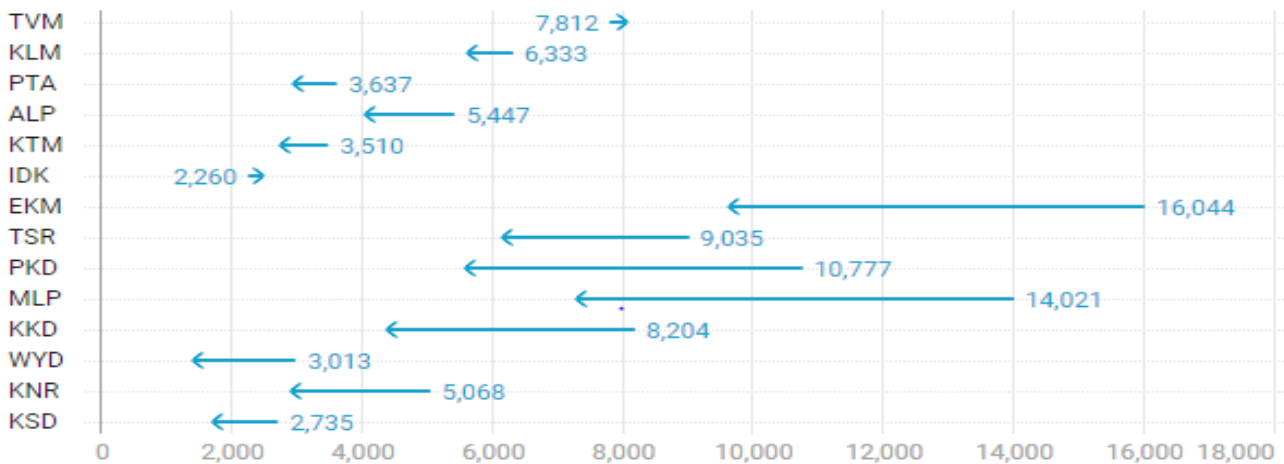
## 0.65 lakh doses

were administered daily.

Average Doses Administered Per day per week (in 1000)



Trend in average per day vaccination for the last two weeks



## Important Message to the Public

- a. *Infection or infection rate is only a part and disease manifestation of disease is to be monitored*
- b. *Fatality among vaccinated people is very less. Disease severity among vaccinated people is less.*
- c. *People with comorbidity should be careful. Once detected covid positive they should get admitted and do not stay at home.*
- d. *Death among non-vaccinated people, especially people with comorbidity is because of late arrival in hospitals*
- e. *Diabetes and Hypertension together is the most common cause of patient death if they arrive late.*
- f. *Vaccinated people, only if symptomatic are advised to consult Doctor.*
- g. *Non Vaccinated people, if symptomatic, may do RTPCR test*
- h. *Antigen testing is only for emergency purpose*
- i. *Non vaccinated people with co-morbidities to do testing by RTPCR and consult doctor*
- j. *Repeat RTPCR is not needed among the people who are detected COVID positive in the previous 2 months*
- k. *All young person detected positive and at home isolation should do glucose test*

TABLE1.Total Vaccination done in the State as on 21/10/2021 midnight

State Summary till			22/10/2021	at 12 AM		
District	Target	First Dose	Percentage *	Second Dose	Percentage *	Total Doses Administered
Alappuzha	1704179	1510739	89%	784071	46%	22,94,810
Ernakulam	2954098	2934303	99%	1631274	55%	45,65,577
Idukki	869082	856091	99%	444179	51%	13,00,270
Kannur	1913861	1880127	98%	860510	45%	27,40,637
Kasaragod	992363	903594	91%	488518	49%	13,92,112
Kollam	2093511	1941215	93%	969175	46%	29,10,390
Kottayam	1665546	1470324	88%	761761	46%	22,32,085
Kozhikode	2499523	2324532	93%	1076404	43%	34,00,936
Malappuram	2988358	2806390	94%	1036093	35%	38,42,483
Palakkad	2140261	1976014	92%	863320	40%	28,39,334
Pathanamthitta	1036488	1044730	101%	634292	61%	16,79,022
Thiruvananthapuram	2675400	2565228	96%	1439672	54%	40,04,900
Thrissur	2545664	2283340	90%	1180475	46%	34,63,815
Wayanad	659698	656657	100%	394796	60%	10,51,453
<b>Grand Total</b>	<b>26738032</b>	<b>25153284</b>	<b>94%</b>	<b>12564540</b>	<b>47%</b>	<b>3,77,17,824</b>
	*Revised target population(> 18 years) as per MOHFW is 2.67 crores *As per letter from Additional Secretary MOHFW- D O No 2317579/2021/Imm dated 15/09/2021					

TABLE2.Covid-19 Vaccination Center Functional in the State as on 21/10/2021 midnight

<i>DISTRICTS</i>	Public	Private	Total
Alappuzha	82	6	88
Ernakulam	93	59	152
Idukki	51	7	58
Kannur	85	21	106
Kasaragod	94	6	100
Kollam	97	30	127
Kottayam	83	13	96
Kozhikode	48	31	79
Malappuram	65	14	79
Palakkad	102	15	117
Pathanamthitta	62	14	76
Thiruvananthapuram	118	26	144
Thrissur	87	31	118
Wayanad	54	2	56
<b>GrandTotal</b>	<b>1121</b>	<b>275</b>	<b>1396</b>

TABLE3. Health Care Workers Coverage as on 21/10/2021 midnight

<i>DISTRICT</i>	<i>1<sup>ST</sup> DOSE</i>	<i>Percentage</i>	<i>2<sup>ND</sup> DOSE</i>	<i>Percentage Fully Vaccinated</i>
<b>Alappuzha</b>	29005	100%	26492	91%
<b>Ernakulam</b>	85536	100%	73337	86%
<b>Idukki</b>	13548	100%	12651	93%
<b>Kannur</b>	40375	100%	36606	91%
<b>Kasaragod</b>	11608	100%	10523	91%
<b>Kollam</b>	36024	100%	32703	91%
<b>Kottayam</b>	38693	100%	35018	91%
<b>Kozhikode</b>	52723	100%	46254	88%
<b>Malappuram</b>	44816	100%	40505	90%
<b>Palakkad</b>	34667	100%	30857	89%
<b>Pathanamthitta</b>	29325	100%	24301	83%
<b>Thiruvananthapuram</b>	73398	100%	64282	88%
<b>Thrissur</b>	51904	100%	47907	92%
<b>Wayanad</b>	13973	100%	13032	93%
<b>GrandTotal</b>	<b>555595</b>	<b>100%</b>	<b>494468</b>	<b>89%</b>

TABLE4. Frontline workers Coverage as on 21/10/2021 midnight

<i>DISTRICT</i>	<i>1<sup>ST</sup> DOSE</i>	<i>Percentage</i>	<i>2<sup>nd</sup> DOSE</i>	<i>Percentage Fully Vaccinated</i>
<b>Alappuzha</b>	39108	100%	35724	91%
<b>Ernakulam</b>	54910	100%	48780	89%
<b>Idukki</b>	22983	100%	20594	90%
<b>Kannur</b>	41369	100%	39258	95%
<b>Kasaragod</b>	24610	100%	21930	89%
<b>Kollam</b>	42208	100%	37158	88%
<b>Kottayam</b>	32125	100%	29697	92%
<b>Kozhikode</b>	55251	100%	50478	91%
<b>Malappuram</b>	53899	100%	49849	92%
<b>Palakkad</b>	48084	100%	44123	92%
<b>Pathanamthitta</b>	25240	100%	21760	86%
<b>Thiruvananthapuram</b>	72948	100%	64722	89%
<b>Thrissur</b>	41897	100%	39685	95%
<b>Wayanad</b>	17017	100%	15791	93%
<b>GrandTotal</b>	<b>571649</b>	<b>100%</b>	<b>519549</b>	<b>91%</b>



TABLE5.Age-Appropriate Group (≥45 Years) Coverage as on 21/10/2021 midnight

Age appropriate group (≥45 years) Coverage as on 22/10/2021, 12 AM					
District	Target	1 <sup>st</sup> dose coverage	Percentage	2nd dose	Percentage Fully Vaccinated*
Alappuzha	960001	846885	88%	538749	56%
Ernakulam	1483234	1430109	96%	1010988	68%
Idukki	431545	435279	101%	305449	71%
Kannur	965897	938511	97%	578951	60%
Kasaragod	435487	425878	98%	322257	74%
Kollam	1038759	1033341	99%	671977	65%
Kottayam	902961	814585	90%	505128	56%
Kozhikode	1185845	1152003	97%	712155	60%
Malappuram	1210980	1160743	96%	657081	54%
Palakkad	1051934	956400	91%	564971	54%
Pathanamthitta	575669	586019	102%	459358	80%
Thiruvananthapuram	1366301	1288184	94%	922868	68%
Thrissur	1271199	1218594	96%	777755	61%
Wayanad	298546	302187	101%	247506	83%
<b>GrandTotal</b>	<b>13178358</b>	<b>12588718</b>	<b>96%</b>	<b>8275193</b>	<b>63%</b>

\*Amongthosewhotook1<sup>st</sup>Dose

TABLE6.Age-Appropriate Group (18-44Years) Coverage as on 21/10/2021 midnight

18-44 years Coverage as on 22/10/2021 at 12 AM					
District	Target	First Dose		2nd Dose Coverage	Percentage fully vaccinated*
		1st Dose Coverage	Percentage		
Alappuzha	744178	595741	80%	183106	25%
Ernakulam	1470864	1363748	93%	498169	34%
Idukki	437537	384281	88%	105485	24%
Kannur	947964	859872	91%	205695	22%
Kasaragod	556876	441498	79%	133808	24%
Kollam	1054752	829642	79%	227337	22%
Kottayam	762585	584921	77%	191918	25%
Kozhikode	1313678	1064555	81%	267517	20%
Malappuram	1777378	1546932	87%	288658	16%
Palakkad	1088327	936863	86%	223369	21%
Pathanamthitta	460819	404146	88%	128873	28%
Thiruvananthapuram	1309099	1130698	86%	387800	30%
Thrissur	1274465	970945	76%	315128	25%
Wayanad	361152	323480	90%	118467	33%
<b>Grand Total</b>	<b>13559674</b>	<b>11437322</b>	<b>84%</b>	<b>3275330</b>	<b>24%</b>

\*Among those who have taken first dose



TABLE7.Achievement for the day 21/10/2021 midnight

<i>DISTRICT</i>	<i>1<sup>st</sup> Dose</i>	<i>2<sup>nd</sup> Dose</i>	<i>Total</i>
Alappuzha	1211	8605	9816
Ernakulam	3381	19596	22977
Idukki	725	7114	7839
Kannur	1770	7773	9543
Kasaragod	707	2736	3443
Kollam	1912	10664	12576
Kottayam	1204	11214	12418
Kozhikode	1504	6055	7559
Malappuram	4011	8195	12206
Palakkad	2064	10562	12626
Pathanamthitta	516	5227	5743
Thiruvananthapuram	766	4165	4931
Thrissur	2314	20626	22940
Wayanad	303	4686	4989
<b>GrandTotal</b>	<b>22388</b>	<b>127218</b>	<b>149606</b>

\*\* Vaccine stock details couldn't be downloaded from e-VIN portal as the portal is down.

TABLE9.COVID Vaccination related sites

<a href="mailto:support@cowin.gov.in">support@cowin.gov.in</a> <a href="https://www.cowin.gov.in/home">https://www.cowin.gov.in/home</a> <a href="https://dashboard.kerala.gov.in/">https://dashboard.kerala.gov.in/</a> <a href="https://dhs.kerala.gov.in/https://aogyakeralam.gov.in/https://sha.kerala.gov.in/">https://dhs.kerala.gov.in/https://aogyakeralam.gov.in/https://sha.kerala.gov.in/</a>
---

*TABLE 10. COVID Vaccination related Helpline numbers*

<b>National/State/District</b>	<b>Line1</b>	<b>Line2</b>	<b>Line3</b>
National Helpline	1075	+91 1123978046	0120 4473222
Disha	1056	04712552056	
StateCallCenter	04712309251	04712309252	04712309255
Thiruvananthapuram	9188610100	1077	
Kollam	04742797609	8589015556	
Pathanamthitta	04682222515	04682228220	
Alappuzha	04772239999		
Kottayam	04812565200	04812304800	04812581900
Idukki	18004255640	04862232220	04862233118
Ernakulam	9072303861		
Thrissur	9400066921	9400066922	9400066923
Palakkad	04912505264	04912505189	8943341439
Malappuram	04832733253	04832737858	04832733252
Kozhikode	7594001442		
Wayanad	04936202343	04936202375	9072510900
Kannur	04972700194		
Kasargod	9061076590	9061079244	9061078026