



കേരള സർക്കാർ

COVID-19 OUTBREAK CONTROL AND PREVENTION STATE  
CELL HEALTH & FAMILY WELFARE DEPARTMENT  
Govt of Kerala  
[www.health.kerala.gov.in](http://www.health.kerala.gov.in)

[www.dhs.kerala.gov.in](http://www.dhs.kerala.gov.in)

[controlroomdhskerala@gmail.com](mailto:controlroomdhskerala@gmail.com)

**KeralaHEALTH-COVID-19 DAILY VACCINATION BULLETIN**

**Date:24/10/2021**

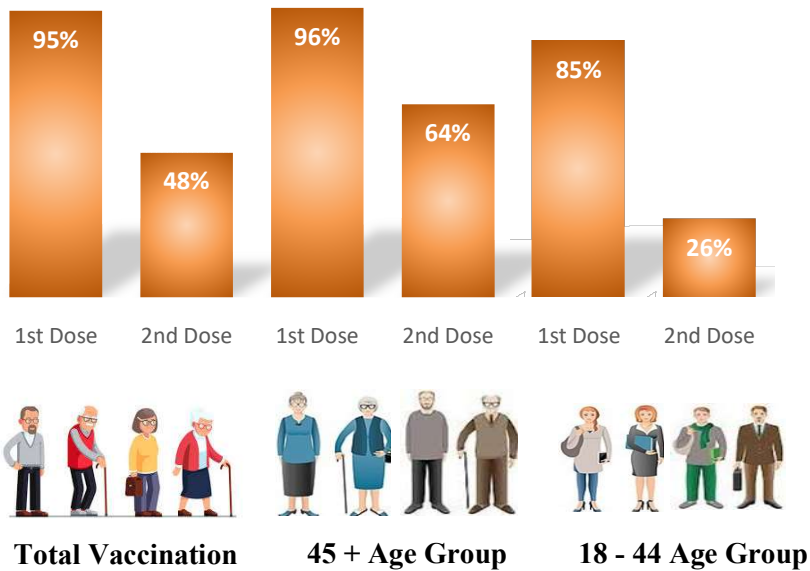
**OUR HEALTH OUR RESPONSIBILITY  
VACCINE ADVISORY**

- *People who are vaccinated with Covid Vaccine are reported to have reduced Covid related ICU admissions, serious disease and death.*
- *Early vaccination is useful to safeguard our life from this deadly disease.*
- *Vaccination sessions are planned as per the availability of vaccine. All are requested to cooperate.*
- *After receiving the first dose, second dose of Covishield vaccine is to be taken between 12–16 weeks and second dose of Covaxin between 4-6 weeks.*
- *Covid vaccination is currently available to all above the age of 18.*
- *Vaccination is available free of cost in all Government covid vaccination centers, and at a nominal rate (as per the GoI order F.No.2079203/2021/Immunization) in selected private Hospitals.*
- **ENSURE ALL YOUR ELIGIBLE FAMILY MEMBERS ARE PROTECTED BY RECEIVING ANY OF THE AVAILABLE COVID VACCINE.**
- **“BOTH COVAXIN AND COVISHIELD ARE EQUALLY EFFECTIVE AND SAFE”**
- **“BE FULLY PROTECTED – GET THE SECOND DOSE AT YOUR SCHEDULED TIME”**

## ANALYSIS

COVID-19 mass vaccinations are showing signs of preventing illness and steep decline in cases and hospital admissions in countries which done vaccination. Kerala started its vaccination for health care workers from January 16, 2021. The COVID-19 Vaccines Operational Guidelines issued by the Ministry of Health and Family Welfare, Govt. of India, 28th December 2020 and all subsequent Guidelines issued by Ministry of Health and Family Welfare, Govt of India are followed at the sites and all vaccination lanes

### Summary of COVID Vaccine Administered as on 24-10-2021 midnight

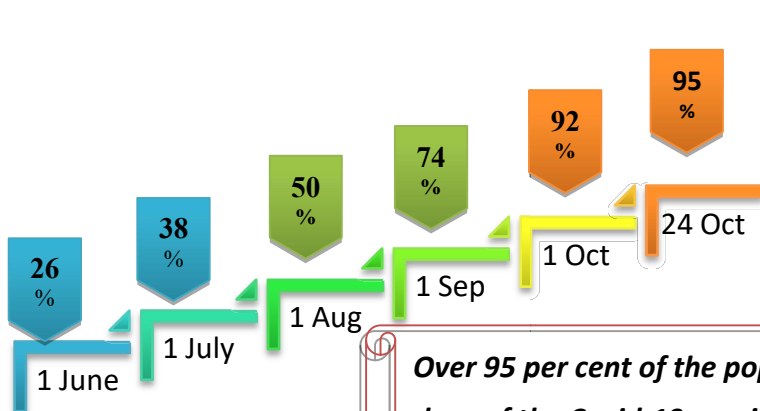


95% of eligible population vaccinated with a single dose till October 24

48% of eligible population vaccinated with double dose till October 24

State has vaccinated more than 96% of people aged more than 45 years with a single dose

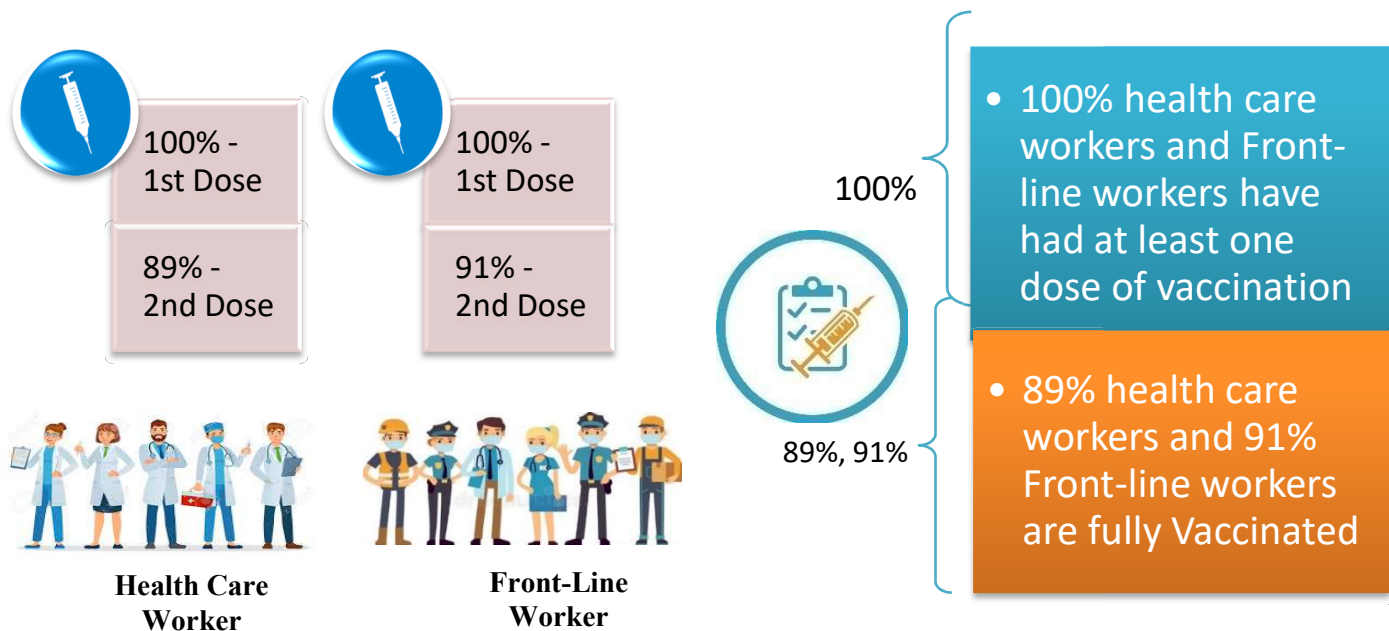
### Time Line of Vaccination Coverage



Kerala began administration of COVID 19 Vaccines on 16<sup>th</sup> January, 2021. As of 24<sup>th</sup> October 2021, Kerala has administered over 30 million doses overall, including first and second doses of vaccines.

**Over 95 per cent of the population in Kerala has been administered the first dose of the Covid-19 vaccine. The state has achieved the target within 281 days since the beginning of the vaccination drive on January 16.**

# Health Care Workers and Front-Line Workers Vaccinated



## Are You Vaccinated? You Still Need to Practice: SMS

- Even after vaccination, follow COVID appropriate behavior
- Practice Social Distancing and greet without physical contact
- Always wear clean face mask
- Wash your hands thoroughly and frequently or use hand sanitizer
- Follow the current COVID 19 guidelines to prevent further spread
- Stay Safe. Stay Strong. Get Vaccinated



Even After Getting Vaccinated Keep Taking Precautions to Protect Your Self



# The Race Towards Full Vaccination - Weekly Trend

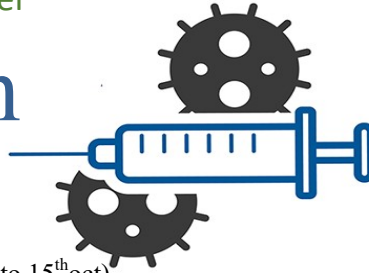
16<sup>th</sup> Oct – 22<sup>th</sup> Oct

Kerala Administered over

## 4.56 Lakh

COVID Vaccine Doses

in the last 7 days (9<sup>th</sup> Oct to 15<sup>th</sup> Oct)

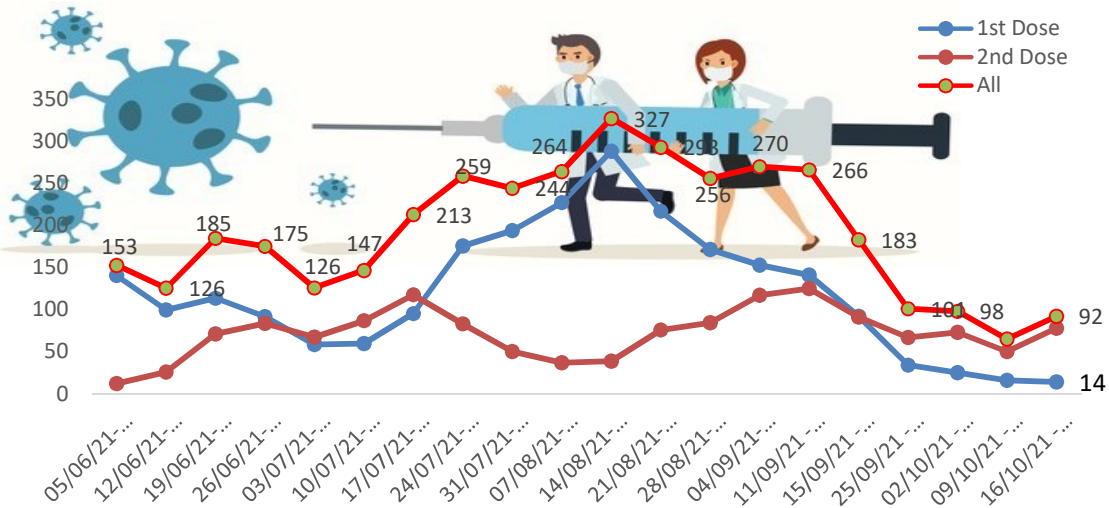


From October 16<sup>th</sup> to 23<sup>th</sup>, on average

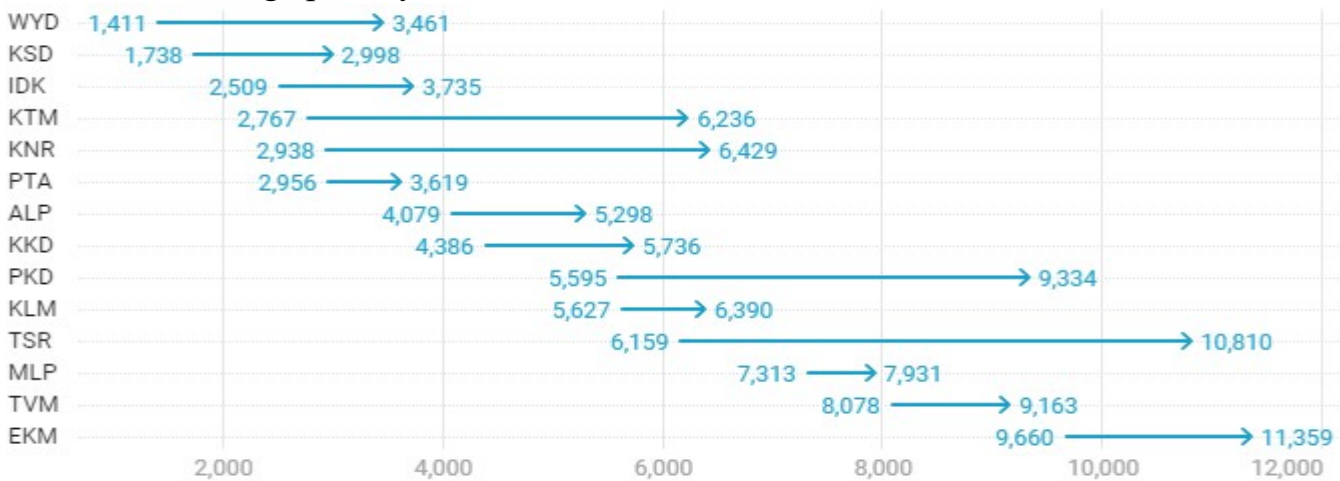
## 0.92 lakh

doses were administered daily.

Average Doses Administered Per day per week (in 1000)



Trend in average per day vaccination for the last two weeks



## Important Message to the Public

- a. *Infection or infection rate is only a part and disease manifestation of disease is to be monitored*
- b. *Fatality among vaccinated people is very less. Disease severity among vaccinated people is less.*
- c. *People with comorbidity should be careful. Once detected covid positive they should get admitted and do not stay at home.*
- d. *Death among non-vaccinated people, especially people with comorbidity is because of late arrival in hospitals*
- e. *Diabetes and Hypertension together is the most common cause of patient death if they arrive late.*
- f. *Vaccinated people, only if symptomatic are advised to consult Doctor.*
- g. *Non Vaccinated people, if symptomatic, may do RTPCR test*
- h. *Antigen testing is only for emergency purpose*
- i. *Non vaccinated people with co-morbidities to do testing by RTPCR and consult doctor*
- j. *Repeat RTPCR is not needed among the people who are detected COVID positive in the previous 2 months*
- k. *All young person detected positive and at home isolation should do glucose test*

TABLE1.TotalVaccinationdonein the State as on 24/10/2021 midnight

State Summary till			25/10/2021	at 12 AM		
District	Target	First Dose	Percentage *	Second Dose	Percentage *	Total Doses Administered
Alappuzha	1704179	1512718	89%	803699	47%	2,316,417
Ernakulam	2954098	2940464	100%	1667470	56%	4,607,934
Idukki	869082	856905	99%	454693	52%	1,311,598
Kannur	1913861	1883368	98%	888567	46%	2,771,935
Kasaragod	992363	905252	91%	497466	50%	1,402,718
Kollam	2093511	1943709	93%	985851	47%	2,929,560
Kottayam	1562022	1472127	94%	783513	50%	2,255,640
Kozhikode	2499523	2329847	93%	1097082	44%	3,426,929
Malappuram	2988358	2812466	94%	1050663	35%	3,863,129
Palakkad	2140261	1980510	93%	893648	42%	2,874,158
Pathanamthitta	1036488	1045715	101%	647881	63%	1,693,596
Thiruvananthapuram	2675400	2569291	96%	1473046	55%	4,042,337
Thrissur	2545664	2287094	90%	1218230	48%	3,505,324
Wayanad	659698	657228	100%	404000	61%	1,061,228
<b>Grand Total</b>	<b>26634508</b>	<b>25196694</b>	<b>95%</b>	<b>12865809</b>	<b>48%</b>	<b>38,062,503</b>
	*Revised target population(> 18 years) as per MOHFW is 2.67 crores *As per letter from Additional Secretary MOHFW- D O No 2317579/2021/Imm dated 15/09/2021					

TABLE2.Covid-19 Vaccination Center Functional in the State as on 24/10/2021 midnight

<i>DISTRICTS</i>	Public	Private	Total
Alappuzha	28	2	30
Ernakulam	2	33	35
Idukki	4	2	6
Kannur	0	20	20
Kasaragod	28	1	29
Kollam	0	11	11
Kottayam	0	6	6
Kozhikode	10	31	41
Malappuram	0	12	12
Palakkad	0	12	12
Pathanamthitta	7	14	21
Thiruvananthapuram	6	21	27
Thrissur	3	22	25
Wayanad	2	1	3
<b>GrandTotal</b>	<b>90</b>	<b>188</b>	<b>278</b>

TABLE3. Health Care Workers Coverage as on 24/10/2021 midnight

<i>DISTRICT</i>	<i>1<sup>ST</sup> DOSE</i>	<i>Percentage</i>	<i>2<sup>ND</sup> DOSE</i>	<i>Percentage Fully Vaccinated</i>
<b>Alappuzha</b>	29005	100%	26527	91%
<b>Ernakulam</b>	85536	100%	73502	86%
<b>Idukki</b>	13548	100%	12669	94%
<b>Kannur</b>	40375	100%	36647	91%
<b>Kasaragod</b>	11609	100%	10531	91%
<b>Kollam</b>	36024	100%	32744	91%
<b>Kottayam</b>	38693	100%	35087	91%
<b>Kozhikode</b>	52723	100%	46327	88%
<b>Malappuram</b>	44816	100%	40538	90%
<b>Palakkad</b>	34667	100%	30912	89%
<b>Pathanamthitta</b>	29326	100%	24355	83%
<b>Thiruvananthapuram</b>	73399	100%	64411	88%
<b>Thrissur</b>	51904	100%	47974	92%
<b>Wayanad</b>	13973	100%	13041	93%
<b>GrandTotal</b>	<b>555598</b>	<b>100%</b>	<b>495265</b>	<b>89%</b>

TABLE4. Frontline workers Coverage as on 24/10/2021 midnight

<i>DISTRICT</i>	<i>1<sup>ST</sup> DOSE</i>	<i>Percentage</i>	<i>2<sup>nd</sup> DOSE</i>	<i>Percentage Fully Vaccinated</i>
<b>Alappuzha</b>	39108	100%	35802	92%
<b>Ernakulam</b>	54910	100%	48919	89%
<b>Idukki</b>	22983	100%	20633	90%
<b>Kannur</b>	41369	100%	39300	95%
<b>Kasaragod</b>	24610	100%	21966	89%
<b>Kollam</b>	42208	100%	37234	88%
<b>Kottayam</b>	32125	100%	29776	93%
<b>Kozhikode</b>	55252	100%	50600	92%
<b>Malappuram</b>	53899	100%	49905	93%
<b>Palakkad</b>	48084	100%	44215	92%
<b>Pathanamthitta</b>	25240	100%	21815	86%
<b>Thiruvananthapuram</b>	72950	100%	64994	89%
<b>Thrissur</b>	41897	100%	39741	95%
<b>Wayanad</b>	17017	100%	15800	93%
<b>GrandTotal</b>	<b>571652</b>	<b>100%</b>	<b>520700</b>	<b>91%</b>

TABLE5.Age-Appropriate Group (≥45Years) Coverage as on 24/10/2021 midnight

Age appropriate group (≥45years) Coverage as on 24/10/2021,12AM					
District	Target	1 <sup>st</sup> dose coverage	Percentage	2nd dose	Percentage Fully Vaccinated*
Alappuzha	960001	847496	88%	547158	57%
Ernakulam	1483234	1431574	97%	1025145	69%
Idukki	431545	435481	101%	308065	71%
Kannur	965897	939311	97%	591398	61%
Kasaragod	435487	426079	98%	323820	74%
Kollam	1038759	1034051	100%	677097	65%
Kottayam	896478	815112	91%	512217	57%
Kozhikode	1185845	1153152	97%	721685	61%
Malappuram	1210980	1161779	96%	661526	55%
Palakkad	1051934	957404	91%	578136	55%
Pathanamthitta	575669	586279	102%	462516	80%
Thiruvananthapuram	1366301	1289163	94%	931908	68%
Thrissur	1271199	1219710	96%	792890	62%
Wayanad	298546	302257	101%	248455	83%
<b>Grand Total</b>	<b>13171875</b>	<b>12598848</b>	<b>96%</b>	<b>8382016</b>	<b>64%</b>

\*Among those who took 1<sup>st</sup> Dose

TABLE6.Age-Appropriate Group (18-44Years) Coverage as on 24/10/2021 midnight

18-44 years Coverage as on 24/10/2021 at 12 AM					
District	Target	First Dose		2nd Dose Coverage	Percentage fully vaccinated*
		1st Dose Coverage	Percentage		
Alappuzha	744178	597109	80%	194212	26%
Ernakulam	1470864	1368444	93%	519904	35%
Idukki	437537	384893	88%	113326	26%
Kannur	947964	862313	91%	221222	23%
Kasaragod	556876	442954	80%	141149	25%
Kollam	1054752	831426	79%	238776	23%
Kottayam	665544	586197	88%	206433	31%
Kozhikode	1313678	1068720	81%	278470	21%
Malappuram	1777378	1551972	87%	298694	17%
Palakkad	1088327	940355	86%	240385	22%
Pathanamthitta	460819	404870	88%	139195	30%
Thiruvananthapuram	1309099	1133779	87%	411733	31%
Thrissur	1274465	973583	76%	337625	26%
Wayanad	361152	323981	90%	126704	35%
<b>Grand Total</b>	<b>13462633</b>	<b>11470596</b>	<b>85%</b>	<b>3467828</b>	<b>26%</b>

\*Among those who have taken first dose



TABLE7. Achievement for the day 24/10/2021 midnight

<i>DISTRICT</i>	<i>1<sup>st</sup> Dose</i>	<i>2<sup>nd</sup> Dose</i>	<i>Total</i>
Alappuzha	40	692	732
Ernakulam	705	2186	2891
Idukki	64	578	642
Kannur	15	180	195
Kasaragod	369	2129	2498
Kollam	12	195	207
Kottayam	24	213	237
Kozhikode	33	261	294
Malappuram	32	344	376
Palakkad	37	696	733
Pathanamthitta	96	1037	1133
Thiruvananthapuram	298	2437	2735
Thrissur	164	3844	4008
Wayanad	2	11	13
<b>GrandTotal</b>	<b>1891</b>	<b>14803</b>	<b>16694</b>

\*\* Vaccine stock details couldn't be downloaded from e-VIN portal as the portal is down.

TABLE9. COVID Vaccination related sites

<a href="mailto:support@cowin.gov.in">support@cowin.gov.in</a> <a href="https://www.cowin.gov.in/home">https://www.cowin.gov.in/home</a> <a href="https://dashboard.kerala.gov.in/">https://dashboard.kerala.gov.in/</a> <a href="https://dhs.kerala.gov.in/https://aogyakeralam.gov.in/https://sha.kerala.gov.in/">https://dhs.kerala.gov.in/https://aogyakeralam.gov.in/https://sha.kerala.gov.in/</a>
-------------------------------------------------------------------------------------------------------------------------------------------------------------------------------------------------------------------------------------------------------------------------------------------------------------------------------------------------------------------------------------------------------------------

*TABLE 10. COVID Vaccination related Helpline numbers*

<b>National/State/District</b>	<b>Line1</b>	<b>Line2</b>	<b>Line3</b>
National Helpline	1075	+91 1123978046	0120 4473222
Disha	1056	04712552056	
StateCallCenter	04712309251	04712309252	04712309255
Thiruvananthapuram	9188610100	1077	
Kollam	04742797609	8589015556	
Pathanamthitta	04682222515	04682228220	
Alappuzha	04772239999		
Kottayam	04812565200	04812304800	04812581900
Idukki	18004255640	04862232220	04862233118
Ernakulam	9072303861		
Thrissur	9400066921	9400066922	9400066923
Palakkad	04912505264	04912505189	8943341439
Malappuram	04832733253	04832737858	04832733252
Kozhikode	7594001442		
Wayanad	04936202343	04936202375	9072510900
Kannur	04972700194		
Kasargod	9061076590	9061079244	9061078026