



കേരള സർക്കാർ

COVID-19 OUTBREAK CONTROL AND PREVENTION STATE  
CELL HEALTH & FAMILY WELFARE DEPARTMENT  
Govt of Kerala  
[www.health.kerala.gov.in](http://www.health.kerala.gov.in)

[www.dhs.kerala.gov.in](http://www.dhs.kerala.gov.in)

[controlroomdhskerala@gmail.com](mailto:controlroomdhskerala@gmail.com)

**KeralaHEALTH-COVID-19 DAILY VACCINATION BULLETIN**

**Date:25/10/2021**

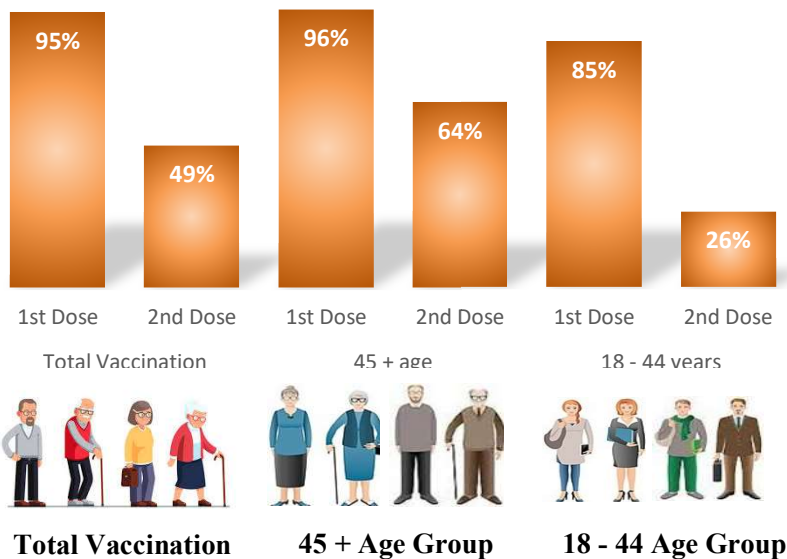
**OUR HEALTH OUR RESPONSIBILITY  
VACCINE ADVISORY**

- *People who are vaccinated with Covid Vaccine are reported to have reduced Covid related ICU admissions, serious disease and death.*
- *Early vaccination is useful to safeguard our life from this deadly disease.*
- *Vaccination sessions are planned as per the availability of vaccine. All are requested to cooperate.*
- *After receiving the first dose, second dose of Covishield vaccine is to be taken between 12–16 weeks and second dose of Covaxin between 4-6 weeks.*
- *Covid vaccination is currently available to all above the age of 18*
- *Vaccination is available free of cost in all Government covid vaccination centers, and at a nominal rate (as per the Gol order F.No.2079203/2021/Immunization) in selected private Hospitals.*
- **ENSURE ALL YOUR ELIGIBLE FAMILY MEMBERS ARE PROTECTED BY RECEIVING ANY OF THE AVAILABLE COVID VACCINE.**
- **“BOTH COVAXIN AND COVISHIELD ARE EQUALLY EFFECTIVE AND SAFE”**
- **“BE FULLY PROTECTED – GET THE SECOND DOSE AT YOUR SCHEDULED TIME”**

### ANALYSIS

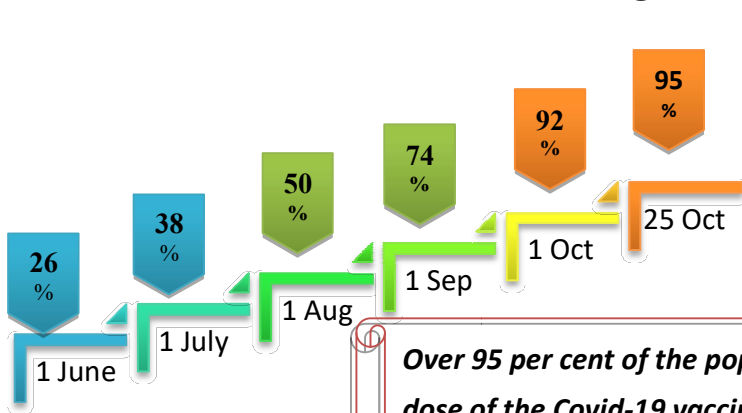
COVID-19 mass vaccinations are showing signs of preventing illness and steep decline in cases and hospital admissions in countries which done vaccination. Kerala started its vaccination for health care workers from January 16, 2021. The COVID-19 Vaccines Operational Guidelines issued by the Ministry of Health and Family Welfare, Govt. of India, 28th December 2020 and all subsequent Guidelines issued by Ministry of Health and Family Welfare, Govt of India are followed at the sites and all vaccination lanes

### Summary of COVID Vaccine Administered as on 25-10-2021 midnight



- 95% of eligible population vaccinated with a single dose till October 25
- 49% of eligible population vaccinated with double dose till October 25
- State has vaccinated more than 96% of people aged more than 45 years with a single dose


### Time Line of Vaccination Coverage



Kerala began administration of COVID 19 Vaccines on 16<sup>th</sup> January, 2021. As of 25<sup>th</sup> October 2021, Kerala has administered over 30 million doses overall, including first and second doses of vaccines.

**Over 95 per cent of the population in Kerala has been administered the first dose of the Covid-19 vaccine. The state has achieved the target within 282 days since the beginning of the vaccination drive on January 16.**

## Health Care Workers and Front-Line Workers Vaccinated



### Are You Vaccinated? You Still Need to Practice: SMS

- Even after vaccination, follow COVID appropriate behavior
- Practice Social Distancing and greet without physical contact
- Always wear clean face mask
- Wash your hands thoroughly and frequently or use hand sanitizer
- Follow the current COVID 19 guidelines to prevent further spread
- Stay Safe. Stay Strong. Get Vaccinated



Even After Getting Vaccinated Keep Taking Precautions to Protect Your Self



**GET VACCINATED**



**WASH YOUR HANDS**



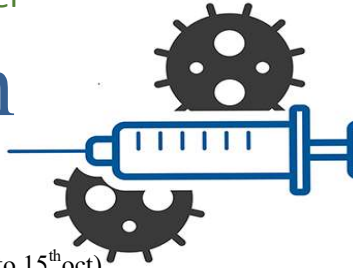
**WEAR A MASK**



**KEEP YOUR DISTANCE**

## The Race Towards Full Vaccination - Weekly Trend 16<sup>th</sup> Oct – 22<sup>th</sup> Oct

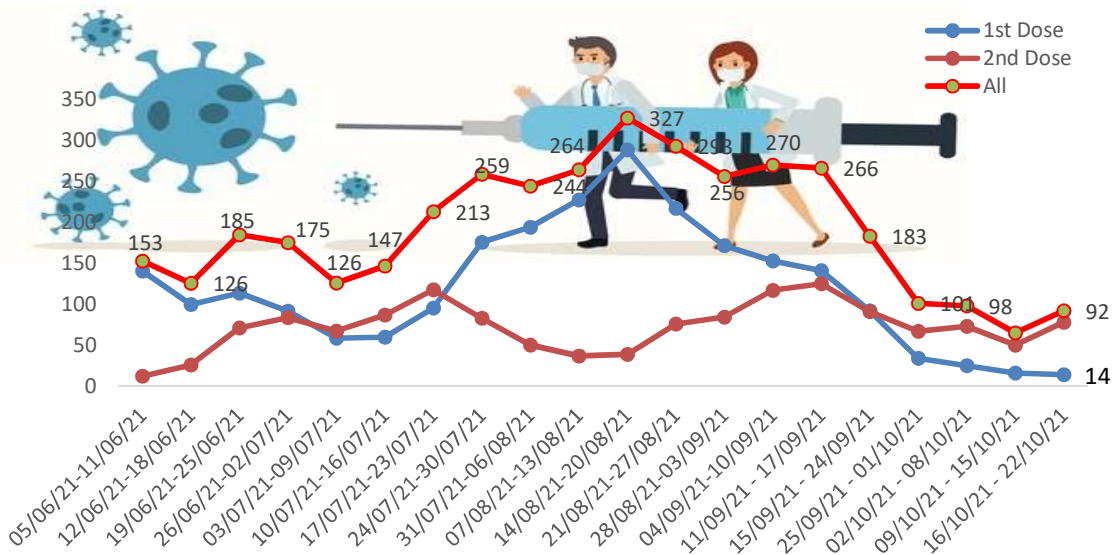
Kerala Administered over  
**4.56 Lakh**  
COVID Vaccine Doses  
in the last 7 days (9<sup>th</sup> Oct to 15<sup>th</sup> Oct)



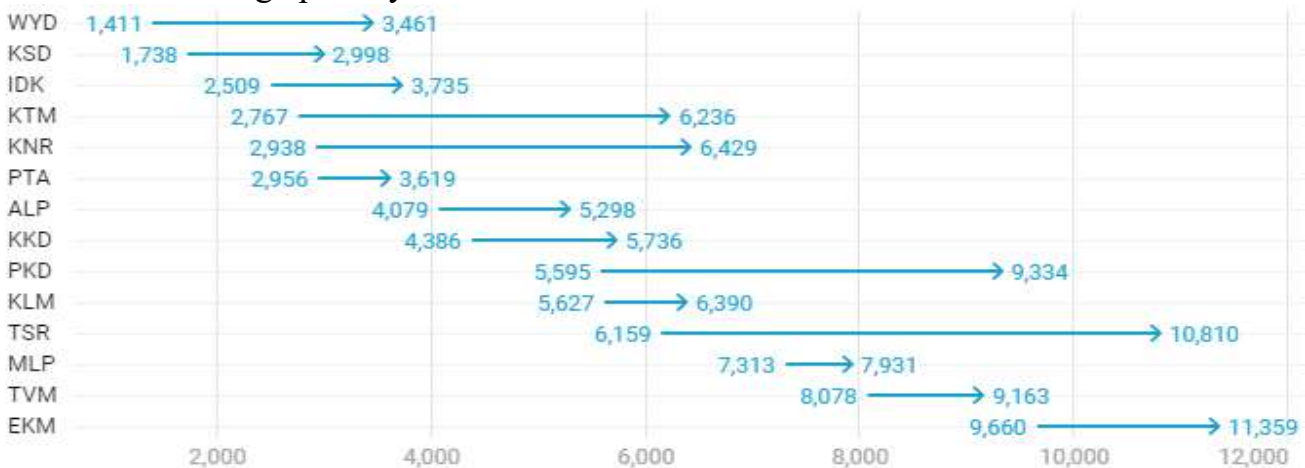
From October 16<sup>th</sup> to 23<sup>th</sup>, on average

**0.92 lakh** doses were administered daily.

Average Doses Administered Per day per week (in 1000)



Trend in average per day vaccination for the last two weeks



## Important Message to the Public

- a. *Infection or infection rate is only a part and disease manifestation of disease is to be monitored*
- b. *Fatality among vaccinated people is very less. Disease severity among vaccinated people is less.*
- c. *People with comorbidity should be careful. Once detected covid positive they should get admitted and do not stay at home.*
- d. *Death among non-vaccinated people, especially people with comorbidity is because of late arrival in hospitals*
- e. *Diabetes and Hypertension together is the most common cause of patient death if they arrive late.*
- f. *Vaccinated people, only if symptomatic are advised to consult Doctor.*
- g. *Non Vaccinated people, if symptomatic, may do RTPCR test*
- h. *Antigen testing is only for emergency purpose*
- i. *Non vaccinated people with co-morbidities to do testing by RTPCR and consult doctor*
- j. *Repeat RTPCR is not needed among the people who are detected COVID positive in the previous 2 months*
- k. *All young person detected positive and at home isolation should do glucose test*

TABLE1.TotalVaccinationdonein the State as on 25/10/2021 midnight

State Summary till			26/10/2021	at 12 AM		
District	Target	First Dose	Percentage *	Second Dose	Percentage *	Total Doses Administered
Alappuzha	1704179	1514030	89%	816465	48%	23,30,495
Ernakulam	2954098	2943237	100%	1687374	57%	46,30,611
Idukki	869082	857476	99%	462367	53%	13,19,843
Kannur	1913861	1885105	98%	908102	47%	27,93,207
Kasaragod	992363	906067	91%	501733	51%	14,07,800
Kollam	2093511	1945213	93%	997682	48%	29,42,895
Kottayam	1562022	1473267	94%	798118	51%	22,71,385
Kozhikode	2499523	2331457	93%	1104445	44%	34,35,902
Malappuram	2988358	2816377	94%	1060666	35%	38,77,043
Palakkad	2140261	1981967	93%	903495	42%	28,85,462
Pathanamthitta	1036488	1045830	101%	648466	63%	16,94,296
Thiruvananthapuram	2675400	2569822	96%	1477644	55%	40,47,466
Thrissur	2545664	2288385	90%	1233674	48%	35,22,059
Wayanad	659698	657557	100%	407867	62%	10,65,424
<b>Grand Total</b>	<b>26634508</b>	<b>25215790</b>	<b>95%</b>	<b>13008098</b>	<b>49%</b>	<b>3,82,23,888</b>
*Revised target population(> 18 years) as per MOHFW is 2.67 crores *As per letter from Additional Secretary MOHFW- D O No 2317579/2021/Imm dated 15/09/2021						

TABLE2.Covid-19 Vaccination Center Functional in the State as on 25/10/2021 midnight

DISTRICTS	Public	Private	Total
Alappuzha	82	5	87
Ernakulam	114	53	167
Idukki	44	7	51
Kannur	67	20	87
Kasaragod	48	3	51
Kollam	80	30	110
Kottayam	83	17	100
Kozhikode	48	31	79
Malappuram	55	9	64
Palakkad	88	16	104
Pathanamthitta	0	14	14
Thiruvananthapuram	17	25	42
Thrissur	46	31	77
Wayanad	54	3	57
<b>GrandTotal</b>	<b>826</b>	<b>264</b>	<b>1090</b>

TABLE3. Health Care Workers Coverage as on 25/10/2021 midnight

<i>DISTRICT</i>	<i>1<sup>ST</sup> DOSE</i>	<i>Percentage</i>	<i>2<sup>ND</sup> DOSE</i>	<i>Percentage Fully Vaccinated</i>
<b>Alappuzha</b>	29005	100%	26540	92%
<b>Ernakulam</b>	85536	100%	73564	86%
<b>Idukki</b>	13548	100%	12676	94%
<b>Kannur</b>	40375	100%	36684	91%
<b>Kasaragod</b>	11609	100%	10535	91%
<b>Kollam</b>	36025	100%	32766	91%
<b>Kottayam</b>	38693	100%	35130	91%
<b>Kozhikode</b>	52723	100%	46358	88%
<b>Malappuram</b>	44816	100%	40561	91%
<b>Palakkad</b>	34667	100%	30928	89%
<b>Pathanamthitta</b>	29326	100%	24359	83%
<b>Thiruvananthapuram</b>	73399	100%	64428	88%
<b>Thrissur</b>	51904	100%	47993	92%
<b>Wayanad</b>	13973	100%	13048	93%
<b>GrandTotal</b>	<b>555599</b>	<b>100%</b>	<b>495570</b>	<b>89%</b>

TABLE4. Frontline workers Coverage as on 25/10/2021 midnight

<i>DISTRICT</i>	<i>1<sup>ST</sup> DOSE</i>	<i>Percentage</i>	<i>2<sup>nd</sup> DOSE</i>	<i>Percentage Fully Vaccinated</i>
<b>Alappuzha</b>	39109	100%	35824	92%
<b>Ernakulam</b>	54910	100%	48976	89%
<b>Idukki</b>	22984	100%	20645	90%
<b>Kannur</b>	41369	100%	39315	95%
<b>Kasaragod</b>	24610	100%	21981	89%
<b>Kollam</b>	42208	100%	37275	88%
<b>Kottayam</b>	32125	100%	29798	93%
<b>Kozhikode</b>	55252	100%	50627	92%
<b>Malappuram</b>	53899	100%	49954	93%
<b>Palakkad</b>	48084	100%	44240	92%
<b>Pathanamthitta</b>	25240	100%	21816	86%
<b>Thiruvananthapuram</b>	72950	100%	65027	89%
<b>Thrissur</b>	41897	100%	39763	95%
<b>Wayanad</b>	17017	100%	15805	93%
<b>GrandTotal</b>	<b>571654</b>	<b>100%</b>	<b>521046</b>	<b>91%</b>

TABLE5.Age-Appropriate Group (≥45Years) Coverage as on 25/10/2021 midnight

Age appropriate group (≥45years) Coverage as on 26/10/2021,12AM					
District	Target	1 <sup>st</sup> dose coverage	Percentage	2nd dose	Percentage Fully Vaccinated*
Alappuzha	960001	847931	88%	553692	58%
Ernakulam	1483234	1432225	97%	1034920	70%
Idukki	431545	435601	101%	310297	72%
Kannur	965897	939755	97%	601039	62%
Kasaragod	435487	426188	98%	324659	75%
Kollam	1038759	1034473	100%	681667	66%
Kottayam	896478	815483	91%	519417	58%
Kozhikode	1185845	1153473	97%	725449	61%
Malappuram	1210980	1162447	96%	664958	55%
Palakkad	1051934	957692	91%	583058	55%
Pathanamthitta	575669	586343	102%	462714	80%
Thiruvananthapuram	1366301	1289307	94%	932983	68%
Thrissur	1271199	1220100	96%	800519	63%
Wayanad	298546	302302	101%	248921	83%
<b>Grand Total</b>	<b>13171875</b>	<b>12603320</b>	<b>96%</b>	<b>8444293</b>	<b>64%</b>

\*Among those who took 1<sup>st</sup> Dose

TABLE6.Age-Appropriate Group (18-44Years) Coverage as on 25/10/2021 midnight

18-44 years Coverage as on 26/10/2021 at 12 AM					
District	Target	First Dose		2nd Dose	Percentage fully vaccinated*
		1st Dose Coverage	Percentage	Coverage	
Alappuzha	744178	597985	80%	200409	27%
Ernakulam	1470864	1370566	93%	529914	36%
Idukki	437537	385343	88%	118749	27%
Kannur	947964	863606	91%	231064	24%
Kasaragod	556876	443660	80%	144558	26%
Kollam	1054752	832507	79%	245974	23%
Kottayam	665544	586966	88%	213773	32%
Kozhikode	1313678	1070009	81%	282011	21%
Malappuram	1777378	1555215	88%	305193	17%
Palakkad	1088327	941524	87%	245269	23%
Pathanamthitta	460819	404921	88%	139577	30%
Thiruvananthapuram	1309099	1134166	87%	415206	32%
Thrissur	1274465	974484	76%	345399	27%
Wayanad	361152	324265	90%	130093	36%
<b>Grand Total</b>	<b>13462633</b>	<b>11485217</b>	<b>85%</b>	<b>3547189</b>	<b>26%</b>

\*Among those who have taken first dose



TABLE7.Achievement for the day 25/10/2021 midnight

<i>DISTRICT</i>	<i>1<sup>st</sup> Dose</i>	<i>2<sup>nd</sup> Dose</i>	<i>Total</i>
Alappuzha	1312	12766	14078
Ernakulam	2767	19872	22639
Idukki	570	7673	8243
Kannur	1737	19534	21271
Kasaragod	815	4265	5080
Kollam	1498	11826	13324
Kottayam	1140	14600	15740
Kozhikode	1610	7360	8970
Malappuram	3909	9999	13908
Palakkad	1457	9845	11302
Pathanamthitta	112	566	678
Thiruvananthapuram	531	4598	5129
Thrissur	1291	15443	16734
Wayanad	329	3867	4196
<b>GrandTotal</b>	<b>19078</b>	<b>142214</b>	<b>161292</b>

\*\* Vaccine stock details couldn't be downloaded from e-VIN portal as the portal is down.

TABLE9.COVIDVaccinationrelatedsites

<a href="mailto:support@cowin.gov.in">support@cowin.gov.in</a> <a href="https://www.cowin.gov.in/home">https://www.cowin.gov.in/home</a> <a href="https://dashboard.kerala.gov.in/">https://dashboard.kerala.gov.in/</a> <a href="https://dhs.kerala.gov.in/https://aogyakeralam.gov.in/https://sha.kerala.gov.in/">https://dhs.kerala.gov.in/https://aogyakeralam.gov.in/https://sha.kerala.gov.in/</a>
---

TABLE 10. COVID Vaccination related Helpline numbers

<b>National/State/District</b>	<b>Line1</b>	<b>Line2</b>	<b>Line3</b>
National Helpline	1075	+91 1123978046	0120 4473222
Disha	1056	04712552056	
StateCallCenter	04712309251	04712309252	04712309255
Thiruvananthapuram	9188610100	1077	
Kollam	04742797609	8589015556	
Pathanamthitta	04682222515	04682228220	
Alappuzha	04772239999		
Kottayam	04812565200	04812304800	04812581900
Idukki	18004255640	04862232220	04862233118
Ernakulam	9072303861		
Thrissur	9400066921	9400066922	9400066923
Palakkad	04912505264	04912505189	8943341439
Malappuram	04832733253	04832737858	04832733252
Kozhikode	7594001442		
Wayanad	04936202343	04936202375	9072510900
Kannur	04972700194		
Kasargod	9061076590	9061079244	9061078026