



കേരള സർക്കാർ

COVID-19 OUTBREAK CONTROL AND PREVENTION STATE  
CELL HEALTH & FAMILY WELFARE DEPARTMENT  
Govt of Kerala  
[www.health.kerala.gov.in](http://www.health.kerala.gov.in)

[www.dhs.kerala.gov.in](http://www.dhs.kerala.gov.in)

[controlroomdhskerala@gmail.com](mailto:controlroomdhskerala@gmail.com)

**KeralaHEALTH-COVID-19 DAILY VACCINATION BULLETIN**

**Date:26/10/2021**

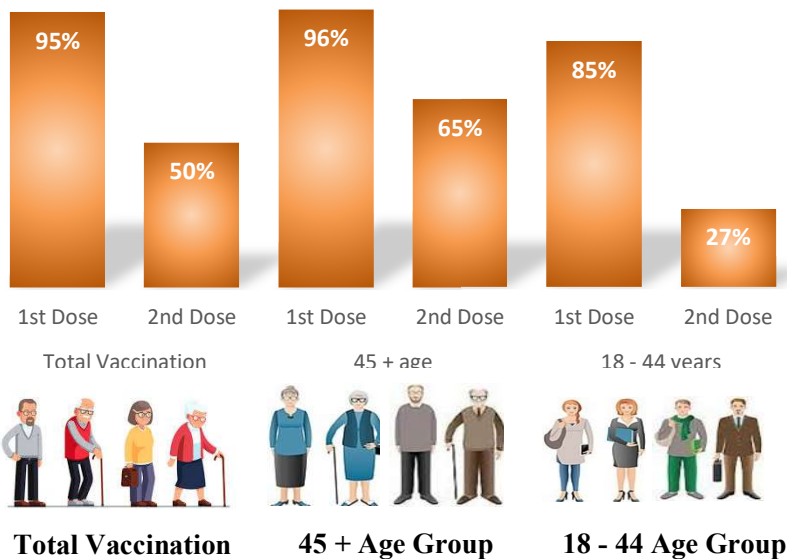
**OUR HEALTH OUR RESPONSIBILITY  
VACCINE ADVISORY**

- *People who are vaccinated with Covid Vaccine are reported to have reduced Covid related ICU admissions, serious disease and death.*
- *Early vaccination is useful to safeguard our life from this deadly disease.*
- *Vaccination sessions are planned as per the availability of vaccine. All are requested to cooperate.*
- *After receiving the first dose, second dose of Covishield vaccine is to be taken between 12–16 weeks and second dose of Covaxin between 4-6 weeks.*
- *Covid vaccination is currently available to all above the age of 18*
- *Vaccination is available free of cost in all Government covid vaccination centers, and at a nominal rate (as per the Gol order F.No.2079203/2021/Immunization) in selected private Hospitals.*
- **ENSURE ALL YOUR ELIGIBLE FAMILY MEMBERS ARE PROTECTED BY RECEIVING ANY OF THE AVAILABLE COVID VACCINE.**
- **“BOTH COVAXIN AND COVISHIELD ARE EQUALLY EFFECTIVE AND SAFE”**
- **“BE FULLY PROTECTED – GET THE SECOND DOSE AT YOUR SCHEDULED TIME”**

### ANALYSIS

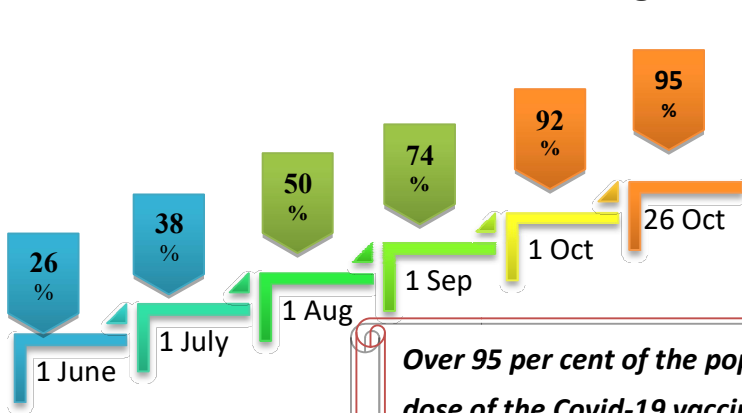
COVID-19 mass vaccinations are showing signs of preventing illness and steep decline in cases and hospital admissions in countries which done vaccination. Kerala started its vaccination for health care workers from January 16, 2021. The COVID-19 Vaccines Operational Guidelines issued by the Ministry of Health and Family Welfare, Govt. of India, 28th December 2020 and all subsequent Guidelines issued by Ministry of Health and Family Welfare, Govt of India are followed at the sites and all vaccination lanes

### Summary of COVID Vaccine Administered as on 26-10-2021 midnight



- 95% of eligible population vaccinated with a single dose till October 26
- 50% of eligible population vaccinated with double dose till October 26
- State has vaccinated more than 96% of people aged more than 45 years with a single dose

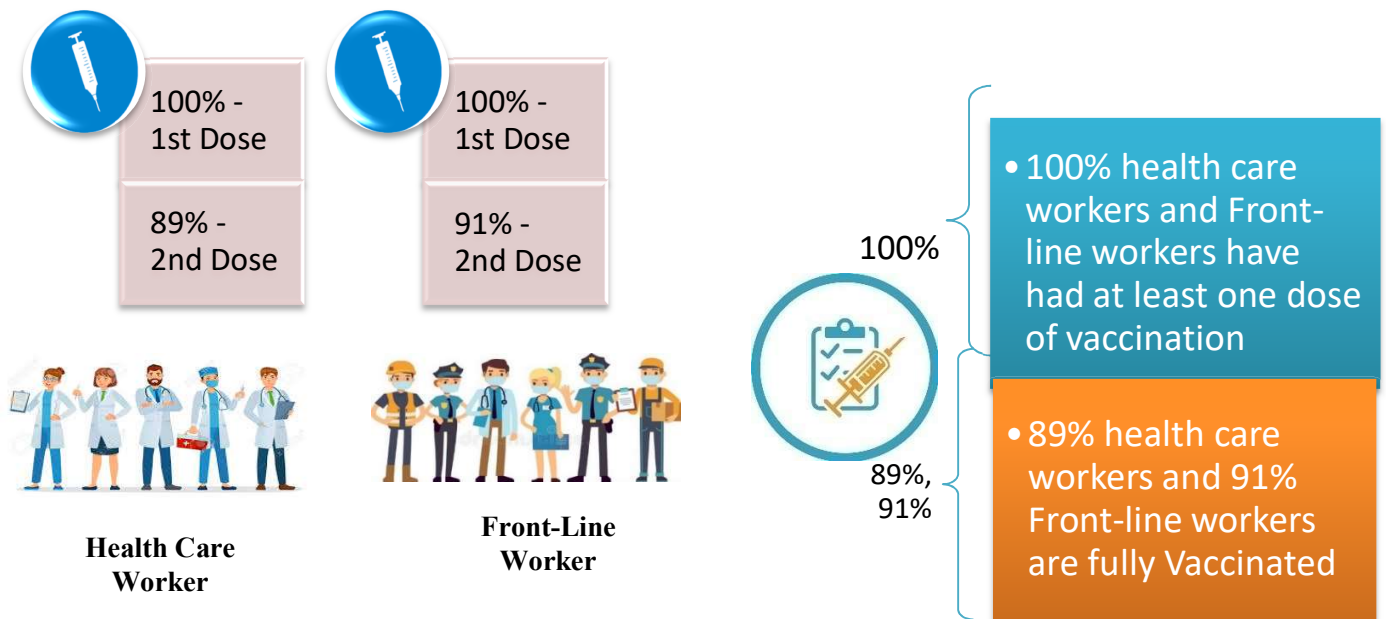
### Time Line of Vaccination Coverage



Kerala began administration of COVID 19 Vaccines on 16<sup>th</sup> January, 2021. As of 26<sup>th</sup> October 2021, Kerala has administered over 30 million doses overall, including first and second doses of vaccines.

**Over 95 per cent of the population in Kerala has been administered the first dose of the Covid-19 vaccine. The state has achieved the target within 283 days since the beginning of the vaccination drive on January 16.**

## Health Care Workers and Front-Line Workers Vaccinated



### Are You Vaccinated? You Still Need to Practice: SMS

- Even after vaccination, follow COVID appropriate behavior
- Practice Social Distancing and greet without physical contact
- Always wear clean face mask
- Wash your hands thoroughly and frequently or use hand sanitizer
- Follow the current COVID 19 guidelines to prevent further spread
- Stay Safe. Stay Strong. Get Vaccinated



Even After Getting Vaccinated Keep Taking Precautions to Protect Your Self



**GET VACCINATED**



**WASH YOUR HANDS**



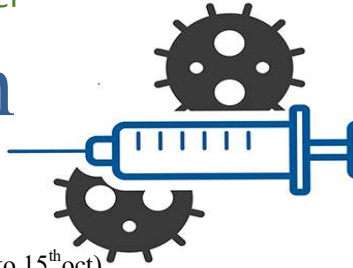
**WEAR A MASK**



**KEEP YOUR DISTANCE**

## The Race Towards Full Vaccination - Weekly Trend 16<sup>th</sup> Oct – 22<sup>th</sup> Oct

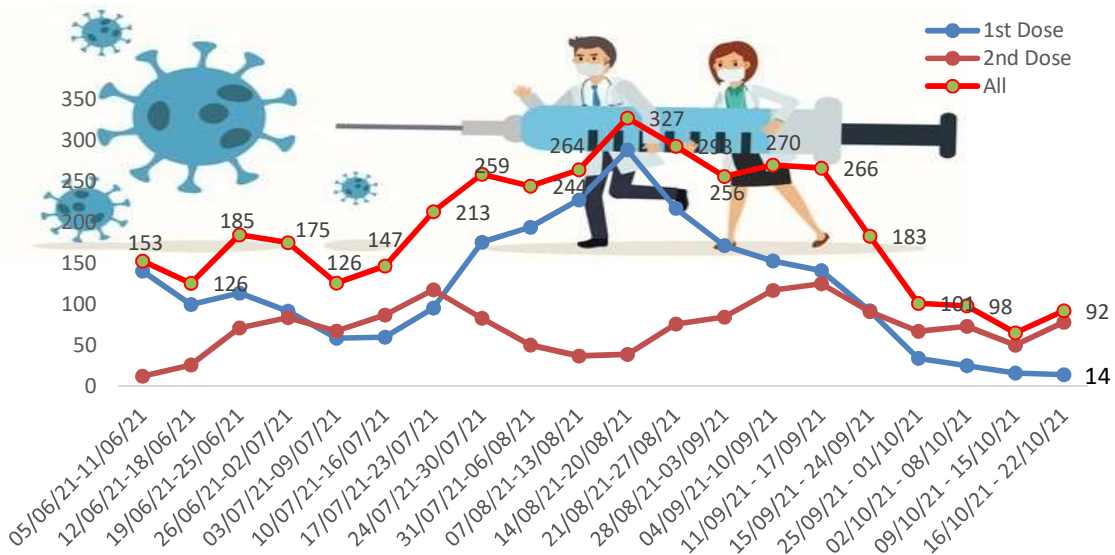
Kerala Administered over  
**4.56 Lakh**  
COVID Vaccine Doses  
in the last 7 days (9<sup>th</sup> Oct to 15<sup>th</sup> Oct)



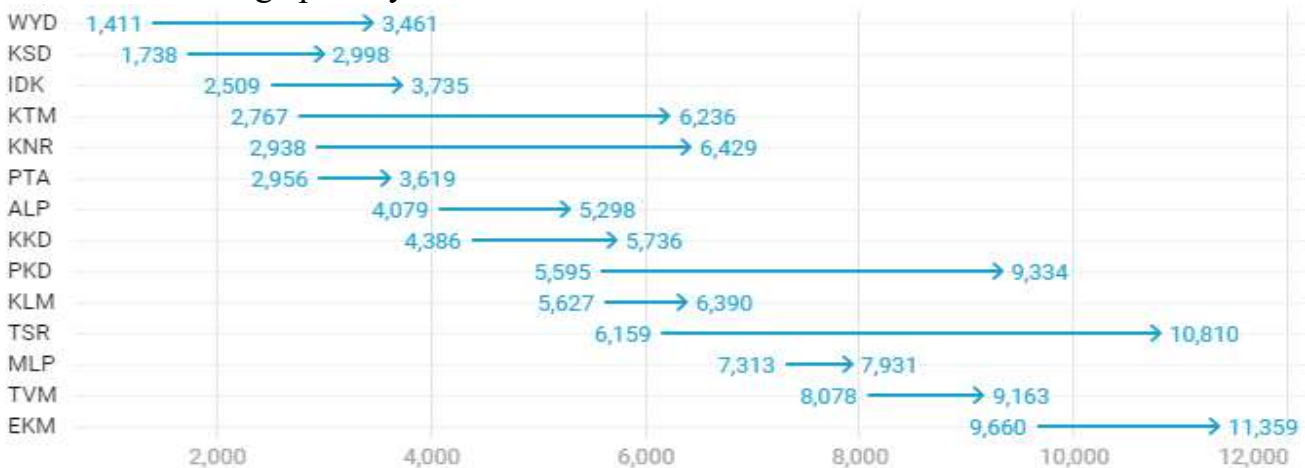
From October 16<sup>th</sup> to 23<sup>th</sup>, on average

**0.92 lakh** doses were administered daily.

Average Doses Administered Per day per week (in 1000)



Trend in average per day vaccination for the last two weeks



## Important Message to the Public

- a. *Infection or infection rate is only a part and disease manifestation of disease is to be monitored*
- b. *Fatality among vaccinated people is very less. Disease severity among vaccinated people is less.*
- c. *People with comorbidity should be careful. Once detected covid positive they should get admitted and do not stay at home.*
- d. *Death among non-vaccinated people, especially people with comorbidity is because of late arrival in hospitals*
- e. *Diabetes and Hypertension together is the most common cause of patient death if they arrive late.*
- f. *Vaccinated people, only if symptomatic are advised to consult Doctor.*
- g. *Non Vaccinated people, if symptomatic, may do RTPCR test*
- h. *Antigen testing is only for emergency purpose*
- i. *Non vaccinated people with co-morbidities to do testing by RTPCR and consult doctor*
- j. *Repeat RTPCR is not needed among the people who are detected COVID positive in the previous 2 months*
- k. *All young person detected positive and at home isolation should do glucose test*

TABLE1.TotalVaccinationdonein the State as on 26/10/2021 midnight

State Summary till			27/10/2021	at 12 AM		Total Doses Administered
District	Target	First Dose	Percentage *	Second Dose	Percentage *	
Alappuzha	1704179	1515003	89%	827726	49%	23,42,729
Ernakulam	2954098	2945541	100%	1704410	58%	46,49,951
Idukki	869082	857852	99%	468227	54%	13,26,079
Kannur	1913861	1886645	99%	924802	48%	28,11,447
Kasaragod	992363	906889	91%	505769	51%	14,12,658
Kollam	2093511	1946919	93%	1012239	48%	29,59,158
Kottayam	1562022	1474124	94%	809413	52%	22,83,537
Kozhikode	2499523	2333474	93%	1113791	45%	34,47,265
Malappuram	2988358	2819467	94%	1069087	36%	38,88,554
Palakkad	2140261	1982889	93%	911529	43%	28,94,418
Pathanamthitta	1036488	1046694	101%	659152	64%	17,05,846
Thiruvananthapuram	2675400	2573187	96%	1513959	57%	40,87,146
Thrissur	2545664	2290527	90%	1254738	49%	35,45,265
Wayanad	659698	658043	100%	416287	63%	10,74,330
<b>Grand Total</b>	<b>26634508</b>	<b>25237254</b>	<b>95%</b>	<b>13191129</b>	<b>50%</b>	<b>3,84,28,383</b>
*Revised target population(> 18 years) as per MOHFW is 2.67 crores *As per letter from Additional Secretary MOHFW- D O No 2317579/2021/Imm dated 15/09/2021						

TABLE2.Covid-19 Vaccination Center Functional in the State as on 26/10/2021 midnight

DISTRICTS	Public	Private	Total
Alappuzha	87	7	94
Ernakulam	109	56	165
Idukki	45	8	53
Kannur	94	21	115
Kasaragod	47	5	52
Kollam	94	30	124
Kottayam	83	11	94
Kozhikode	45	31	76
Malappuram	48	14	62
Palakkad	77	16	93
Pathanamthitta	62	14	76
Thiruvananthapuram	121	21	142
Thrissur	88	34	122
Wayanad	54	3	57
<b>GrandTotal</b>	<b>1054</b>	<b>271</b>	<b>1325</b>

TABLE3. Health Care Workers Coverage as on 26/10/2021 midnight

<i>DISTRICT</i>	<i>1<sup>ST</sup> DOSE</i>	<i>Percentage</i>	<i>2<sup>ND</sup> DOSE</i>	<i>Percentage Fully Vaccinated</i>
<b>Alappuzha</b>	29005	100%	26560	92%
<b>Ernakulam</b>	85536	100%	73627	86%
<b>Idukki</b>	13548	100%	12690	94%
<b>Kannur</b>	40375	100%	36698	91%
<b>Kasaragod</b>	11609	100%	10540	91%
<b>Kollam</b>	36025	100%	32806	91%
<b>Kottayam</b>	38693	100%	35162	91%
<b>Kozhikode</b>	52724	100%	46391	88%
<b>Malappuram</b>	44816	100%	40581	91%
<b>Palakkad</b>	34667	100%	30937	89%
<b>Pathanamthitta</b>	29326	100%	24383	83%
<b>Thiruvananthapuram</b>	73399	100%	64497	88%
<b>Thrissur</b>	51904	100%	48017	93%
<b>Wayanad</b>	13973	100%	13053	93%
<b>GrandTotal</b>	<b>555600</b>	<b>100%</b>	<b>495942</b>	<b>89%</b>

TABLE4. Frontline workers Coverage as on 26/10/2021 midnight

<i>DISTRICT</i>	<i>1<sup>ST</sup> DOSE</i>	<i>Percentage</i>	<i>2<sup>nd</sup> DOSE</i>	<i>Percentage Fully Vaccinated</i>
<b>Alappuzha</b>	39109	100%	35846	92%
<b>Ernakulam</b>	54910	100%	49010	89%
<b>Idukki</b>	22984	100%	20660	90%
<b>Kannur</b>	41369	100%	39354	95%
<b>Kasaragod</b>	24610	100%	21994	89%
<b>Kollam</b>	42208	100%	37326	88%
<b>Kottayam</b>	32125	100%	29815	93%
<b>Kozhikode</b>	55252	100%	50677	92%
<b>Malappuram</b>	53899	100%	49978	93%
<b>Palakkad</b>	48084	100%	44263	92%
<b>Pathanamthitta</b>	25240	100%	21852	87%
<b>Thiruvananthapuram</b>	72951	100%	65241	89%
<b>Thrissur</b>	41897	100%	39800	95%
<b>Wayanad</b>	17017	100%	15811	93%
<b>GrandTotal</b>	<b>571655</b>	<b>100%</b>	<b>521627</b>	<b>91%</b>

TABLE5.Age-Appropriate Group (≥45Years) Coverage as on 26/10/2021 midnight

Age appropriate group (≥45years) Coverage as on 27/10/2021,12AM					
District	Target	1 <sup>st</sup> dose coverage	Percentage	2nd dose	Percentage Fully Vaccinated*
Alappuzha	960001	848237	88%	559060	58%
Ernakulam	1483234	1432780	97%	1043272	70%
Idukki	431545	435676	101%	311970	72%
Kannur	965897	940109	97%	608712	63%
Kasaragod	435487	426313	98%	325368	75%
Kollam	1038759	1034913	100%	686806	66%
Kottayam	896478	815755	91%	525245	59%
Kozhikode	1185845	1153942	97%	730600	62%
Malappuram	1210980	1162990	96%	667867	55%
Palakkad	1051934	957924	91%	586584	56%
Pathanamthitta	575669	586559	102%	465388	81%
Thiruvananthapuram	1366301	1290231	94%	942745	69%
Thrissur	1271199	1220753	96%	810335	64%
Wayanad	298546	302378	101%	249898	84%
<b>Grand Total</b>	<b>13171875</b>	<b>12608560</b>	<b>96%</b>	<b>8513850</b>	<b>65%</b>

\*Among those who took 1<sup>st</sup> Dose

TABLE6.Age-Appropriate Group (18-44Years) Coverage as on 26/10/2021 midnight

18-44 years Coverage as on 27/10/2021 at 12 AM					
District	Target	First Dose		2nd Dose	Percentage fully vaccinated*
		1st Dose Coverage	Percentage	Coverage	
Alappuzha	744178	598652	80%	206260	28%
Ernakulam	1470864	1372315	93%	538501	37%
Idukki	437537	385644	88%	122907	28%
Kannur	947964	864792	91%	240038	25%
Kasaragod	556876	444357	80%	147867	27%
Kollam	1054752	833773	79%	255301	24%
Kottayam	665544	587551	88%	219191	33%
Kozhikode	1313678	1071556	82%	286123	22%
Malappuram	1777378	1557762	88%	310661	17%
Palakkad	1088327	942214	87%	249745	23%
Pathanamthitta	460819	405569	88%	147529	32%
Thiruvananthapuram	1309099	1136606	87%	441476	34%
Thrissur	1274465	975973	77%	356586	28%
Wayanad	361152	324675	90%	137525	38%
<b>Grand Total</b>	<b>13462633</b>	<b>11501439</b>	<b>85%</b>	<b>3659710</b>	<b>27%</b>

\*Among those who have taken first dose



TABLE7.Achievement for the day 26/10/2021 midnight

<i>DISTRICT</i>	<i>1<sup>st</sup> Dose</i>	<i>2<sup>nd</sup> Dose</i>	<i>Total</i>
Alappuzha	973	11251	12224
Ernakulam	2301	16906	19207
Idukki	376	5858	6234
Kannur	1539	16687	18226
Kasaragod	819	4020	4839
Kollam	1706	14548	16254
Kottayam	857	11295	12152
Kozhikode	2016	9340	11356
Malappuram	3079	8375	11454
Palakkad	919	8024	8943
Pathanamthitta	854	10532	11386
Thiruvananthapuram	3365	36314	39679
Thrissur	2142	21063	23205
Wayanad	486	8420	8906
<b>GrandTotal</b>	<b>21432</b>	<b>182633</b>	<b>204065</b>

\*\* Vaccine stock details couldn't be downloaded from e-VIN portal as the portal is down.

TABLE9.COVIDVaccinationrelatedsites

<a href="mailto:support@cowin.gov.in">support@cowin.gov.in</a> <a href="https://www.cowin.gov.in/home">https://www.cowin.gov.in/home</a> <a href="https://dashboard.kerala.gov.in/">https://dashboard.kerala.gov.in/</a> <a href="https://dhs.kerala.gov.in/https://aogyakeralam.gov.in/https://sha.kerala.gov.in/">https://dhs.kerala.gov.in/https://aogyakeralam.gov.in/https://sha.kerala.gov.in/</a>
---

*TABLE 10. COVID Vaccination related Helpline numbers*

<b>National/State/District</b>	<b>Line1</b>	<b>Line2</b>	<b>Line3</b>
National Helpline	1075	+91 1123978046	0120 4473222
Disha	1056	04712552056	
StateCallCenter	04712309251	04712309252	04712309255
Thiruvananthapuram	9188610100	1077	
Kollam	04742797609	8589015556	
Pathanamthitta	04682222515	04682228220	
Alappuzha	04772239999		
Kottayam	04812565200	04812304800	04812581900
Idukki	18004255640	04862232220	04862233118
Ernakulam	9072303861		
Thrissur	9400066921	9400066922	9400066923
Palakkad	04912505264	04912505189	8943341439
Malappuram	04832733253	04832737858	04832733252
Kozhikode	7594001442		
Wayanad	04936202343	04936202375	9072510900
Kannur	04972700194		
Kasargod	9061076590	9061079244	9061078026