



കേരള സർക്കാർ

COVID-19 OUTBREAK CONTROL AND PREVENTION STATE
CELL HEALTH & FAMILY WELFARE DEPARTMENT
Govt of Kerala
www.health.kerala.gov.in

www.dhs.kerala.gov.in

controlroomdhskerala@gmail.com

KeralaHEALTH-COVID-19 DAILY VACCINATION BULLETIN

Date:29/10/2021

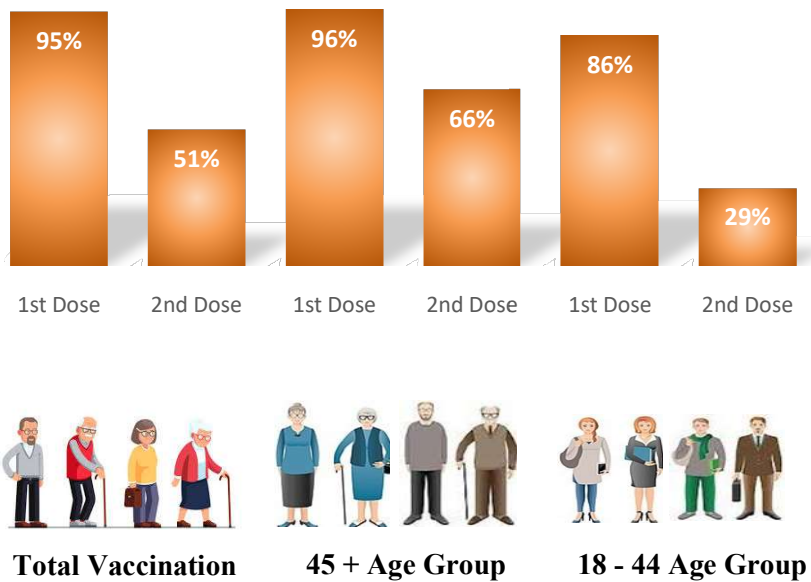
**OUR HEALTH OUR RESPONSIBILITY
VACCINE ADVISORY**

- *People who are vaccinated with Covid Vaccine are reported to have reduced Covid related ICU admissions, serious disease and death.*
- *Early vaccination is useful to safeguard our life from this deadly disease.*
- *Vaccination sessions are planned as per the availability of vaccine. All are requested to cooperate.*
- *After receiving the first dose, second dose of Covishield vaccine is to be taken between 12–16 weeks and second dose of Covaxin between 4-6 weeks.*
- *Covid vaccination is currently available to all above the age of 18.*
- *Vaccination is available free of cost in all Government covid vaccination centers, and at a nominal rate (as per the GoI order F.No.2079203/2021/Immunization) in selected private Hospitals.*
- **ENSURE ALL YOUR ELIGIBLE FAMILY MEMBERS ARE PROTECTED BY RECEIVING ANY OF THE AVAILABLE COVID VACCINE.**
- **“BOTH COVAXIN AND COVISHIELD ARE EQUALLY EFFECTIVE AND SAFE”**
- **“BE FULLY PROTECTED – GET THE SECOND DOSE AT YOUR SCHEDULED TIME”**

ANALYSIS

COVID-19 mass vaccinations are showing signs of preventing illness and steep decline in cases and hospital admissions in countries which done vaccination. Kerala started its vaccination for health care workers from January 16, 2021. The COVID-19 Vaccines Operational Guidelines issued by the Ministry of Health and Family Welfare, Govt. of India, 28th December 2020 and all subsequent Guidelines issued by Ministry of Health and Family Welfare, Govt of India are followed at the sites and all vaccination lanes

Summary of COVID Vaccine Administered as on 29-10-2021 midnight

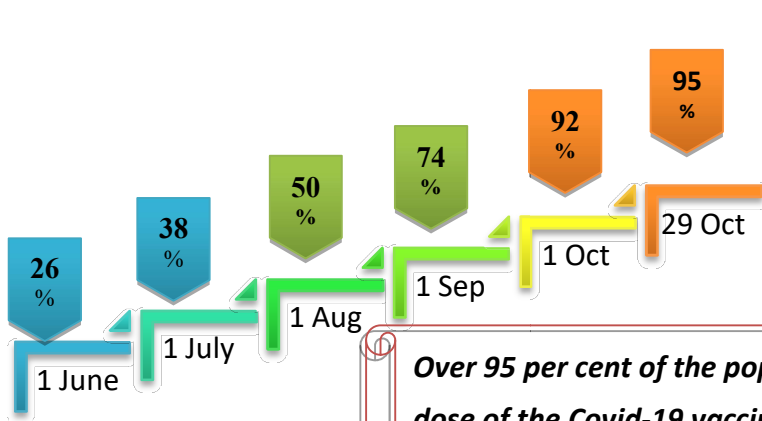


95% of eligible population vaccinated with a single dose till October 29

51% of eligible population vaccinated with double dose till October 29

State has vaccinated more than 96% of people aged more than 45 years with a single dose

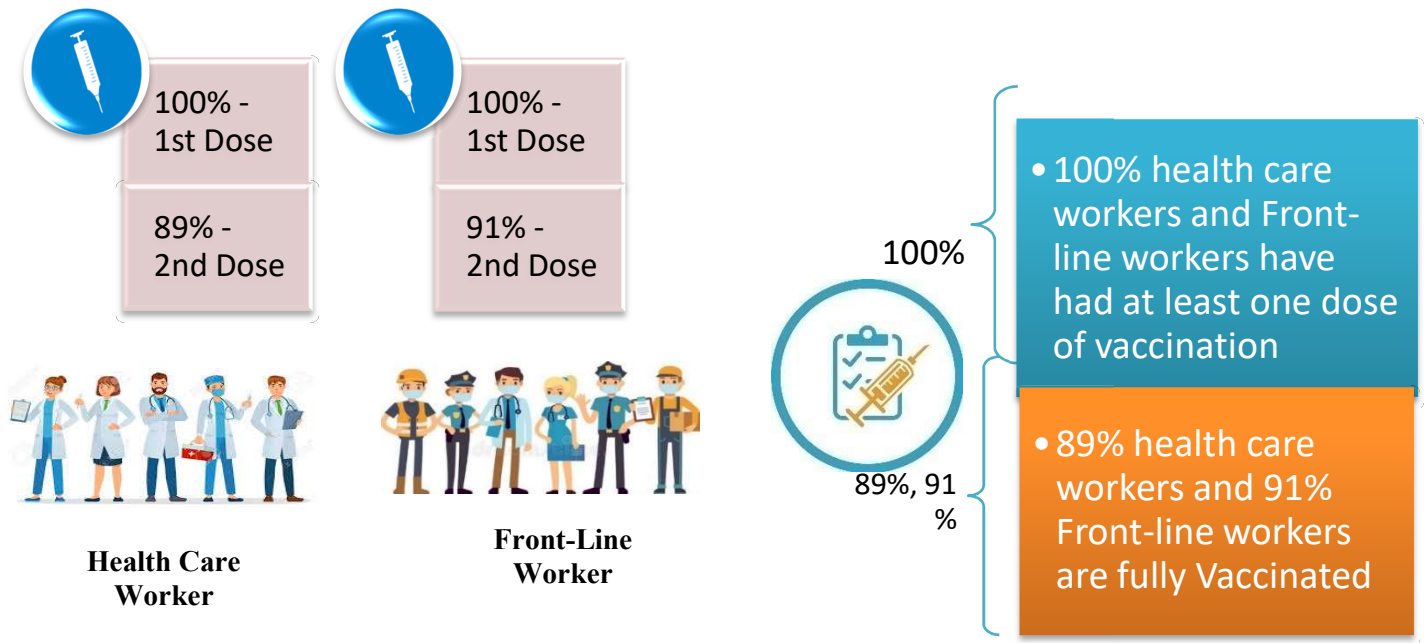
Time Line of Vaccination Coverage



Kerala began administration of COVID 19 Vaccines on 16th January, 2021. As of 29th October 2021, Kerala has administered over 30 million doses overall, including first and second doses of vaccines.


Over 95 per cent of the population in Kerala has been administered the first dose of the Covid-19 vaccine. The state has achieved the target within 286 days since the beginning of the vaccination drive on January 16.

Health Care Workers and Front-Line Workers Vaccinated



Are You Vaccinated? You Still Need to Practice: SMS

- Even after vaccination, follow COVID appropriate behavior
- Practice Social Distancing and greet without physical contact
- Always wear clean face mask
- Wash your hands thoroughly and frequently or use hand sanitizer
- Follow the current COVID 19 guidelines to prevent further spread
- Stay Safe. Stay Strong. Get Vaccinated



Even After Getting Vaccinated Keep Taking Precautions to Protect Your Self



The Race Towards Full Vaccination - Weekly Trend

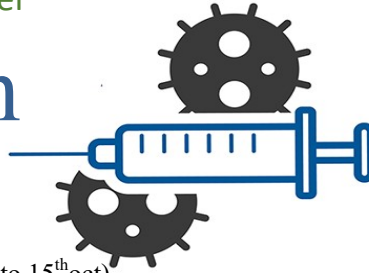
16th Oct – 22th Oct

Kerala Administered over

4.56 Lakh

COVID Vaccine Doses

in the last 7 days (9th Oct to 15th Oct)

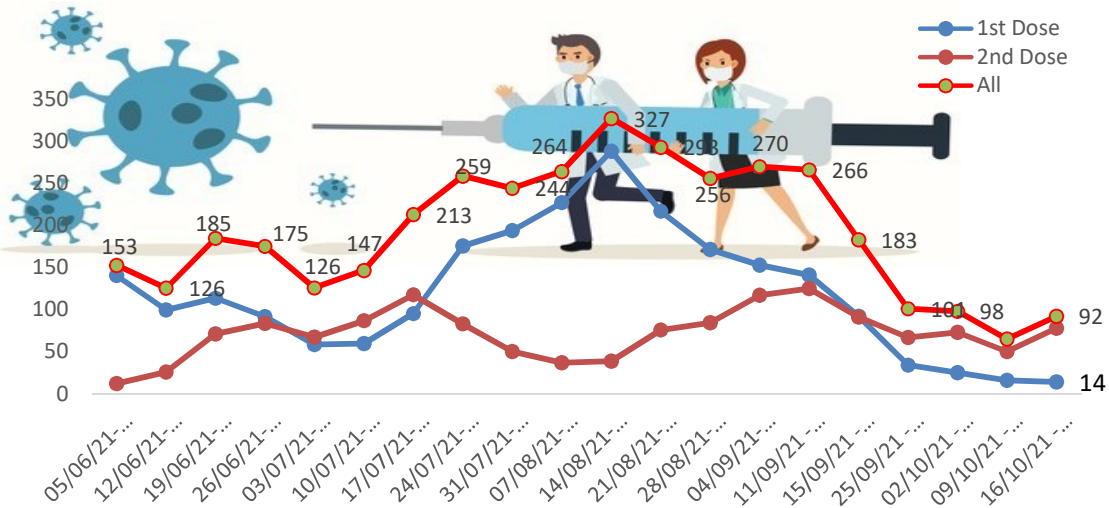


From October 16th to 23th, on average

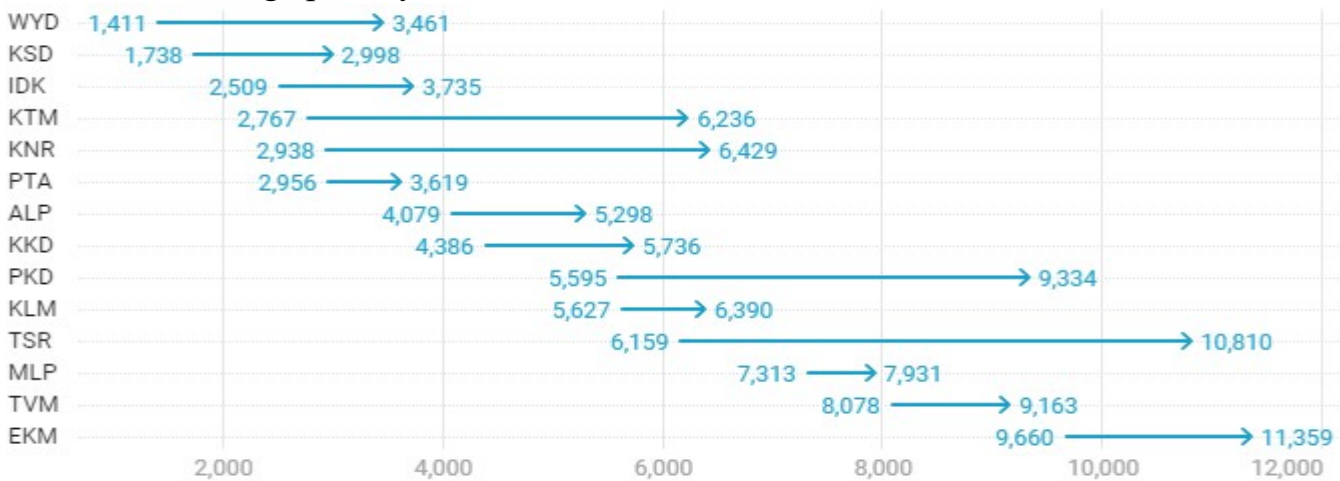
0.92 lakh

doses were administered daily.

Average Doses Administered Per day per week (in 1000)



Trend in average per day vaccination for the last two weeks



Important Message to the Public

- a. *Infection or infection rate is only a part and disease manifestation of disease is to be monitored*
- b. *Fatality among vaccinated people is very less. Disease severity among vaccinated people is less.*
- c. *People with comorbidity should be careful. Once detected covid positive they should get admitted and do not stay at home.*
- d. *Death among non-vaccinated people, especially people with comorbidity is because of late arrival in hospitals*
- e. *Diabetes and Hypertension together is the most common cause of patient death if they arrive late.*
- f. *Vaccinated people, only if symptomatic are advised to consult Doctor.*
- g. *Non Vaccinated people, if symptomatic, may do RTPCR test*
- h. *Antigen testing is only for emergency purpose*
- i. *Non vaccinated people with co-morbidities to do testing by RTPCR and consult doctor*
- j. *Repeat RTPCR is not needed among the people who are detected COVID positive in the previous 2 months*
- k. *All young person detected positive and at home isolation should do glucose test*

TABLE1.Total Vaccination done in the State as on 29/10/2021 midnight

State Summary till			30/10/2021	at 12 AM		
District	Target	First Dose	Percentage *	Second Dose	Percentage *	Total Doses Administered
Alappuzha	1704179	1517227	89%	847626	50%	2,364,853
Ernakulam	2954098	2950926	100%	1742862	59%	4,693,788
Idukki	869082	858843	99%	478955	55%	1,337,798
Kannur	1913861	1889859	99%	950572	50%	2,840,431
Kasaragod	992363	909061	92%	515958	52%	1,425,019
Kollam	2093511	1950319	93%	1041156	50%	2,991,475
Kottayam	1562022	1476470	95%	831916	53%	2,308,386
Kozhikode	2499523	2338168	94%	1136618	45%	3,474,786
Malappuram	2988358	2827012	95%	1088099	36%	3,915,111
Palakkad	2140261	1985080	93%	926590	43%	2,911,670
Pathanamthitta	1036488	1048124	101%	674999	65%	1,723,123
Thiruvananthapuram	2675400	2577836	96%	1555870	58%	4,133,706
Thrissur	2545664	2293308	90%	1281638	50%	3,574,946
Wayanad	659698	658824	100%	427059	65%	1,085,883
Grand Total	26634508	25281057	95%	13499918	51%	38,780,975
	*Revised target population(> 18 years) as per MOHFW is 2.67 crores					
	*As per letter from Additional Secretary MOHFW- D O No 2317579/2021/Imm dated 15/09/2021					

TABLE2.Covid-19 Vaccination Center Functional in the State as on 29/10/2021 midnight

<i>DISTRICTS</i>	Public	Private	Total
Alappuzha	87	6	93
Ernakulam	118	56	174
Idukki	35	6	41
Kannur	89	20	109
Kasaragod	47	5	52
Kollam	100	30	130
Kottayam	83	14	97
Kozhikode	44	31	75
Malappuram	22	10	32
Palakkad	103	16	119
Pathanamthitta	62	14	76
Thiruvananthapuram	127	29	156
Thrissur	34	32	66
Wayanad	53	3	56
GrandTotal	1004	272	1276

TABLE3. Health Care Workers Coverage as on 29/10/2021 midnight

<i>DISTRICT</i>	<i>1ST DOSE</i>	<i>Percentage</i>	<i>2ND DOSE</i>	<i>Percentage Fully Vaccinated</i>
Alappuzha	29005	100%	26600	92%
Ernakulam	85537	100%	73796	86%
Idukki	13548	100%	12703	94%
Kannur	40375	100%	36739	91%
Kasaragod	11609	100%	10552	91%
Kollam	36025	100%	32871	91%
Kottayam	38693	100%	35227	91%
Kozhikode	52724	100%	46472	88%
Malappuram	44817	100%	40627	91%
Palakkad	34667	100%	30972	89%
Pathanamthitta	29326	100%	24422	83%
Thiruvananthapuram	73399	100%	64619	88%
Thrissur	51905	100%	48069	93%
Wayanad	13973	100%	13057	93%
GrandTotal	555603	100%	496726	89%

TABLE4. Frontline workers Coverage as on 29/10/2021 midnight

<i>DISTRICT</i>	<i>1ST DOSE</i>	<i>Percentage</i>	<i>2nd DOSE</i>	<i>Percentage Fully Vaccinated</i>
Alappuzha	39109	100%	35892	92%
Ernakulam	54910	100%	49136	89%
Idukki	22984	100%	20707	90%
Kannur	41369	100%	39380	95%
Kasaragod	24610	100%	22039	90%
Kollam	42208	100%	37445	89%
Kottayam	32125	100%	29879	93%
Kozhikode	55252	100%	50829	92%
Malappuram	53899	100%	50072	93%
Palakkad	48085	100%	44305	92%
Pathanamthitta	25240	100%	21914	87%
Thiruvananthapuram	72952	100%	65485	90%
Thrissur	41897	100%	39833	95%
Wayanad	17017	100%	15825	93%
GrandTotal	571657	100%	522741	91%

TABLE5.Age-Appropriate Group (≥45Years) Coverage as on 29/10/2021 midnight

Age appropriate group (≥45years) Coverage as on 30/10/2021,12AM					
District	Target	1 st dose coverage	Percentage	2nd dose	Percentage Fully Vaccinated*
Alappuzha	960001	848990	88%	568387	59%
Ernakulam	1483234	1434048	97%	1060272	71%
Idukki	431545	435922	101%	314925	73%
Kannur	965897	940925	97%	619236	64%
Kasaragod	435487	426615	98%	327368	75%
Kollam	1038759	1035792	100%	697003	67%
Kottayam	896478	816468	91%	536658	60%
Kozhikode	1185845	1154956	97%	742997	63%
Malappuram	1210980	1164438	96%	674078	56%
Palakkad	1051934	958436	91%	592363	56%
Pathanamthitta	575669	586959	102%	469273	82%
Thiruvananthapuram	1366301	1291568	95%	954175	70%
Thrissur	1271199	1221623	96%	822755	65%
Wayanad	298546	302495	101%	251193	84%
Grand Total	13171875	12619235	96%	8630683	66%

*Among those who took 1st Dose

TABLE6.Age-Appropriate Group (18-44Years) Coverage as on 29/10/2021 midnight

18-44 years Coverage as on 30/10/2021 at 12 AM					
District	Target	First Dose		2nd Dose Coverage	Percentage fully vaccinated*
		1st Dose Coverage	Percentage		
Alappuzha	744178	600123	81%	216747	29%
Ernakulam	1470864	1376431	94%	559658	38%
Idukki	437537	386389	88%	130620	30%
Kannur	947964	867190	91%	255217	27%
Kasaragod	556876	446227	80%	155999	28%
Kollam	1054752	836294	79%	273837	26%
Kottayam	665544	589184	89%	230152	35%
Kozhikode	1313678	1075236	82%	296320	23%
Malappuram	1777378	1563858	88%	323322	18%
Palakkad	1088327	943892	87%	258950	24%
Pathanamthitta	460819	406599	88%	159390	35%
Thiruvananthapuram	1309099	1139917	87%	471591	36%
Thrissur	1274465	977883	77%	370981	29%
Wayanad	361152	325339	90%	146984	41%
Grand Total	13462633	11534562	86%	3849768	29%

*Among those who have taken first dose

TABLE7.Achievement for the day 29/10/2021 midnight

<i>DISTRICT</i>	<i>1st Dose</i>	<i>2nd Dose</i>	<i>Total</i>
Alappuzha	856	7941	8797
Ernakulam	2154	15000	17154
Idukki	378	3445	3823
Kannur	1077	8569	9646
Kasaragod	632	3225	3857
Kollam	1352	11793	13145
Kottayam	903	8153	9056
Kozhikode	1769	8863	10632
Malappuram	2481	5956	8437
Palakkad	1467	10165	11632
Pathanamthitta	655	7290	7945
Thiruvananthapuram	3487	34593	38080
Thrissur	582	5464	6046
Wayanad	259	3642	3901
GrandTotal	18052	134099	152151

** Vaccine stock details couldn't be downloaded from e-VIN portal as the portal is down.

TABLE9.COVIDVaccinationrelatedsites

support@cowin.gov.in https://www.cowin.gov.in/home https://dashboard.kerala.gov.in/ https://dhs.kerala.gov.in/https://aogyakeralam.gov.in/https://sha.kerala.gov.in/

TABLE 10. COVID Vaccination related Helpline numbers

National/State/District	Line1	Line2	Line3
National Helpline	1075	+91 1123978046	0120 4473222
Disha	1056	04712552056	
StateCallCenter	04712309251	04712309252	04712309255
Thiruvananthapuram	9188610100	1077	
Kollam	04742797609	8589015556	
Pathanamthitta	04682222515	04682228220	
Alappuzha	04772239999		
Kottayam	04812565200	04812304800	04812581900
Idukki	18004255640	04862232220	04862233118
Ernakulam	9072303861		
Thrissur	9400066921	9400066922	9400066923
Palakkad	04912505264	04912505189	8943341439
Malappuram	04832733253	04832737858	04832733252
Kozhikode	7594001442		
Wayanad	04936202343	04936202375	9072510900
Kannur	04972700194		
Kasargod	9061076590	9061079244	9061078026