



കേരള സർക്കാർ

COVID-19 OUTBREAK CONTROL AND PREVENTION STATE  
CELL HEALTH & FAMILY WELFARE DEPARTMENT  
Govt of Kerala  
[www.health.kerala.gov.in](http://www.health.kerala.gov.in)

[www.dhs.kerala.gov.in](http://www.dhs.kerala.gov.in)

[controlroomdhskerala@gmail.com](mailto:controlroomdhskerala@gmail.com)

**KeralaHEALTH-COVID-19 DAILY VACCINATION BULLETIN**

**Date:30/10/2021**

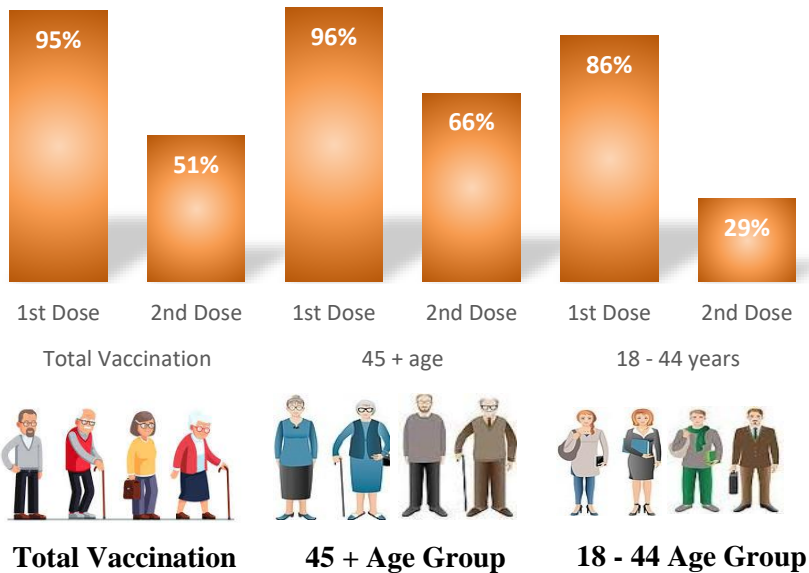
**OUR HEALTH OUR RESPONSIBILITY  
VACCINE ADVISORY**

- *People who are vaccinated with Covid Vaccine are reported to have reduced Covid related ICU admissions, serious disease and death.*
- *Early vaccination is useful to safeguard our life from this deadly disease.*
- *Vaccination sessions are planned as per the availability of vaccine. All are requested to cooperate.*
- *After receiving the first dose, second dose of Covishield vaccine is to be taken between 12–16 weeks and second dose of Covaxin between 4-6 weeks.*
- *Covid vaccination is currently available to all above the age of 18.*
- *Vaccination is available free of cost in all Government covid vaccination centers, and at a nominal rate (as per the GoI order F.No.2079203/2021/Immunization) in selected private Hospitals.*
- **ENSURE ALL YOUR ELIGIBLE FAMILY MEMBERS ARE PROTECTED BY RECEIVING ANY OF THE AVAILABLE COVID VACCINE.**
- **“BOTH COVAXIN AND COVISHIELD ARE EQUALLY EFFECTIVE AND SAFE”**
- **“BE FULLY PROTECTED – GET THE SECOND DOSE AT YOUR SCHEDULED TIME”**

## ANALYSIS

COVID-19 mass vaccinations are showing signs of preventing illness and steep decline in cases and hospital admissions in countries which done vaccination. Kerala started its vaccination for health care workers from January 16, 2021. The COVID-19 Vaccines Operational Guidelines issued by the Ministry of Health and Family Welfare, Govt. of India, 28th December 2020 and all subsequent Guidelines issued by Ministry of Health and Family Welfare, Govt of India are followed at the sites and all vaccination lanes

### Summary of COVID Vaccine Administered as on 30-10-2021 midnight

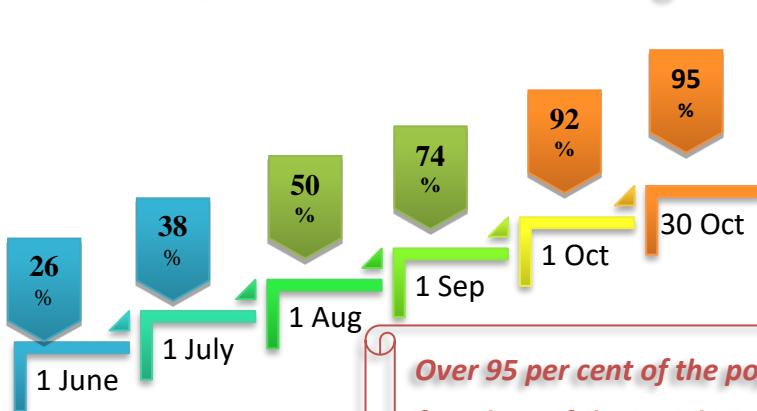


95% of eligible population vaccinated with a single dose till October 30

51% of eligible population vaccinated with double dose till October 30

State has vaccinated more than 96% of people aged more than 45 years with a single dose


### Time Line of Vaccination Coverage



Kerala began administration of COVID 19 Vaccines on 16<sup>th</sup> January, 2021. As of 30<sup>th</sup> October 2021, Kerala has administered over 30 million doses overall, including first and second doses of vaccines.

*Over 95 per cent of the population in Kerala has been administered the first dose of the Covid-19 vaccine. The state has achieved the target within 287 days since the beginning of the vaccination drive on January 16.*

## Health Care Workers and Front-Line Workers Vaccinated



### Are You Vaccinated? You Still Need to Practice:

- Even after vaccination, follow COVID appropriate behavior
- Practice Social Distancing and greet without physical contact
- Always wear clean face mask
- Wash your hands thoroughly and frequently or use hand sanitizer
- Follow the current COVID 19 guidelines to prevent further spread
- Stay Safe. Stay Strong. Get Vaccinated



Even After Getting Vaccinated Keep Taking Precautions to Protect Your Self



**GET VACCINATED**



**WASH YOUR HANDS**



**WEAR A MASK**



**KEEP YOUR DISTANCE**

# The Race Towards Full Vaccination - Weekly Trend

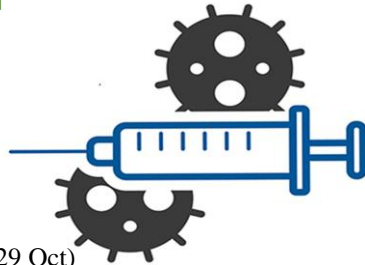
23<sup>th</sup> Oct – 29<sup>th</sup> Oct

Kerala Administered over

## 7.36 Lakh

COVID Vaccine Doses

in the last 7 days (23 Oct to 29 Oct)

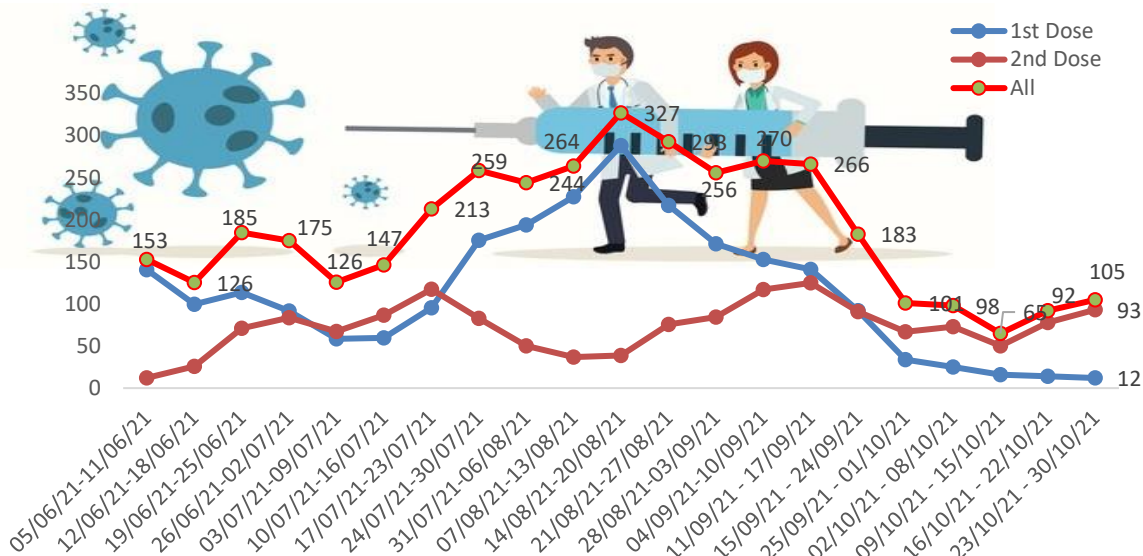


From October 23<sup>rd</sup> to 29<sup>th</sup>, on average

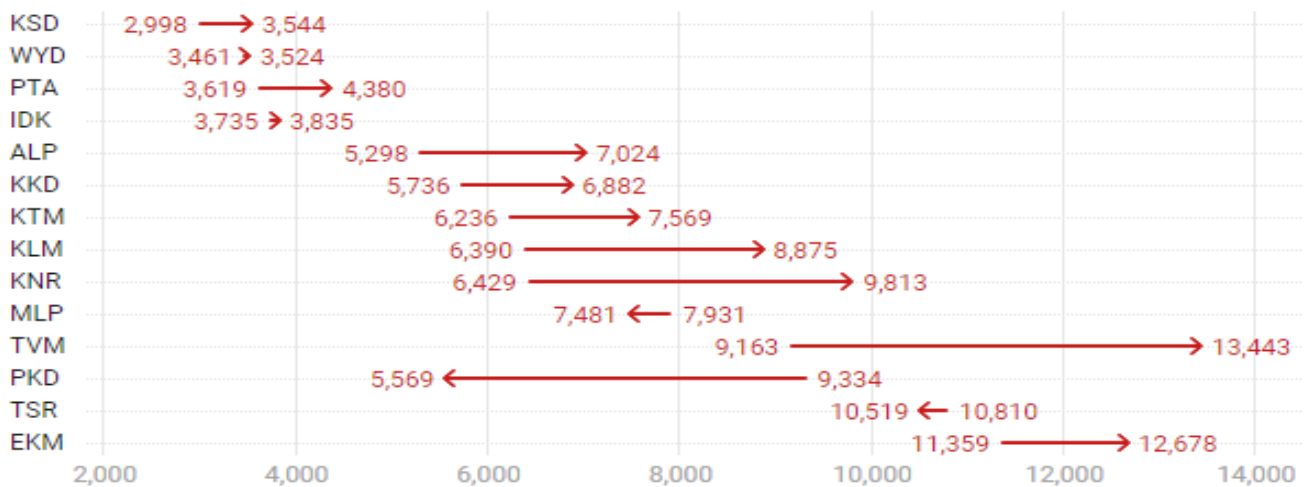
## 1.05 lakh

doses were administered daily.

Average Doses Administered Per day per week (in 1000)



Trend in average per day vaccination for the last two weeks



# Race Against Time – Vaccination Quarterly Status

(Q1:16<sup>th</sup> Jan-Mar, Q2:Apr-June, Q3:July-Sep)

## Daily Average Dozes Administered per Quarter

In the first Quarter, only 42201 first dozes and 5324 second dozes were administered daily on average. During the second and third quarters, the daily vaccination of the first and second dozes increased significantly.

Q1 : 16<sup>th</sup> Jan – Mar

Q2 : Apr - June

Q3 : July - Sep

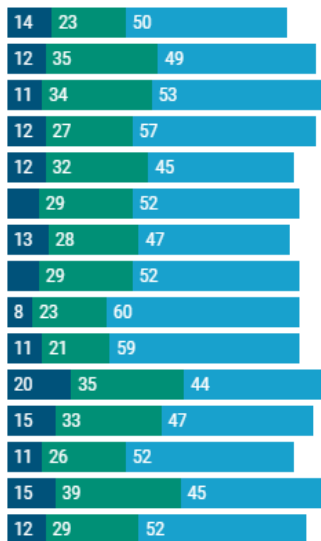


## Vaccination Achievement per Quarter

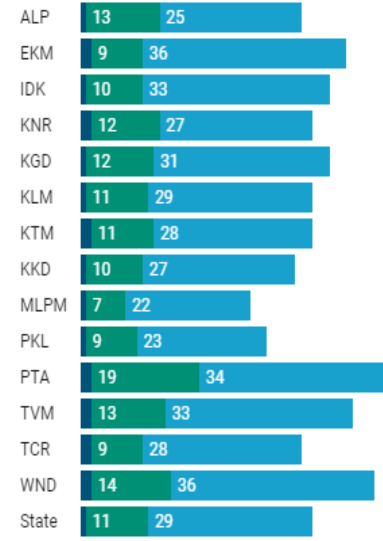
In the third quarter of the immunization drive, 52% of the eligible population (18 + age) in Kerala were given the first dose and 29% the second dose.

■ Q1 ■ Q2 ■ Q3

### First Dose

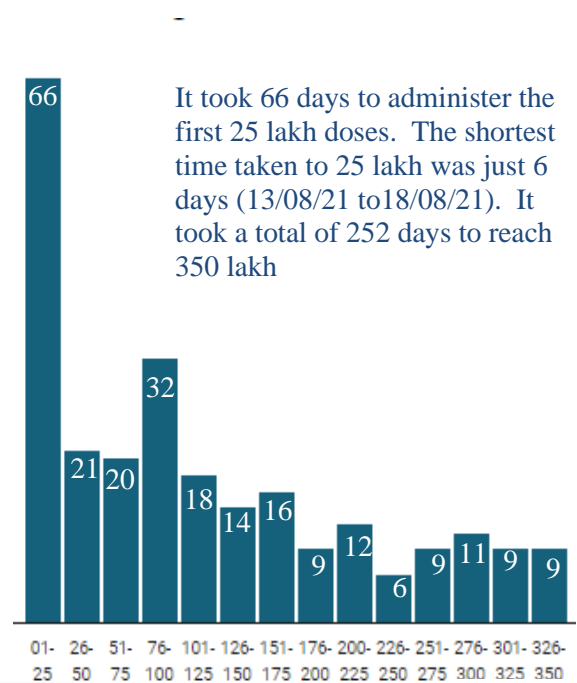


### Second Dose



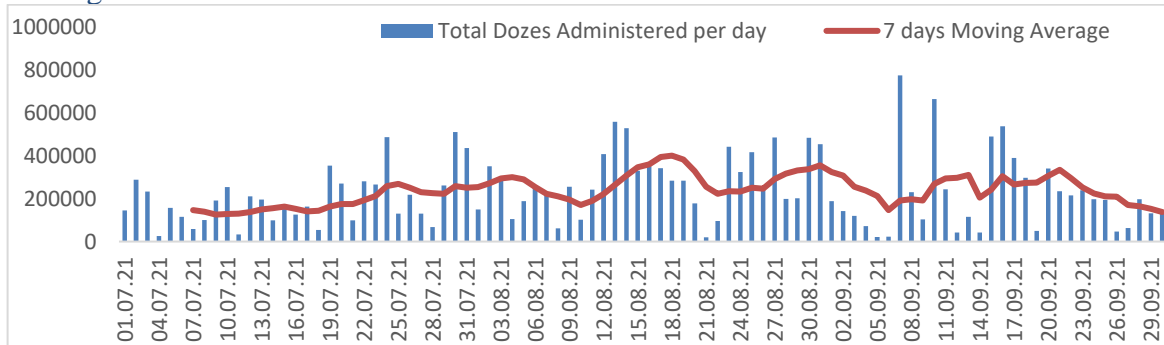
## Dose Progression

The chart shows the days taken for total COVID-19 Vaccination doses in Kerala to cross every 25 lakh dose mark



## Vaccine Administered per Day and 7 days Moving Average in Last Quarter (July - September)

The seven-day moving average of daily doses in the last quarter showed a peak on August 18th and continued to fluctuate thereafter



The average rate of daily vaccination fell between the last two weeks of September compared to the first three weeks. On 20/09/2021 the total doses administered were 3.41 lakh, it declined thereafter and reached up to 1.34 lakh.

## Important Message to the Public

- a. *Infection or infection rate is only a part and disease manifestation of disease is to be monitored*
- b. *Fatality among vaccinated people is very less. Disease severity among vaccinated people is less.*
- c. *People with comorbidity should be careful. Once detected covid positive they should get admitted and do not stay at home.*
- d. *Death among non-vaccinated people, especially people with comorbidity is because of late arrival in hospitals*
- e. *Diabetes and Hypertension together is the most common cause of patient death if they arrive late.*
- f. *Vaccinated people, only if symptomatic are advised to consult Doctor.*
- g. *Non Vaccinated people, if symptomatic, may do RTPCR test*
- h. *Antigen testing is only for emergency purpose*
- i. *Non vaccinated people with co-morbidities to do testing by RTPCR and consult doctor*
- j. *Repeat RTPCR is not needed among the people who are detected COVID positive in the previous 2 months*
- k. *All young person detected positive and at home isolation should do glucose test*



State Summary till			31/10/2021	at 12 AM		
District	Target	First Dose	Percentage *	Second Dose	Percentage *	Total Doses Administered
Alappuzha	1704179	1517990	89%	854915	50%	2,372,905
Ernakulam	2954098	2952917	100%	1757375	59%	4,710,292
Idukki	869082	859090	99%	481708	55%	1,340,798
Kannur	1913861	1890967	99%	959331	50%	2,850,298
Kasaragod	992363	909805	92%	519893	52%	1,429,698
Kollam	2093511	1951063	93%	1047737	50%	2,998,800
Kottayam	1562022	1477414	95%	841471	54%	2,318,885
Kozhikode	2499523	2341242	94%	1154115	46%	3,495,357
Malappuram	2988358	2833176	95%	1103050	37%	3,936,226
Palakkad	2140261	1989185	93%	950512	44%	2,939,697
Pathanamthitta	1036488	1048204	101%	675951	65%	1,724,155
Thiruvananthapuram	2675400	2578157	96%	1559357	58%	4,137,514
Thrissur	2545664	2295840	90%	1304898	51%	3,600,738
Wayanad	659698	659439	100%	436116	66%	1,095,555
<b>Grand Total</b>	<b>26634508</b>	<b>25304489</b>	<b>95%</b>	<b>13646429</b>	<b>51%</b>	<b>38,950,918</b>
*Revised target population(> 18 years) as per MOHFW is 2.67 crores *As per letter from Additional Secretary MOHFW- D O No 2317579/2021/Imm dated 15/09/2021						

TABLE2. Covid-19 Vaccination Center Functional in the State as on 30/10/2021 midnight

DISTRICTS	Public	Private	Total
Alappuzha	83	8	91
Ernakulam	94	58	152
Idukki	23	9	32
Kannur	93	20	113
Kasaragod	47	4	51
Kollam	42	29	71
Kottayam	82	21	103
Kozhikode	89	31	120
Malappuram	52	14	66
Palakkad	105	16	121
Pathanamthitta	0	11	11
Thiruvananthapuram	9	32	41
Thrissur	83	37	120
Wayanad	53	3	56
<b>GrandTotal</b>	<b>855</b>	<b>293</b>	<b>1148</b>

TABLE3. Health Care Workers Coverage as on 30/10/2021 midnight

<i>DISTRICT</i>	<i>1<sup>ST</sup> DOSE</i>	<i>Percentage</i>	<i>2<sup>ND</sup> DOSE</i>	<i>Percentage Fully Vaccinated</i>
<b>Alappuzha</b>	29005	100%	26610	92%
<b>Ernakulam</b>	85537	100%	73847	86%
<b>Idukki</b>	13548	100%	12707	94%
<b>Kannur</b>	40375	100%	36748	91%
<b>Kasaragod</b>	11609	100%	10558	91%
<b>Kollam</b>	36025	100%	32888	91%
<b>Kottayam</b>	38693	100%	35260	91%
<b>Kozhikode</b>	52724	100%	46542	88%
<b>Malappuram</b>	44817	100%	40663	91%
<b>Palakkad</b>	34667	100%	31012	89%
<b>Pathanamthitta</b>	29326	100%	24425	83%
<b>Thiruvananthapuram</b>	73399	100%	64631	88%
<b>Thrissur</b>	51906	100%	48104	93%
<b>Wayanad</b>	13973	100%	13061	93%
<b>GrandTotal</b>	<b>555604</b>	100%	<b>497056</b>	<b>89%</b>

TABLE4. Frontline workers Coverage as on 30/10/2021 midnight

<i>DISTRICT</i>	<i>1<sup>ST</sup> DOSE</i>	<i>Percentage</i>	<i>2<sup>nd</sup> DOSE</i>	<i>Percentage Fully Vaccinated</i>
<b>Alappuzha</b>	39109	100%	35910	92%
<b>Ernakulam</b>	54910	100%	49192	90%
<b>Idukki</b>	22984	100%	20722	90%
<b>Kannur</b>	41369	100%	39398	95%
<b>Kasaragod</b>	24610	100%	22058	90%
<b>Kollam</b>	42209	100%	37481	89%
<b>Kottayam</b>	32125	100%	29930	93%
<b>Kozhikode</b>	55252	100%	50920	92%
<b>Malappuram</b>	53900	100%	50149	93%
<b>Palakkad</b>	48085	100%	44367	92%
<b>Pathanamthitta</b>	25240	100%	21917	87%
<b>Thiruvananthapuram</b>	72952	100%	65500	90%
<b>Thrissur</b>	41897	100%	39875	95%
<b>Wayanad</b>	17017	100%	15835	93%
<b>GrandTotal</b>	<b>571659</b>	100%	<b>523254</b>	92%



TABLE5.Age-Appropriate Group (≥45Years) Coverage as on 30/10/2021 midnight

Age appropriate group (≥45years) Coverage as on 31/10/2021,12AM					
District	Target	1 <sup>st</sup> dose coverage	Percentage	2nd dose	Percentage Fully Vaccinated*
Alappuzha	960001	849237	88%	571531	60%
Ernakulam	1483234	1434469	97%	1065551	72%
Idukki	431545	435982	101%	315617	73%
Kannur	965897	941185	97%	622422	64%
Kasaragod	435487	426697	98%	327942	75%
Kollam	1038759	1035992	100%	699116	67%
Kottayam	896478	816743	91%	540372	60%
Kozhikode	1185845	1155686	97%	753483	64%
Malappuram	1210980	1165532	96%	679248	56%
Palakkad	1051934	959367	91%	603827	57%
Pathanamthitta	575669	586987	102%	469491	82%
Thiruvananthapuram	1366301	1291654	95%	954957	70%
Thrissur	1271199	1222372	96%	833010	66%
Wayanad	298546	302562	101%	252133	84%
<b>Grand Total</b>	<b>13171875</b>	<b>12624465</b>	<b>96%</b>	<b>8688700</b>	<b>66%</b>

\*Among those who took 1<sup>st</sup> Dose

TABLE6.Age-Appropriate Group (18-44Years) Coverage as on 30/10/2021 midnight

18-44 years Coverage as on 31/10/2021 at 12 AM					
District	Target	First Dose		2nd Dose	Percentage fully vaccinated*
		1st Dose Coverage	Percentage	Coverage	
Alappuzha	744178	600639	81%	220864	30%
Ernakulam	1470864	1378001	94%	568785	39%
Idukki	437537	386576	88%	132662	30%
Kannur	947964	868038	92%	260763	28%
Kasaragod	556876	446889	80%	159335	29%
Kollam	1054752	836837	79%	278252	26%
Kottayam	665544	589853	89%	235909	35%
Kozhikode	1313678	1077580	82%	303170	23%
Malappuram	1777378	1568927	88%	332990	19%
Palakkad	1088327	947066	87%	271306	25%
Pathanamthitta	460819	406651	88%	160118	35%
Thiruvananthapuram	1309099	1140152	87%	474269	36%
Thrissur	1274465	979665	77%	383909	30%
Wayanad	361152	325887	90%	155087	43%
<b>Grand Total</b>	<b>13462633</b>	<b>11552761</b>	<b>86%</b>	<b>3937419</b>	<b>29%</b>

\*Among those who have taken first dose

TABLE7.Achievement for the day 30/10/2021 midnight

<i>DISTRICT</i>	<i>1<sup>st</sup> Dose</i>	<i>2<sup>nd</sup> Dose</i>	<i>Total</i>
Alappuzha	760	7280	8040
Ernakulam	1963	14181	16144
Idukki	242	2674	2916
Kannur	1103	8737	9840
Kasaragod	741	3918	4659
Kollam	741	6557	7298
Kottayam	945	9553	10498
Kozhikode	3072	17492	20564
Malappuram	6118	14925	21043
Palakkad	4105	23911	28016
Pathanamthitta	77	944	1021
Thiruvananthapuram	322	3486	3808
Thrissur	2532	23248	25780
Wayanad	615	9057	9672
<b>GrandTotal</b>	<b>23336</b>	<b>145963</b>	<b>169299</b>

\*\* Vaccine stock details couldn't be downloaded from e-VIN portal as the portal is down.

TABLE9.COVIDVaccinationrelatedsites

<a href="mailto:support@cowin.gov.in">support@cowin.gov.in</a> <a href="https://www.cowin.gov.in/home">https://www.cowin.gov.in/home</a> <a href="https://dashboard.kerala.gov.in/">https://dashboard.kerala.gov.in/</a> <a href="https://dhs.kerala.gov.in/https://aogyakeralam.gov.in/https://sha.kerala.gov.in/">https://dhs.kerala.gov.in/https://aogyakeralam.gov.in/https://sha.kerala.gov.in/</a>
---

*TABLE 10. COVID Vaccination related Helpline numbers*

<b>National/State/District</b>	<b>Line1</b>	<b>Line2</b>	<b>Line3</b>
National Helpline	1075	+91 1123978046	0120 4473222
Disha	1056	04712552056	
StateCallCenter	04712309251	04712309252	04712309255
Thiruvananthapuram	9188610100	1077	
Kollam	04742797609	8589015556	
Pathanamthitta	04682222515	04682228220	
Alappuzha	04772239999		
Kottayam	04812565200	04812304800	04812581900
Idukki	18004255640	04862232220	04862233118
Ernakulam	9072303861		
Thrissur	9400066921	9400066922	9400066923
Palakkad	04912505264	04912505189	8943341439
Malappuram	04832733253	04832737858	04832733252
Kozhikode	7594001442		
Wayanad	04936202343	04936202375	9072510900
Kannur	04972700194		
Kasargod	9061076590	9061079244	9061078026