



കേരള സർക്കാർ

COVID-19 OUTBREAK CONTROL AND PREVENTION STATE
CELL HEALTH&FAMILY WELFARE DEPARTMENT
Govt of Kerala
www.health.kerala.gov.in

www.dhs.kerala.gov.in

controlroomdhskerala@gmail.com

KeralaHEALTH-COVID-19 DAILY VACCINATION BULLETIN

Date: 30/09/2021

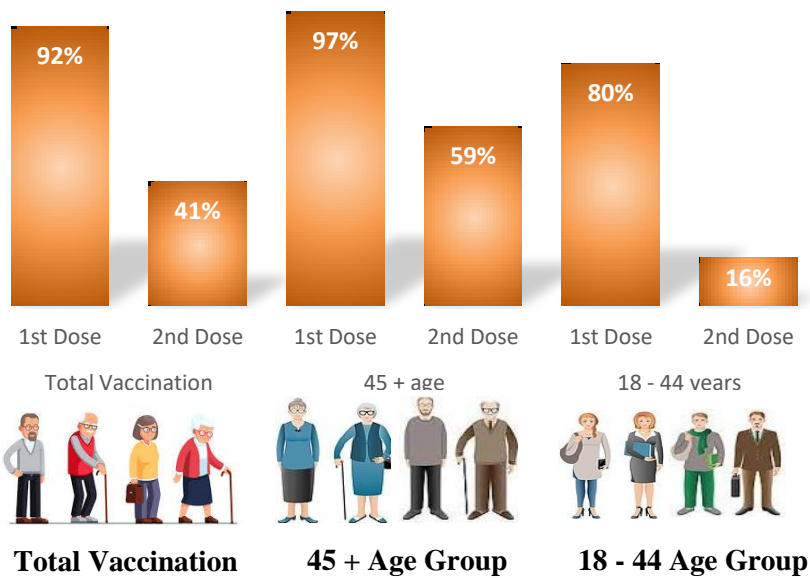
**OUR HEALTH OUR RESPONSIBILITY
VACCINE ADVISORY**

- *People who are vaccinated with Covid Vaccine are reported to have reduced Covid related ICU admissions, serious disease and death.*
- *Early vaccination is useful to safeguard our life from this deadly disease.*
- *Vaccination sessions are planned as per the availability of vaccine. All are requested to cooperate.*
- *After receiving the first dose, second dose of Covishield vaccine is to be taken between 12–16 weeks and second dose of Covaxin between 4-6 weeks.*
- *Covid vaccination is currently available to all above the age of 18.*
- *Vaccination is available free of cost in all Government covid vaccination centers, and at a nominal rate (as per the GoI order F.No.2079203/2021/Immunization) in selected private Hospitals.*
- **ENSURE ALL YOUR ELIGIBLE FAMILY MEMBERS ARE PROTECTED BY RECEIVING ANY OF THE AVAILABLE COVID VACCINE.**
- **“BOTH COVAXIN AND COVISHIELD ARE EQUALLY EFFECTIVE AND SAFE”**
- **“BE FULLY PROTECTED – GET THE SECOND DOSE AT YOUR SCHEDULED TIME”**

ANALYSIS

COVID-19 mass vaccinations are showing signs of preventing illness and steep decline in cases and hospital admissions in countries which done vaccination. Kerala started its vaccination for health care workers from January 16, 2021. The COVID-19 Vaccines Operational Guidelines issued by the Ministry of Health and Family Welfare, Govt. of India, 28th December 2020 and all subsequent Guidelines issued by Ministry of Health and Family Welfare, Govt of India are followed at the sites and all vaccination lanes

Summary of COVID Vaccine Administered as on 30-09-2021 midnight

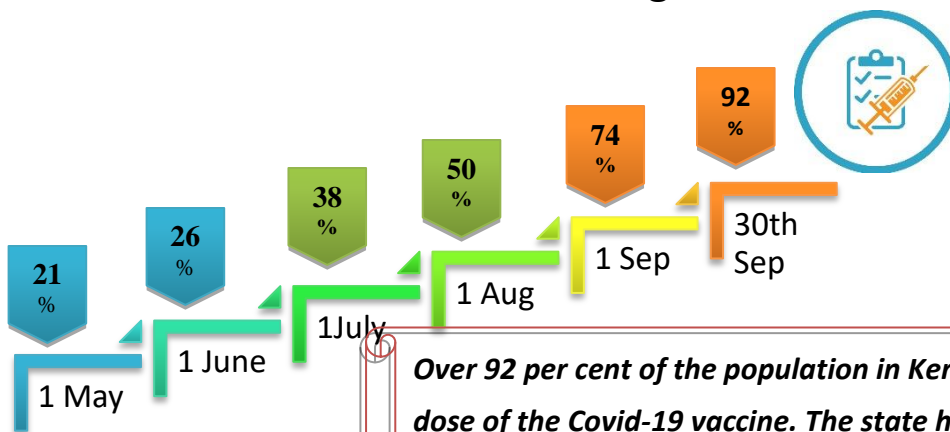


92% of eligible population vaccinated with a single dose till September 30

41% of eligible population vaccinated with double dose till September 30

State has vaccinated more than 97% of people aged more than 45 years with a single dose

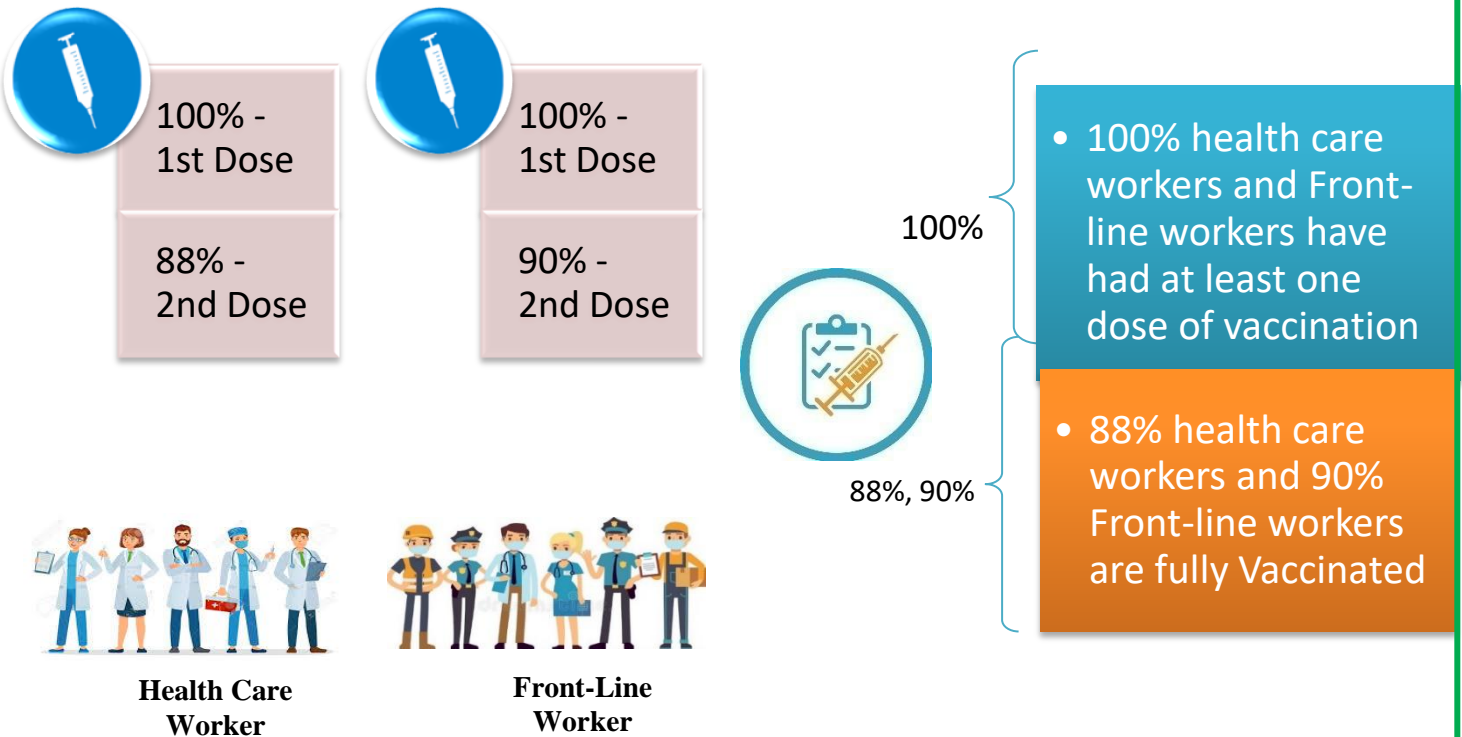
Time Line of Vaccination Coverage




Kerala began administration of COVID 19 Vaccines on 16th January, 2021. As of 30th September 2021, Kerala has administered over 30 million doses overall, including first and second doses of vaccines.

Over 92 per cent of the population in Kerala has been administered the first dose of the Covid-19 vaccine. The state has achieved the target within 257 days since the beginning of the vaccination drive on January 16.

Health Care Workers and Front-Line Workers Vaccinated



Are You Vaccinated? You Still Need to Practice: SMS



- Even after vaccination, follow COVID appropriate behavior
- Practice Social Distancing and greet without physical contact
- Always wear clean face mask
- Wash your hands thoroughly and frequently or use hand sanitizer
- Follow the current COVID 19 guidelines to prevent further spread
- Stay Safe. Stay Strong. Get Vaccinated

Even After Getting Vaccinated Keep Taking Precautions to Protect Your Self



GET VACCINATED



WASH YOUR HANDS



WEAR A MASK



KEEP YOUR DISTANCE

The Race Towards Full Vaccination - Weekly Trend

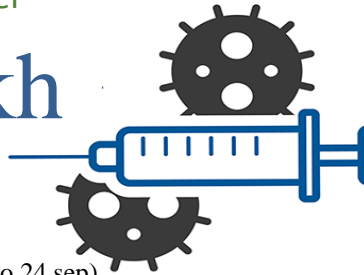
18 Sep – 24 Sep

Kerala Administered over

12.79 Lakh

COVID Vaccine Doses

in the last 7 days (18 sep to 24 sep)

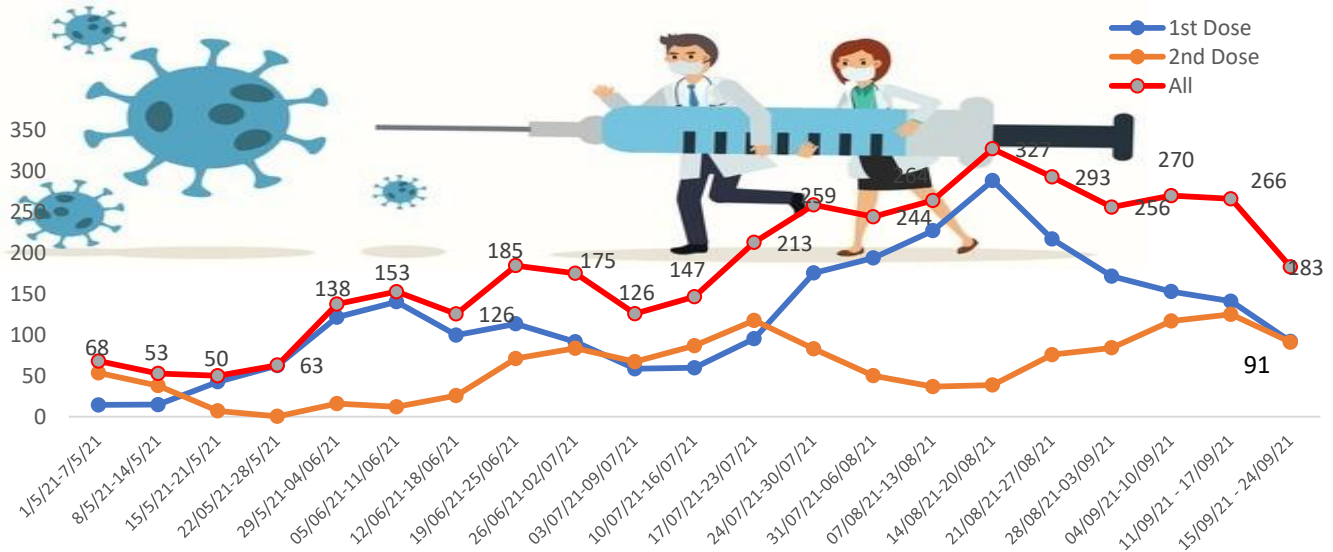


From September 18 to 24, on average

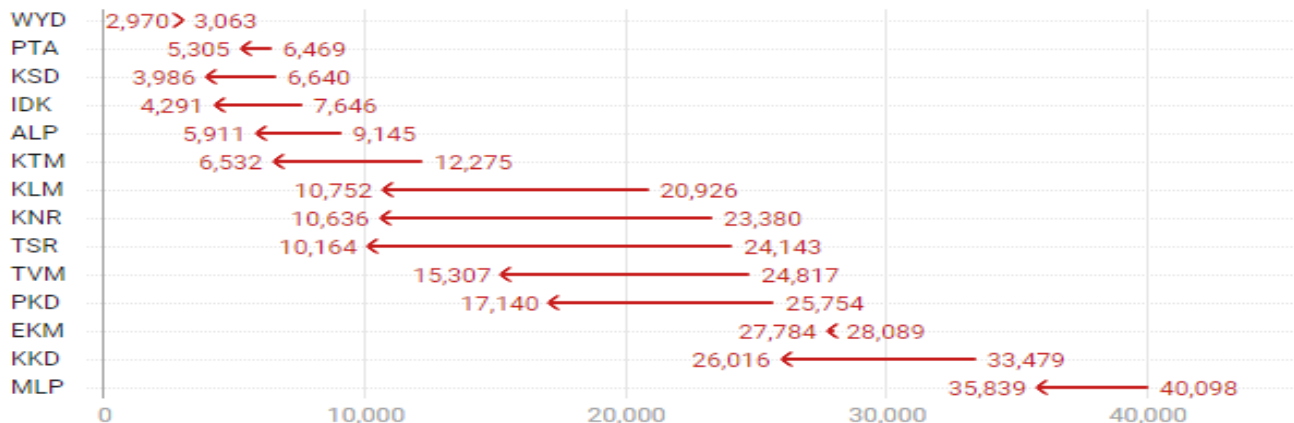
1.83 lakh

doses were administered daily.

Average Doses Administered Per day per week (in 1000)



Trend in average per day vaccination for the last two weeks



Important Message to the Public

- a. *Infection or infection rate is only a part and disease manifestation of disease is to be monitored*
- b. *Fatality among vaccinated people is very less. Disease severity among vaccinated people is less.*
- c. *People with comorbidity should be careful. Once detected covid positive they should get admitted and do not stay at home.*
- d. *Death among non-vaccinated people, especially people with comorbidity is because of late arrival in hospitals*
- e. *Diabetes and Hypertension together is the most common cause of patient death if they arrive late.*
- f. *Vaccinated people, only if symptomatic are advised to consult Doctor.*
- g. *Non Vaccinated people, if symptomatic, may do RTPCR test*
- h. *Antigen testing is only for emergency purpose*
- i. *Non vaccinated people with co-morbidities to do testing by RTPCR and consult doctor*
- j. *Repeat RTPCR is not needed among the people who are detected COVID positive in the previous 2 months*
- k. *All young person detected positive and at home isolation should do glucose test*

TABLE1.Total Vaccination done in the State as on 30/09/21 midnight

State Summary till			01/10/2021	at 12 AM		
District	Target	First Dose	Percentage *	Second Dose	Percentage *	Total Doses Administered
Alappuzha	1791004	1490578	83%	669029	37%	21,59,607
Ernakulam	2871236	2871236	100%	1384977	48%	42,56,213
Idukki	902004	843699	94%	389312	43%	12,33,011
Kannur	2014568	1852917	92%	772132	38%	26,25,049
Kasaragod	996073	888713	89%	440657	44%	13,29,370
Kollam	2159675	1913967	89%	848307	39%	27,62,274
Kottayam	1665546	1454090	87%	675581	41%	21,29,671
Kozhikode	2449026	2282226	93%	963805	39%	32,46,031
Malappuram	2919379	2704056	93%	900565	31%	36,04,621
Palakkad	2209869	1931741	87%	706324	32%	26,38,065
Pathanamthitta	1038180	1032050	99%	567578	55%	15,99,628
Thiruvananthapuram	2721461	2527586	93%	1294154	48%	38,21,740
Thrissur	2558964	2254504	88%	988662	39%	32,43,166
Wayanad	658164	648189	98%	342304	52%	9,90,493
Grand Total	26849427	24695552	92%	10943387	41%	3,56,38,939
*Target population(> 18 years) as per MOHFW is 2.67 crores						

TABLE2.Covid-19 Vaccination Center Functional in the State as on 30/09/21 midnight

<i>DISTRICTS</i>	Public	Private	Total
Alappuzha	87	9	96
Ernakulam	124	56	180
Idukki	65	11	76
Kannur	109	21	130
Kasaragod	84	7	91
Kollam	91	30	121
Kottayam	86	15	101
Kozhikode	99	38	137
Malappuram	23	13	36
Palakkad	92	15	107
Pathanamthitta	124	14	138
Thiruvananthapuram	138	34	172
Thrissur	117	35	152
Wayanad	58	3	61
GrandTotal	1297	301	1598

TABLE3. Health Care Workers Coverage as on 30/09/21 midnight

<i>DISTRICT</i>	<i>1ST DOSE</i>	<i>Percentage</i>	<i>2ND DOSE</i>	<i>Percentage Fully Vaccinated</i>
Alappuzha	29004	100%	26228	90%
Ernakulam	85534	100%	72211	84%
Idukki	13544	100%	12502	92%
Kannur	40374	100%	36316	90%
Kasaragod	11608	100%	10411	90%
Kollam	36022	100%	32252	90%
Kottayam	38692	100%	34633	90%
Kozhikode	52719	100%	45600	86%
Malappuram	44810	100%	39822	89%
Palakkad	34667	100%	30414	88%
Pathanamthitta	29324	100%	23842	81%
Thiruvananthapuram	73391	100%	63538	87%
Thrissur	51903	100%	47283	91%
Wayanad	13973	100%	12923	92%
GrandTotal	555565	100%	487975	88%

TABLE4. Front line workers Coverage as on 30/09/21 midnight

<i>DISTRICT</i>	<i>1ST DOSE</i>	<i>Percentage</i>	<i>2nd DOSE</i>	<i>Percentage Fully Vaccinated</i>
Alappuzha	39101	100%	35398	91%
Ernakulam	54910	100%	48083	88%
Idukki	22979	100%	20295	88%
Kannur	41368	100%	38996	94%
Kasaragod	24609	100%	21694	88%
Kollam	42204	100%	36603	87%
Kottayam	32122	100%	29380	91%
Kozhikode	55248	100%	49812	90%
Malappuram	53898	100%	49257	91%
Palakkad	48080	100%	43565	91%
Pathanamthitta	25240	100%	21302	84%
Thiruvananthapuram	72934	100%	62865	86%
Thrissur	41895	100%	39333	94%
Wayanad	17017	100%	15640	92%
GrandTotal	571605	100%	512223	90%

TABLE5.Age-Appropriate Group (≥45Years) Coverage as on 30/09/21 midnight

Age appropriate group (≥45years) Coverage as on 01/10/2021,12AM					
District	Target	1 st dose coverage	Percentage	2nd dose	Percentage Fully Vaccinated*
Alappuzha	939381	840240	89%	492969	52%
Ernakulam	1416121	1416121	100%	914613	65%
Idukki	431752	431752	100%	287371	67%
Kannur	957707	931726	97%	546142	57%
Kasaragod	423667	423667	100%	310208	73%
Kollam	1068579	1025535	96%	623921	58%
Kottayam	902961	809961	90%	478610	53%
Kozhikode	1142764	1142764	100%	667210	58%
Malappuram	1142001	1142001	100%	609175	53%
Palakkad	996439	946191	95%	506684	51%
Pathanamthitta	584640	582407	99.62%	434542	74%
Thiruvananthapuram	1332129	1276941	96%	863682	65%
Thrissur	1284499	1210044	94%	707091	55%
Wayanad	300787	300787	100%	237953	79%
GrandTotal	12923427	12480137	97%	7680171	59%

*Amongthosewhotook1stDose

TABLE6. Age-Appropriate Group (18-44 Years) Coverage as on 30/09/21 midnight

18-44 years Coverage as on 01/10/21 at 12 AM					
District	Target	First Dose		2nd Dose Coverage	Percentage fully vaccinated*
		1st Dose Coverage	Percentage		
Alappuzha	851623	582233	68%	114434	13%
Ernakulam	1349393	1314671	97%	350070	26%
Idukki	470252	375424	80%	69144	15%
Kannur	1056861	839449	79%	150678	14%
Kasaragod	572406	428829	75%	98344	17%
Kollam	1091096	810206	74%	155531	14%
Kottayam	762585	573315	75%	132958	17%
Kozhikode	1306262	1031495	79%	201183	15%
Malappuram	1777378	1463347	82%	202311	11%
Palakkad	1213430	902803	74%	125661	10%
Pathanamthitta	453540	395079	87%	87892	19%
Thiruvananthapuram	1389332	1104320	79%	304069	22%
Thrissur	1274465	950662	75%	194955	15%
Wayanad	357377	316412	89%	75788	21%
GrandTotal	13926000	11088245	80%	2263018	16%

*Amongthosewhohavetakenfirstdose

TABLE7.Achievement for the day 30/09/21 midnight

<i>DISTRICT</i>	<i>1st Dose</i>	<i>2nd Dose</i>	<i>Total</i>
Alappuzha	1572	5061	6633
Ernakulam	7815	19244	27059
Idukki	1073	3391	4464
Kannur	2270	3106	5376
Kasaragod	1190	2179	3369
Kollam	3165	6633	9798
Kottayam	1265	3380	4645
Kozhikode	4257	8654	12911
Malappuram	12069	7985	20054
Palakkad	5100	5928	11028
Pathanamthitta	602	2381	2983
Thiruvananthapuram	2935	11646	14581
Thrissur	2392	4526	6918
Wayanad	575	3037	3612
GrandTotal	46280	87151	133431

** Vaccine stock details couldn't be downloaded from e-VIN portal as the portal is down.

TABLE9.COVID Vaccination related sites

support@cowin.gov.in https://www.cowin.gov.in/home https://dashboard.kerala.gov.in/ https://dhs.kerala.gov.in/https://aogyakeralam.gov.in/https://sha.kerala.gov.in/

TABLE 10. COVID Vaccination related Helpline numbers

National/State/District	Line1	Line2	Line3
National Helpline	1075	+91 1123978046	0120 4473222
Disha	1056	04712552056	
StateCallCenter	04712309251	04712309252	04712309255
Thiruvananthapuram	9188610100	1077	
Kollam	04742797609	8589015556	
Pathanamthitta	04682222515	04682228220	
Alappuzha	04772239999		
Kottayam	04812565200	04812304800	04812581900
Idukki	18004255640	04862232220	04862233118
Ernakulam	9072303861		
Thrissur	9400066921	9400066922	9400066923
Palakkad	04912505264	04912505189	8943341439
Malappuram	04832733253	04832737858	04832733252
Kozhikode	7594001442		
Wayanad	04936202343	04936202375	9072510900
Kannur	04972700194		
Kasargod	9061076590	9061079244	9061078026