



കേരള സർക്കാർ

COVID-19 OUTBREAK CONTROL AND PREVENTION STATE  
CELL HEALTH & FAMILY WELFARE DEPARTMENT  
Govt of Kerala  
[www.health.kerala.gov.in](http://www.health.kerala.gov.in)

[www.dhs.kerala.gov.in](http://www.dhs.kerala.gov.in)

[controlroomdhskerala@gmail.com](mailto:controlroomdhskerala@gmail.com)

**KeralaHEALTH-COVID-19 DAILY VACCINATION BULLETIN**

**Date:01/11/2021**

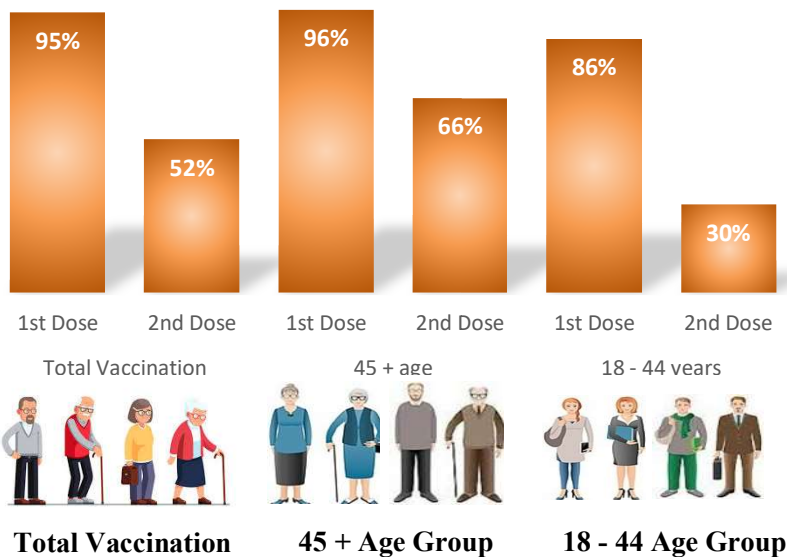
**OUR HEALTH OUR RESPONSIBILITY  
VACCINE ADVISORY**

- *People who are vaccinated with Covid Vaccine are reported to have reduced Covid related ICU admissions, serious disease and death.*
- *Early vaccination is useful to safeguard our life from this deadly disease.*
- *Vaccination sessions are planned as per the availability of vaccine. All are requested to cooperate.*
- *After receiving the first dose, second dose of Covishield vaccine is to be taken between 12–16 weeks and second dose of Covaxin between 4–6 weeks.*
- *Covid vaccination is currently available to all above the age of 18*
- *Vaccination is available free of cost in all Government covid vaccination centers, and at a nominal rate (as per the GoI order F.No.2079203/2021/Immunization) in selected private Hospitals.*
- ***ENSURE ALL YOUR ELIGIBLE FAMILY MEMBERS ARE PROTECTED BY RECEIVING ANY OF THE AVAILABLE COVID VACCINE.***
- ***“BOTH COVAXIN AND COVISHIELD ARE EQUALLY EFFECTIVE AND SAFE”***
- ***“BE FULLY PROTECTED – GET THE SECOND DOSE AT YOUR SCHEDULED TIME”***

### ANALYSIS

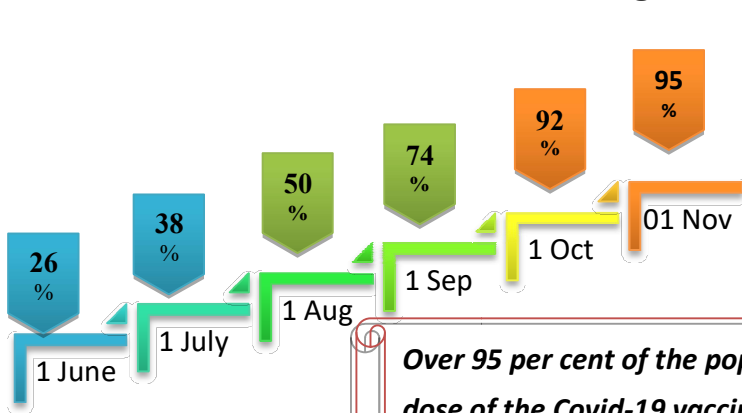
COVID-19 mass vaccinations are showing signs of preventing illness and steep decline in cases and hospital admissions in countries which done vaccination. Kerala started its vaccination for health care workers from January 16, 2021. The COVID-19 Vaccines Operational Guidelines issued by the Ministry of Health and Family Welfare, Govt. of India, 28th December 2020 and all subsequent Guidelines issued by Ministry of Health and Family Welfare, Govt of India are followed at the sites and all vaccination lanes

### Summary of COVID Vaccine Administered as on 01-11-2021 midnight



- 95% of eligible population vaccinated with a single dose till November 01
- 52% of eligible population vaccinated with double dose till November 01
- State has vaccinated more than 96% of people aged more than 45 years with a single dose

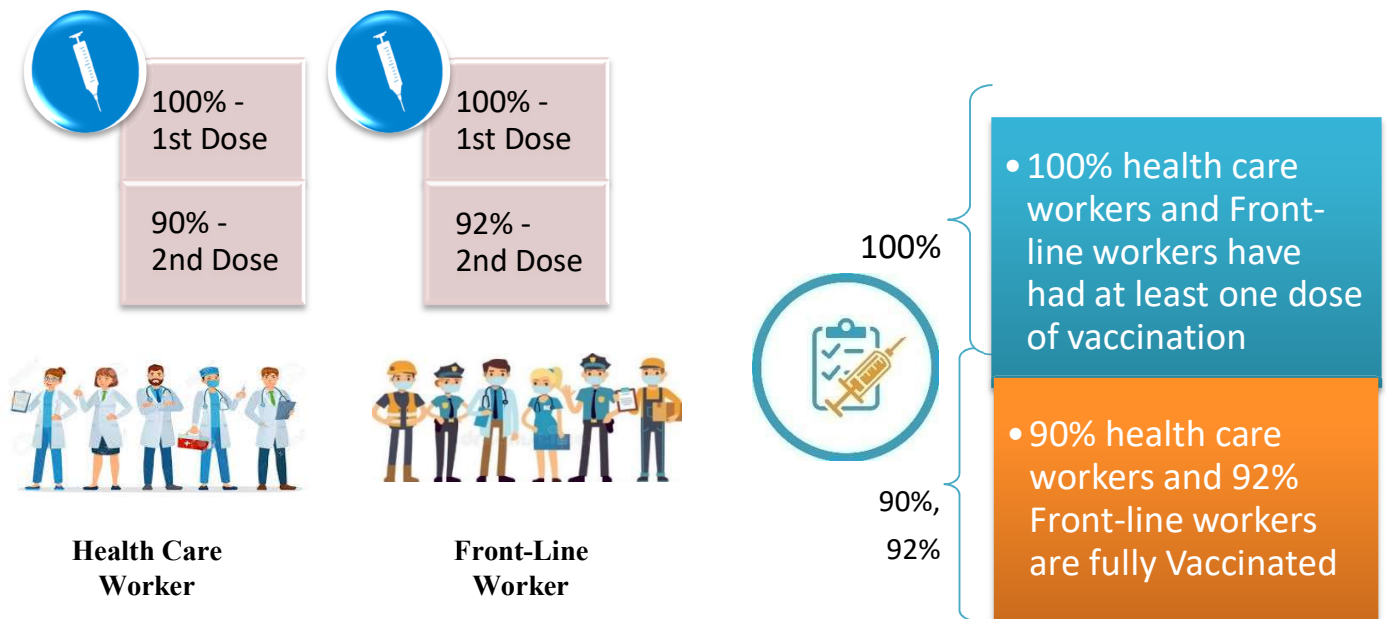
### Time Line of Vaccination Coverage



Kerala began administration of COVID 19 Vaccines on 16<sup>th</sup> January, 2021. As of 01<sup>st</sup> November 2021, Kerala has administered over 30 million doses overall, including first and second doses of vaccines.

**Over 95 per cent of the population in Kerala has been administered the first dose of the Covid-19 vaccine. The state has achieved the target within 289 days since the beginning of the vaccination drive on January 16.**

## Health Care Workers and Front-Line Workers Vaccinated



### Are You Vaccinated? You Still Need to Practice: SMS

- Even after vaccination, follow COVID appropriate behavior
- Practice Social Distancing and greet without physical contact
- Always wear clean face mask
- Wash your hands thoroughly and frequently or use hand sanitizer
- Follow the current COVID 19 guidelines to prevent further spread
- Stay Safe. Stay Strong. Get Vaccinated



Even After Getting Vaccinated Keep Taking Precautions to Protect Your Self



**GET VACCINATED**



**WASH YOUR HANDS**



**WEAR A MASK**



**KEEP YOUR DISTANCE**

## The Race Towards Full Vaccination - Weekly Trend

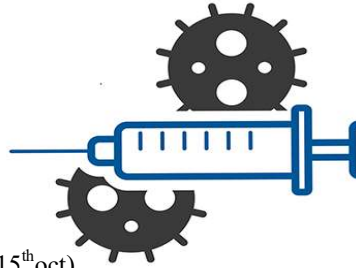
23<sup>th</sup> Oct – 29<sup>th</sup> Oct

Kerala Administered over

# 4.56 Lakh

COVID Vaccine Doses

in the last 7 days (9<sup>th</sup> Oct to 15<sup>th</sup> Oct)

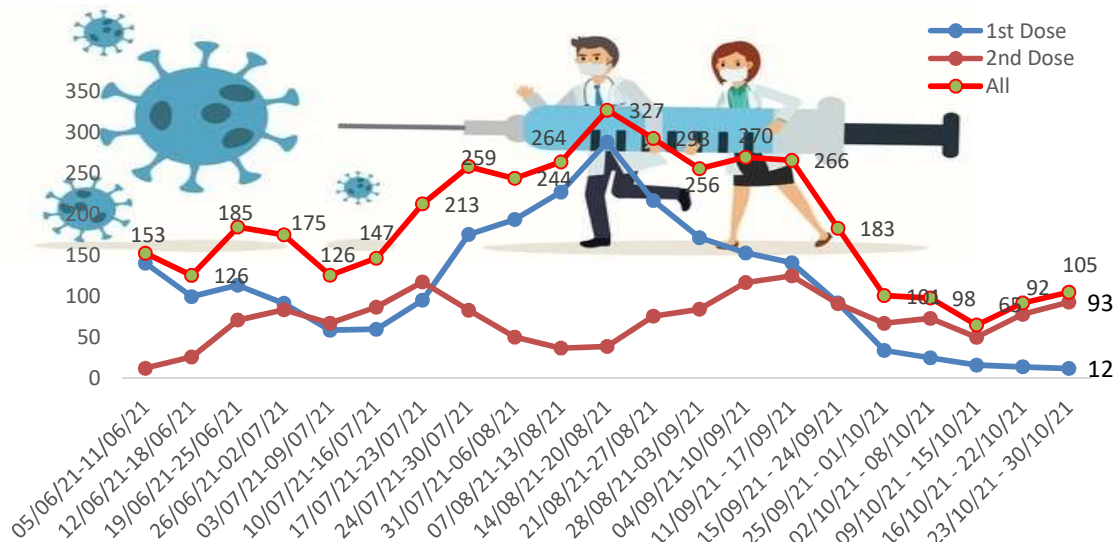


From October 23<sup>rd</sup> to 29<sup>th</sup>, on average

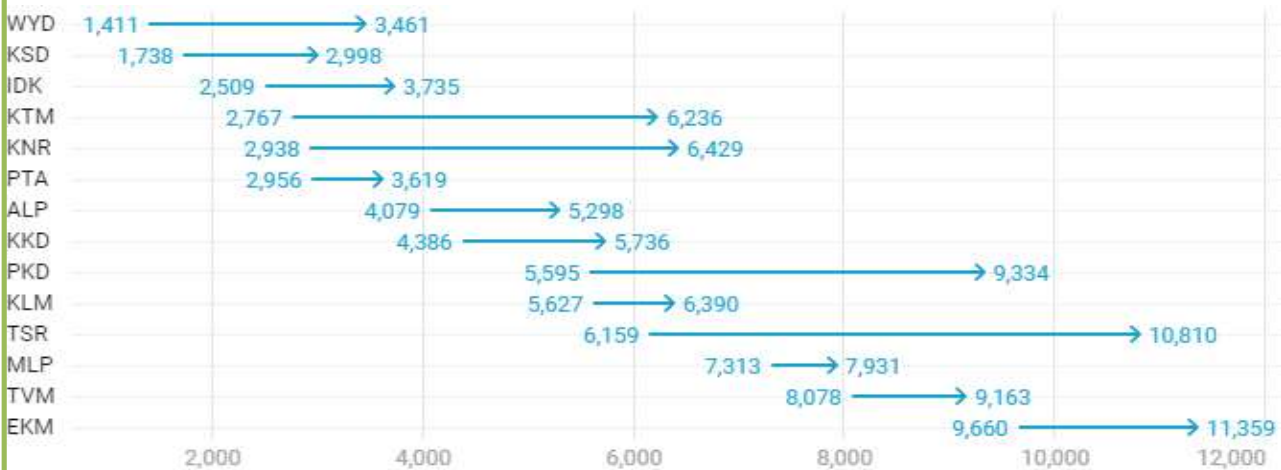
# 1.05 lakh

doses were administered daily.

Average Doses Administered Per day per week (in 1000)



Trend in average per day vaccination for the last two weeks



# Race Against Time – Vaccination Quarterly Status

(Q1:16<sup>th</sup> Jan-Mar, Q2:Apr-June, Q3:July-Sep)

## Daily Average Dozes Administered per Quarter

In the first Quarter, only 42201 first dozes and 5324 second dozes were administered daily on average. During the second and third quarters, the daily vaccination of the first and second dozes increased significantly.

Q1 : 16<sup>th</sup> Jan – Mar

Q2 : Apr - June

Q3 : July - Sep

**Q1** 1st - **42201**  
2nd - **5324**

**Q2** 1st - **84369**  
2nd - **31373**

**Q3** 1st - **150575**  
2nd - **83578**

## Vaccination Achievement per Quarter

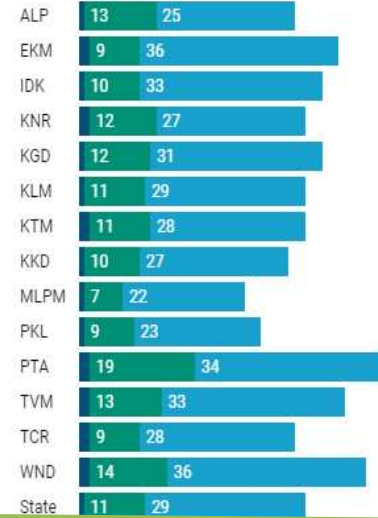
In the third quarter of the immunization drive, 52% of the eligible population (18 + age) in Kerala were given the first dose and 29% the second dose.

■ Q1 ■ Q2 ■ Q3

### First Dose

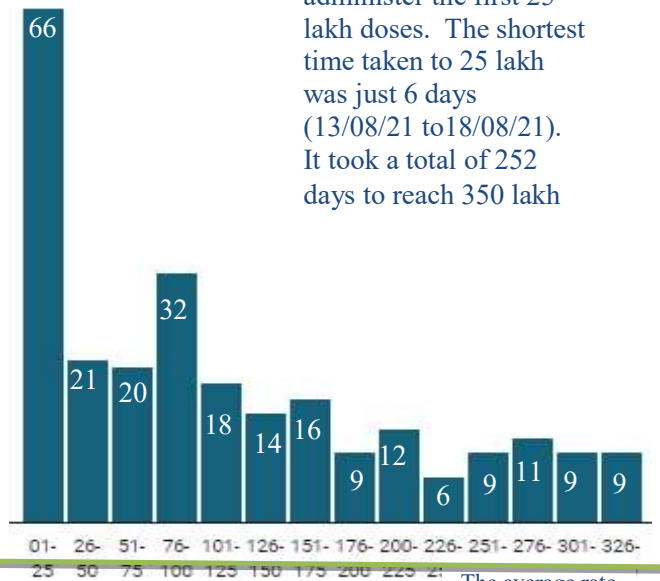


### Second Dose



## Dose Progression

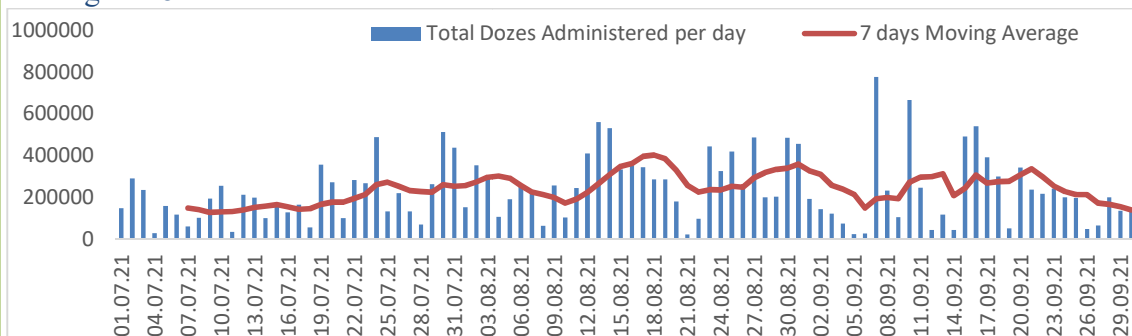
The chart shows the days taken for total COVID-19 Vaccination doses in Kerala to cross every 25 lakh dose mark



It took 66 days to administer the first 25 lakh doses. The shortest time taken to 25 lakh was just 6 days (13/08/21 to 18/08/21). It took a total of 252 days to reach 350 lakh

## Vaccine Administered per Day and 7 days Moving Average in Last Quarter (July - September)

The seven-day moving average of daily doses in the last quarter showed a peak on August 18th and continued to fluctuate thereafter



The average rate of daily vaccination fell between the last two weeks of September compared to the first three weeks. On 20/09/2021 the total doses administered were 3.41 lakh, it declined thereafter and reached up to 1.34 lakh.

## Important Message to the Public

- a. *Infection or infection rate is only a part and disease manifestation of disease is to be monitored*
- b. *Fatality among vaccinated people is very less. Disease severity among vaccinated people is less.*
- c. *People with comorbidity should be careful. Once detected covid positive they should get admitted and do not stay at home.*
- d. *Death among non-vaccinated people, especially people with comorbidity is because of late arrival in hospitals*
- e. *Diabetes and Hypertension together is the most common cause of patient death if they arrive late.*
- f. *Vaccinated people, only if symptomatic are advised to consult Doctor.*
- g. *Non Vaccinated people, if symptomatic, may do RTPCR test*
- h. *Antigen testing is only for emergency purpose*
- i. *Non vaccinated people with co-morbidities to do testing by RTPCR and consult doctor*
- j. *Repeat RTPCR is not needed among the people who are detected COVID positive in the previous 2 months*
- k. *All young person detected positive and at home isolation should do glucose test*

TABLE1. Total Vaccination done in the State as on 01/11/2021 midnight

State Summary till			02/11/2021	at 12 AM		
District	Target	First Dose	Percentage *	Second Dose	Percentage *	Total Doses Administered
Alappuzha	1704179	1519240	89%	866293	51%	23,85,533
Ernakulam	2954098	2956011	100%	1774297	60%	47,30,308
Idukki	869082	859521	99%	486584	56%	13,46,105
Kannur	1913861	1892790	99%	973640	51%	28,66,430
Kasaragod	992363	911135	92%	525661	53%	14,36,796
Kollam	2093511	1952356	93%	1057529	51%	30,09,885
Kottayam	1562022	1478466	95%	850437	54%	23,28,903
Kozhikode	2499523	2342578	94%	1162617	47%	35,05,195
Malappuram	2988358	2839378	95%	1115709	37%	39,55,087
Palakkad	2140261	1992035	93%	967984	45%	29,60,019
Pathanamthitta	1036488	1048393	101%	677773	65%	17,26,166
Thiruvananthapuram	2675400	2579065	96%	1566552	59%	41,45,617
Thrissur	2545664	2297318	90%	1318091	52%	36,15,409
Wayanad	659698	659914	100%	442393	67%	11,02,307
<b>Grand Total</b>	<b>26634508</b>	<b>25328200</b>	<b>95%</b>	<b>13785560</b>	<b>52%</b>	<b>3,91,13,760</b>
*Revised target population(> 18 years) as per MOHFW is 2.67 crores *As per letter from Additional Secretary MOHFW- D O No 2317579/2021/Imm dated 15/09/2021						

TABLE2. Covid-19 Vaccination Center Functional in the State as on 01/11/2021 midnight

DISTRICTS	Public	Private	Total
Alappuzha	87	7	94
Ernakulam	98	38	136
Idukki	39	4	43
Kannur	83	16	99
Kasaragod	48	4	52
Kollam	55	29	84
Kottayam	80	12	92
Kozhikode	89	31	120
Malappuram	57	7	64
Palakkad	103	16	119
Pathanamthitta	2	11	13
Thiruvananthapuram	14	24	38
Thrissur	45	31	76
Wayanad	53	2	55
<b>GrandTotal</b>	<b>853</b>	<b>232</b>	<b>1085</b>

TABLE3. Health Care Workers Coverage as on 01/11/2021 midnight

<i>DISTRICT</i>	<i>1<sup>ST</sup> DOSE</i>	<i>Percentage</i>	<i>2<sup>ND</sup> DOSE</i>	<i>Percentage Fully Vaccinated</i>
<b>Alappuzha</b>	29005	100%	26627	92%
<b>Ernakulam</b>	85537	100%	73918	86%
<b>Idukki</b>	13548	100%	12715	94%
<b>Kannur</b>	40375	100%	36756	91%
<b>Kasaragod</b>	11609	100%	10560	91%
<b>Kollam</b>	36025	100%	32902	91%
<b>Kottayam</b>	38693	100%	35281	91%
<b>Kozhikode</b>	52724	100%	46571	88%
<b>Malappuram</b>	44817	100%	40695	91%
<b>Palakkad</b>	34667	100%	31030	90%
<b>Pathanamthitta</b>	29326	100%	24432	83%
<b>Thiruvananthapuram</b>	73400	100%	64656	88%
<b>Thrissur</b>	51906	100%	48118	93%
<b>Wayanad</b>	13973	100%	13064	93%
<b>GrandTotal</b>	<b>555605</b>	<b>100%</b>	<b>497325</b>	<b>90%</b>

TABLE4. Frontline workers Coverage as on 01/11/2021 midnight

<i>DISTRICT</i>	<i>1<sup>ST</sup> DOSE</i>	<i>Percentage</i>	<i>2<sup>nd</sup> DOSE</i>	<i>Percentage Fully Vaccinated</i>
<b>Alappuzha</b>	39109	100%	35932	92%
<b>Ernakulam</b>	54910	100%	49229	90%
<b>Idukki</b>	22984	100%	20735	90%
<b>Kannur</b>	41369	100%	39413	95%
<b>Kasaragod</b>	24610	100%	22067	90%
<b>Kollam</b>	42209	100%	37512	89%
<b>Kottayam</b>	32125	100%	29942	93%
<b>Kozhikode</b>	55253	100%	50966	92%
<b>Malappuram</b>	53901	100%	50179	93%
<b>Palakkad</b>	48085	100%	44400	92%
<b>Pathanamthitta</b>	25240	100%	21923	87%
<b>Thiruvananthapuram</b>	72953	100%	65543	90%
<b>Thrissur</b>	41897	100%	39895	95%
<b>Wayanad</b>	17017	100%	15841	93%
<b>GrandTotal</b>	<b>571662</b>	<b>100%</b>	<b>523577</b>	<b>92%</b>



TABLE5.Age-Appropriate Group (≥45Years) Coverage as on 01/11/2021 midnight

Age appropriate group (≥45years) Coverage as on 02/11/2021,12AM					
District	Target	1 <sup>st</sup> dose coverage	Percentage	2nd dose	Percentage Fully Vaccinated*
Alappuzha	960001	849600	88%	577014	60%
Ernakulam	1483234	1435110	97%	1072881	72%
Idukki	431545	436074	101%	317057	73%
Kannur	965897	941625	97%	628746	65%
Kasaragod	435487	426879	98%	328887	76%
Kollam	1038759	1036367	100%	702363	68%
Kottayam	896478	817077	91%	545025	61%
Kozhikode	1185845	1155978	97%	757745	64%
Malappuram	1210980	1166625	96%	683804	56%
Palakkad	1051934	959961	91%	612031	58%
Pathanamthitta	575669	587017	102%	469829	82%
Thiruvananthapuram	1366301	1291831	95%	956460	70%
Thrissur	1271199	1222825	96%	838939	66%
Wayanad	298546	302617	101%	252843	85%
<b>Grand Total</b>	<b>13171875</b>	<b>12629586</b>	<b>96%</b>	<b>8743624</b>	<b>66%</b>

\*Among those who took 1<sup>st</sup> Dose

TABLE6.Age-Appropriate Group (18-44Years) Coverage as on 01/11/2021 midnight

18-44 years Coverage as on 02/11/2021 at 12 AM					
District	Target	First Dose		2nd Dose	Percentage fully vaccinated*
		1st Dose Coverage	Percentage	Coverage	
Alappuzha	744178	601526	81%	226720	30%
Ernakulam	1470864	1380454	94%	578269	39%
Idukki	437537	386915	88%	136077	31%
Kannur	947964	869421	92%	268725	28%
Kasaragod	556876	448037	80%	164147	29%
Kollam	1054752	837755	79%	284752	27%
Kottayam	665544	590571	89%	240189	36%
Kozhikode	1313678	1078623	82%	307335	23%
Malappuram	1777378	1574035	89%	341031	19%
Palakkad	1088327	949322	87%	280523	26%
Pathanamthitta	460819	406810	88%	161589	35%
Thiruvananthapuram	1309099	1140881	87%	479893	37%
Thrissur	1274465	980690	77%	391139	31%
Wayanad	361152	326307	90%	160645	44%
<b>Grand Total</b>	<b>13462633</b>	<b>11571347</b>	<b>86%</b>	<b>4021034</b>	<b>30%</b>

\*Among those who have taken first dose

TABLE7.Achievement for the day 01/11/2021 midnight

<i>DISTRICT</i>	<i>1<sup>st</sup> Dose</i>	<i>2<sup>nd</sup> Dose</i>	<i>Total</i>
Alappuzha	1185	10880	12065
Ernakulam	2529	15055	17584
Idukki	403	4670	5073
Kannur	1780	13929	15709
Kasaragod	938	3902	4840
Kollam	1278	9570	10848
Kottayam	1041	8840	9881
Kozhikode	1282	8032	9314
Malappuram	6059	12106	18165
Palakkad	2812	17072	19884
Pathanamthitta	41	546	587
Thiruvananthapuram	490	4210	4700
Thrissur	1371	12217	13588
Wayanad	463	6034	6497
<b>Grand Total</b>	<b>21672</b>	<b>127063</b>	<b>148735</b>

\*\* Vaccine stock details couldn't be downloaded from e-VIN portal as the portal is down.

TABLE9.COVID Vaccination related sites

<a href="mailto:support@cowin.gov.in">support@cowin.gov.in</a> <a href="https://www.cowin.gov.in/home">https://www.cowin.gov.in/home</a> <a href="https://dashboard.kerala.gov.in/">https://dashboard.kerala.gov.in/</a> <a href="https://dhs.kerala.gov.in/https://aogyakeralam.gov.in/https://sha.kerala.gov.in/">https://dhs.kerala.gov.in/https://aogyakeralam.gov.in/https://sha.kerala.gov.in/</a>
---

*TABLE 10. COVID Vaccination related Helpline numbers*

<b>National/State/District</b>	<b>Line1</b>	<b>Line2</b>	<b>Line3</b>
National Helpline	1075	+91 1123978046	0120 4473222
Disha	1056	04712552056	
StateCallCenter	04712309251	04712309252	04712309255
Thiruvananthapuram	9188610100	1077	
Kollam	04742797609	8589015556	
Pathanamthitta	04682222515	04682228220	
Alappuzha	04772239999		
Kottayam	04812565200	04812304800	04812581900
Idukki	18004255640	04862232220	04862233118
Ernakulam	9072303861		
Thrissur	9400066921	9400066922	9400066923
Palakkad	04912505264	04912505189	8943341439
Malappuram	04832733253	04832737858	04832733252
Kozhikode	7594001442		
Wayanad	04936202343	04936202375	9072510900
Kannur	04972700194		
Kasargod	9061076590	9061079244	9061078026