



കേരള സർക്കാർ

COVID-19 OUTBREAK CONTROL AND PREVENTION STATE
CELL HEALTH&FAMILY WELFARE DEPARTMENT
Govt of Kerala
www.health.kerala.gov.in

www.dhs.kerala.gov.in

controlroomdhskerala@gmail.com

KeralaHEALTH-COVID-19 DAILY VACCINATION BULLETIN

Date: 04/11/2021

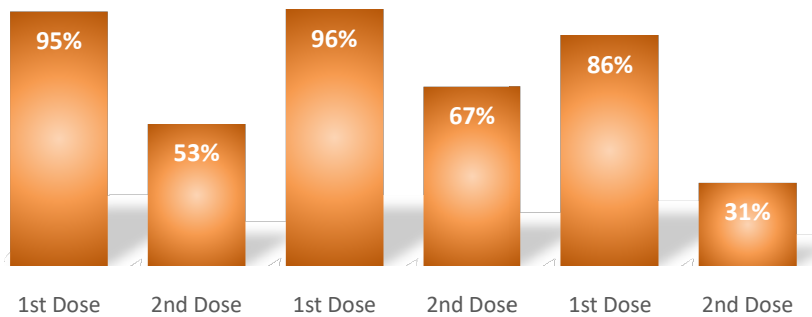
**OUR HEALTH OUR RESPONSIBILITY
VACCINE ADVISORY**

- *People who are vaccinated with Covid Vaccine are reported to have reduced Covid related ICU admissions, serious disease and death.*
- *Early vaccination is useful to safeguard our life from this deadly disease.*
- *Vaccination sessions are planned as per the availability of vaccine. All are requested to cooperate.*
- *After receiving the first dose, second dose of Covishield vaccine is to be taken between 12–16 weeks and second dose of Covaxin between 4-6 weeks.*
- *Covid vaccination is currently available to all above the age of 18.*
- *Vaccination is available free of cost in all Government covid vaccination centers, and at a nominal rate (as per the GoI order F.No.2079203/2021/Immunization) in selected private Hospitals.*
- **ENSURE ALL YOUR ELIGIBLE FAMILY MEMBERS ARE PROTECTED BY RECEIVING ANY OF THE AVAILABLE COVID VACCINE.**
- **“BOTH COVAXIN AND COVISHIELD ARE EQUALLY EFFECTIVE AND SAFE”**
- **“BE FULLY PROTECTED – GET THE SECOND DOSE AT YOUR SCHEDULED TIME”**

ANALYSIS

COVID-19 mass vaccinations are showing signs of preventing illness and steep decline in cases and hospital admissions in countries which done vaccination. Kerala started its vaccination for health care workers from January 16, 2021. The COVID-19 Vaccines Operational Guidelines issued by the Ministry of Health and Family Welfare, Govt. of India, 28th December 2020 and all subsequent Guidelines issued by Ministry of Health and Family Welfare, Govt of India are followed at the sites and all vaccination lanes

Summary of COVID Vaccine Administered as on 04-11-2021 midnight



95% of eligible population vaccinated with a single dose till November 04

95%

53% of eligible population vaccinated with double dose till November 04

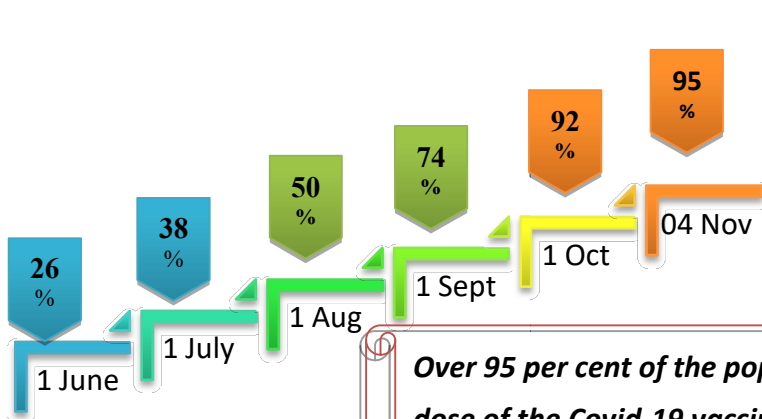
53%

State has vaccinated more than 96% of people aged more than 45 years with a single dose

96%



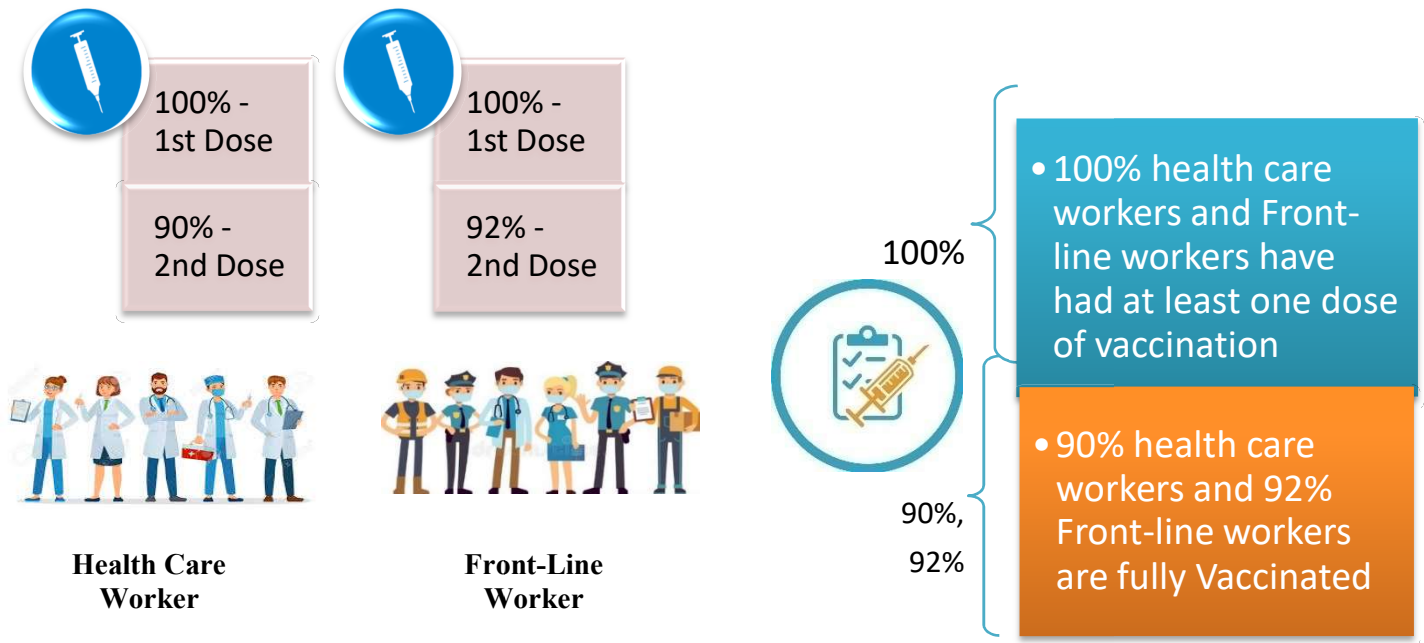
Time Line of Vaccination Coverage



Kerala began administration of COVID 19 Vaccines on 16th January, 2021. As of 04th November 2021, Kerala has administered over 30 million doses overall, including first and second doses of vaccines.

Over 95 per cent of the population in Kerala has been administered the first dose of the Covid-19 vaccine. The state has achieved the target within 292 days since the beginning of the vaccination drive on January 16.

Health Care Workers and Front-Line Workers Vaccinated



Are You Vaccinated? You Still Need to Practice: SMS

- Even after vaccination, follow COVID appropriate behavior
- Practice Social Distancing and greet without physical contact
- Always wear clean face mask
- Wash your hands thoroughly and frequently or use hand sanitizer
- Follow the current COVID 19 guidelines to prevent further spread
- Stay Safe. Stay Strong. Get Vaccinated



Even After Getting Vaccinated Keep Taking Precautions to Protect Your Self

GET VACCINATED **WASH YOUR HANDS** **WEAR A MASK** **KEEP YOUR DISTANCE**

The Race Towards Full Vaccination - Weekly Trend

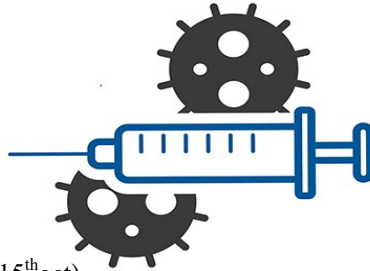
23th Oct – 29th Oct

Kerala Administered over

4.56 Lakh

COVID Vaccine Doses

in the last 7 days (9th Oct to 15th Oct)

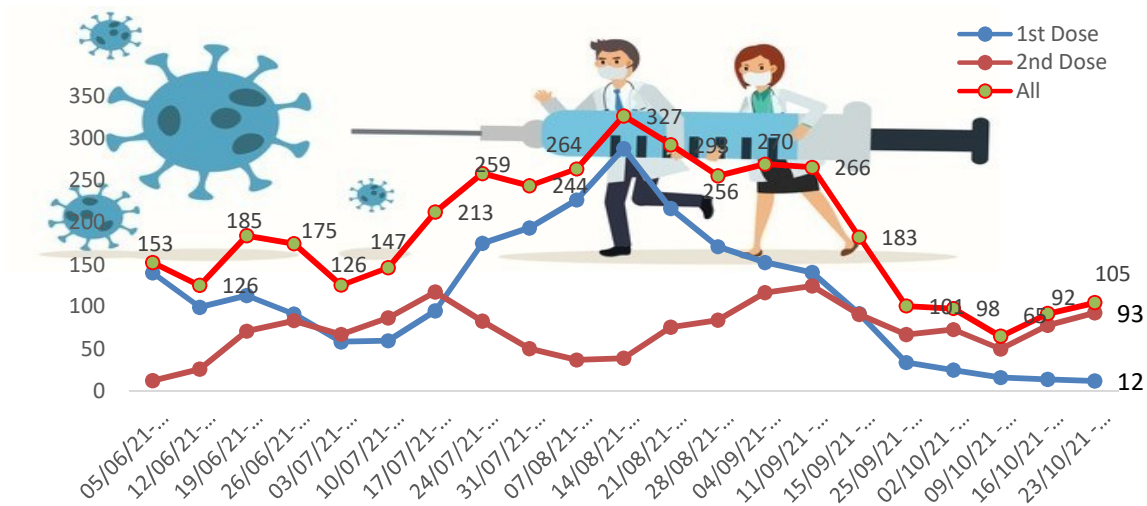


From October 23rd to 29th, on average

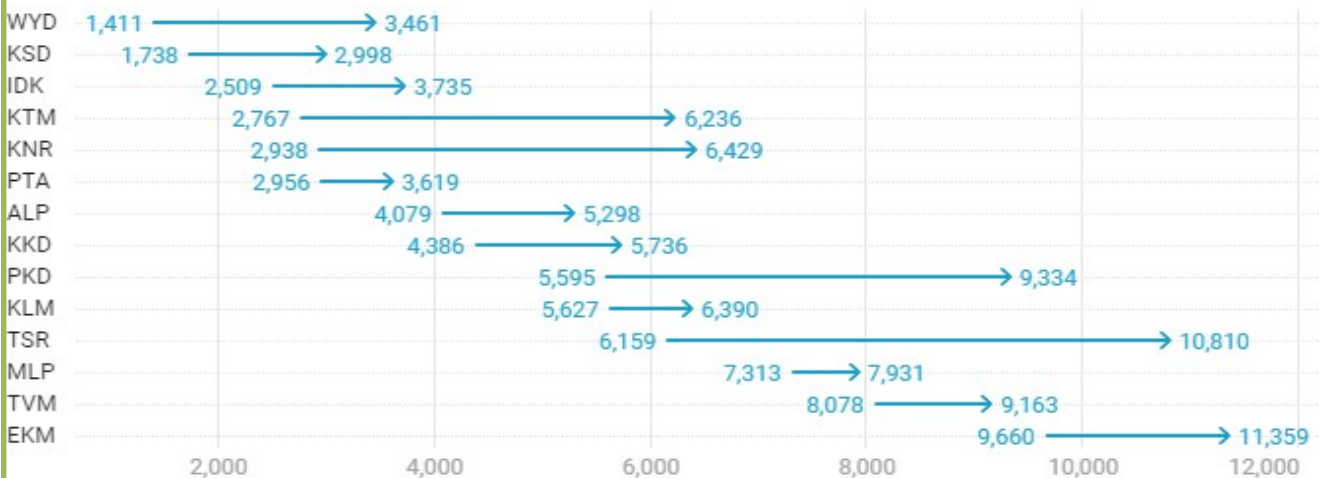
1.05lakh

doses were administered daily.

Average Doses Administered Per day per week (in 1000)



Trend in average per day vaccination for the last two weeks



Race Against Time – Vaccination Quarterly Status

(Q1: 16th Jan-Mar, Q2: Apr-June, Q3: July-Sep)

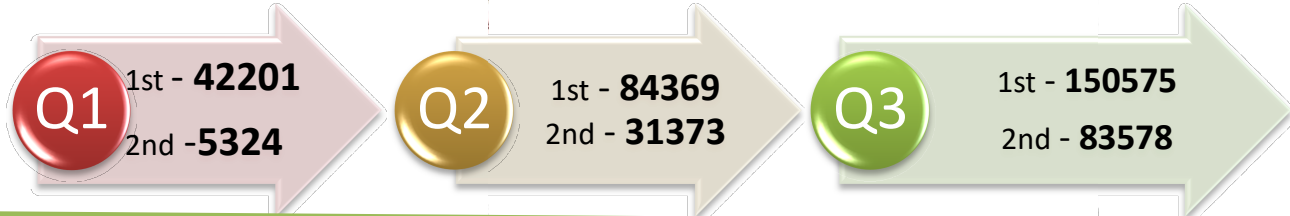
Daily Average Dozes Administered per Quarter

In the first Quarter, only 42201 first dozes and 5324 second dozes were administered daily on average. During the second and third quarters, the daily vaccination of the first and second dozes increased significantly.

Q1 : 16th Jan – Mar

Q2 : Apr - June

Q3 : July - Sep



Vaccination Achievement per Quarter

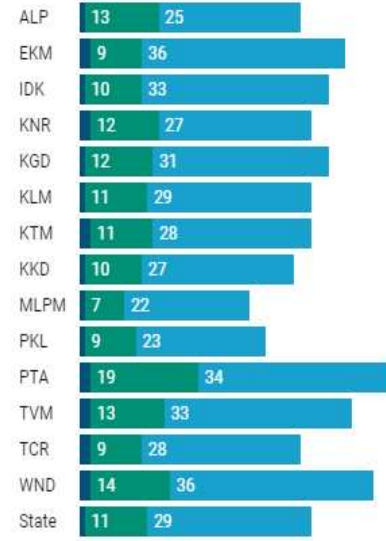
In the third quarter of the immunization drive, 52% of the eligible population (18 + age) in Kerala were given the first dose and 29% the second dose.

■ Q1 ■ Q2 ■ Q3

First Dose

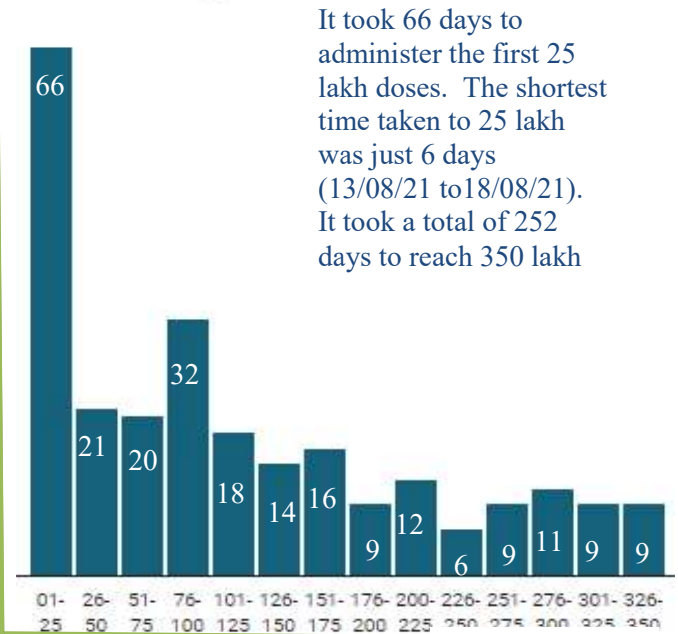


Second Dose



Dose Progression

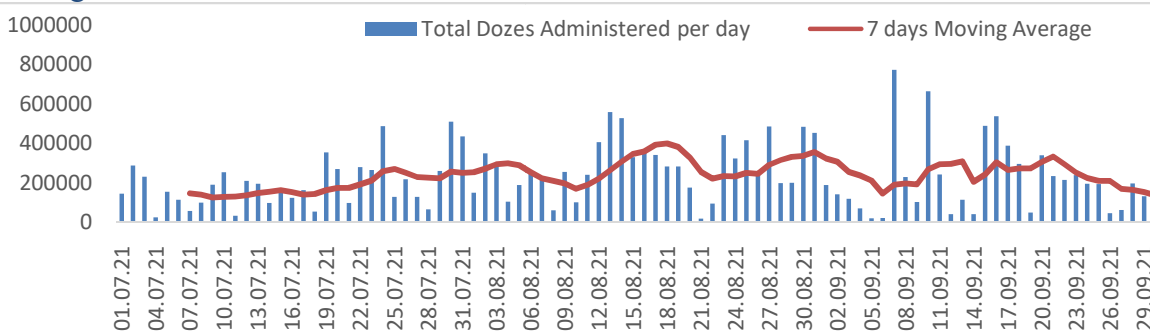
The chart shows the days taken for total COVID-19 Vaccination doses in Kerala to cross every 25 lakh dose mark



It took 66 days to administer the first 25 lakh doses. The shortest time taken to 25 lakh was just 6 days (13/08/21 to 18/08/21). It took a total of 252 days to reach 350 lakh

Vaccine Administered per Day and 7 days Moving Average in Last Quarter (July - September)

The seven-day moving average of daily doses in the last quarter showed a peak on August 18th and continued to fluctuate thereafter



The average rate of daily vaccination fell between the last two weeks of September compared to the first three weeks. On 20/09/2021 the total doses administered were 3.41 lakh, it declined thereafter and reached up to 1.34 lakh.

Important Message to the Public

- a. *Infection or infection rate is only a part and disease manifestation of disease is to be monitored*
- b. *Fatality among vaccinated people is very less. Disease severity among vaccinated people is less.*
- c. *People with comorbidity should be careful. Once detected covid positive they should get admitted and do not stay at home.*
- d. *Death among non-vaccinated people, especially people with comorbidity is because of late arrival in hospitals*
- e. *Diabetes and Hypertension together is the most common cause of patient death if they arrive late.*
- f. *Vaccinated people, only if symptomatic are advised to consult Doctor.*
- g. *Non Vaccinated people, if symptomatic, may do RTPCR test*
- h. *Antigen testing is only for emergency purpose*
- i. *Non vaccinated people with co-morbidities to do testing by RTPCR and consult doctor*
- j. *Repeat RTPCR is not needed among the people who are detected COVID positive in the previous 2 months*
- k. *All young person detected positive and at home isolation should do glucose test*

TABLE1.TotalVaccination done in the State as on 04/11/2021 midnight

State Summary till			05/11/2021	at 12 AM		
District	Target	First Dose	Percentage *	Second Dose	Percentage *	Total Doses Administered
Alappuzha	1704179	1520930	89%	881041	52%	2,401,971
Ernakulam	2954098	2959115	100%	1794957	61%	4,754,072
Idukki	869082	860185	99%	493879	57%	1,354,064
Kannur	1913861	1894519	99%	986882	52%	2,881,401
Kasaragod	992363	912795	92%	533903	54%	1,446,698
Kollam	2093511	1955101	93%	1080169	52%	3,035,270
Kottayam	1562022	1479725	95%	863319	55%	2,343,044
Kozhikode	2499523	2346444	94%	1182802	47%	3,529,246
Malappuram	2988358	2848194	95%	1135359	38%	3,983,553
Palakkad	2140261	1995729	93%	989142	46%	2,984,871
Pathanamthitta	1036488	1049645	101%	690936	67%	1,740,581
Thiruvananthapuram	2675400	2582547	97%	1596992	60%	4,179,539
Thrissur	2545664	2301627	90%	1353063	53%	3,654,690
Wayanad	659698	660696	100%	453361	69%	1,114,057
Grand Total	26634508	25367252	95%	14035805	53%	39,403,057
	*Revised target population(> 18 years) as per MOHFW is 2.67 crores *As per letter from Additional Secretary MOHFW- D O No 2317579/2021/Imm dated 15/09/2021					

TABLE2. Covid-19 Vaccination Center Functional in the State as on 04/11/2021 midnight

<i>DISTRICTS</i>	Public	Private	Total
Alappuzha	64	6	70
Ernakulam	6	47	53
Idukki	16	6	22
Kannur	9	16	25
Kasaragod	31	4	35
Kollam	54	29	83
Kottayam	40	13	53
Kozhikode	46	31	77
Malappuram	23	17	40
Palakkad	98	15	113
Pathanamthitta	62	14	76
Thiruvananthapuram	111	18	129
Thrissur	22	30	52
Wayanad	3	2	5
GrandTotal	585	248	833

TABLE3. Health Care Workers Coverage as on 04/11/2021 midnight

<i>DISTRICT</i>	<i>1ST DOSE</i>	<i>Percentage</i>	<i>2ND DOSE</i>	<i>Percentage Fully Vaccinated</i>
Alappuzha	29005	100%	26655	92%
Ernakulam	85537	100%	73989	86%
Idukki	13548	100%	12736	94%
Kannur	40375	100%	36770	91%
Kasaragod	11609	100%	10581	91%
Kollam	36025	100%	32952	91%
Kottayam	38693	100%	35312	91%
Kozhikode	52724	100%	46647	88%
Malappuram	44817	100%	40764	91%
Palakkad	34667	100%	31063	90%
Pathanamthitta	29326	100%	24473	83%
Thiruvananthapuram	73401	100%	64752	88%
Thrissur	51906	100%	48181	93%
Wayanad	13973	100%	13070	94%
GrandTotal	555606	100%	497945	90%

TABLE4. Frontline workers Coverage as on 04/11/2021 midnight

<i>DISTRICT</i>	<i>1ST DOSE</i>	<i>Percentage</i>	<i>2nd DOSE</i>	<i>Percentage Fully Vaccinated</i>
Alappuzha	39109	100%	35979	92%
Ernakulam	54910	100%	49287	90%
Idukki	22984	100%	20767	90%
Kannur	41369	100%	39424	95%
Kasaragod	24610	100%	22084	90%
Kollam	42209	100%	37606	89%
Kottayam	32125	100%	29977	93%
Kozhikode	55254	100%	51075	92%
Malappuram	53903	100%	50253	93%
Palakkad	48085	100%	44448	92%
Pathanamthitta	25240	100%	21967	87%
Thiruvananthapuram	72953	100%	65699	90%
Thrissur	41897	100%	39948	95%
Wayanad	17017	100%	15853	93%
GrandTotal	571665	100%	524367	92%

TABLE5.Age-Appropriate Group (≥45Years) Coverage as on 04/11/2021 midnight

Age appropriate group (≥45years) Coverage as on 05/11/2021,12AM					
District	Target	1 st dose coverage	Percentage	2nd dose	Percentage Fully Vaccinated*
Alappuzha	960001	850154	89%	584602	61%
Ernakulam	1483234	1435828	97%	1081360	73%
Idukki	431545	436234	101%	319417	74%
Kannur	965897	942002	98%	635241	66%
Kasaragod	435487	427107	98%	330547	76%
Kollam	1038759	1037131	100%	711690	69%
Kottayam	896478	817459	91%	551483	62%
Kozhikode	1185845	1156806	98%	768043	65%
Malappuram	1210980	1168299	96%	691003	57%
Palakkad	1051934	960850	91%	621853	59%
Pathanamthitta	575669	587354	102%	473154	82%
Thiruvananthapuram	1366301	1292705	95%	965190	71%
Thrissur	1271199	1224175	96%	855278	67%
Wayanad	298546	302735	101%	254246	85%
Grand Total	13171875	12638839	96%	8843107	67%

*Among those who took 1st Dose

TABLE6.Age-Appropriate Group (18-44Years) Coverage as on 04/11/2021 midnight

18-44 years Coverage as on 05/11/2021 at 12 AM					
District	Target	First Dose		2nd Dose Coverage	Percentage fully vaccinated*
		1st Dose Coverage	Percentage		
Alappuzha	744178	602662	81%	233805	31%
Ernakulam	1470864	1382840	94%	590321	40%
Idukki	437537	387419	89%	140959	32%
Kannur	947964	870773	92%	275447	29%
Kasaragod	556876	449469	81%	170691	31%
Kollam	1054752	839736	80%	297921	28%
Kottayam	665544	591448	89%	246547	37%
Kozhikode	1313678	1081660	82%	317037	24%
Malappuram	1777378	1581175	89%	353339	20%
Palakkad	1088327	952127	87%	291778	27%
Pathanamthitta	460819	407725	88%	171342	37%
Thiruvananthapuram	1309099	1143488	87%	501351	38%
Thrissur	1274465	983649	77%	409656	32%
Wayanad	361152	326971	91%	170192	47%
Grand Total	13462633	11601142	86%	4170386	31%

*Among those who have taken first dose

TABLE7.Achievement for the day 04/11/2021 midnight

<i>DISTRICT</i>	<i>1st Dose</i>	<i>2nd Dose</i>	<i>Total</i>
Alappuzha	271	2927	3198
Ernakulam	415	2837	3252
Idukki	147	1555	1702
Kannur	79	983	1062
Kasaragod	312	1774	2086
Kollam	1035	9145	10180
Kottayam	210	2287	2497
Kozhikode	1125	5709	6834
Malappuram	1138	3226	4364
Palakkad	215	1847	2062
Pathanamthitta	322	3948	4270
Thiruvananthapuram	624	2415	3039
Thrissur	683	6371	7054
Wayanad	68	991	1059
Grand Total	6644	46015	52659

** Vaccine stock details couldn't be downloaded from e-VIN portal as the portal is down.

TABLE9.COVID Vaccination related sites

support@cowin.gov.in https://www.cowin.gov.in/home https://dashboard.kerala.gov.in/ https://dhs.kerala.gov.in/https://aogyakeralam.gov.in/https://sha.kerala.gov.in/

TABLE 10. COVID Vaccination related Helpline numbers

National/State/District	Line1	Line2	Line3
National Helpline	1075	+91 1123978046	0120 4473222
Disha	1056	04712552056	
StateCallCenter	04712309251	04712309252	04712309255
Thiruvananthapuram	9188610100	1077	
Kollam	04742797609	8589015556	
Pathanamthitta	04682222515	04682228220	
Alappuzha	04772239999		
Kottayam	04812565200	04812304800	04812581900
Idukki	18004255640	04862232220	04862233118
Ernakulam	9072303861		
Thrissur	9400066921	9400066922	9400066923
Palakkad	04912505264	04912505189	8943341439
Malappuram	04832733253	04832737858	04832733252
Kozhikode	7594001442		
Wayanad	04936202343	04936202375	9072510900
Kannur	04972700194		
Kasargod	9061076590	9061079244	9061078026