



കേരള സർക്കാർ

COVID-19 OUTBREAK CONTROL AND PREVENTION STATE
CELL HEALTH&FAMILY WELFARE DEPARTMENT
Govt of Kerala
www.health.kerala.gov.in

www.dhs.kerala.gov.in

controlroomdhskerala@gmail.com

KeralaHEALTH-COVID-19 DAILY VACCINATION BULLETIN

Date: 06/11/2021

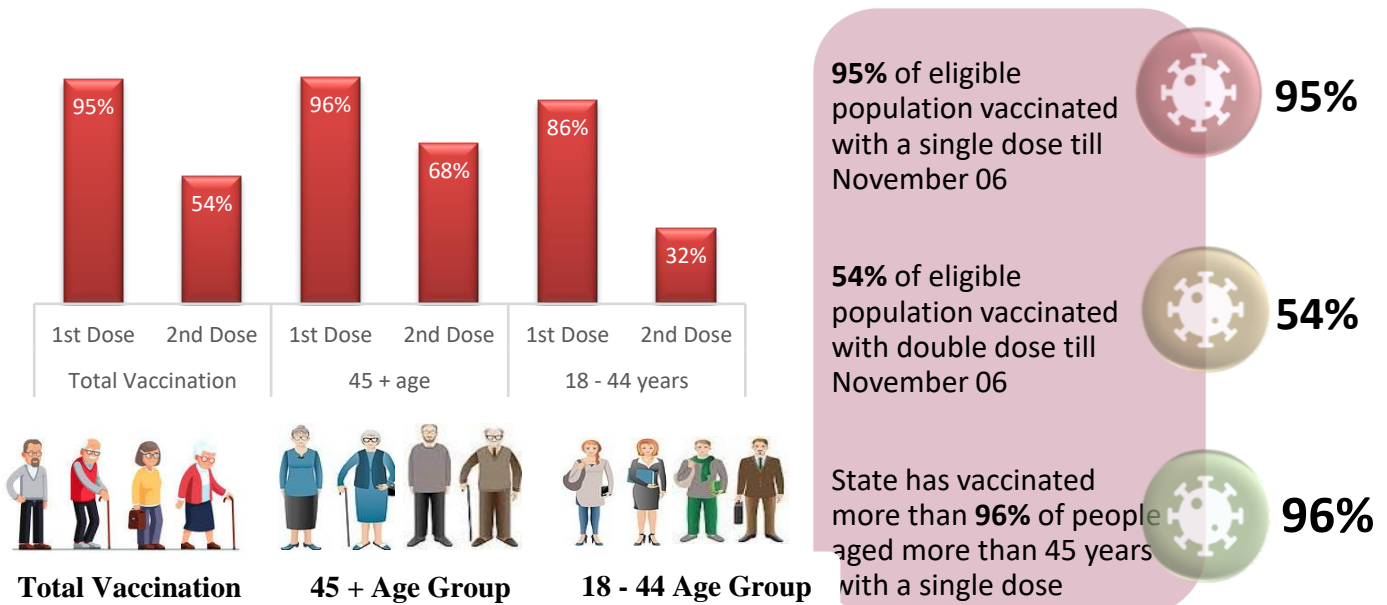
**OUR HEALTH OUR RESPONSIBILITY
VACCINE ADVISORY**

- *People who are vaccinated with Covid Vaccine are reported to have reduced Covid related ICU admissions, serious disease and death.*
- *Early vaccination is useful to safeguard our life from this deadly disease.*
- *Vaccination sessions are planned as per the availability of vaccine. All are requested to cooperate.*
- *After receiving the first dose, second dose of Covishield vaccine is to be taken between 12–16 weeks and second dose of Covaxin between 4-6 weeks.*
- *Covid vaccination is currently available to all above the age of 18.*
- *Vaccination is available free of cost in all Government covid vaccination centers, and at a nominal rate (as per the GoI order F.No.2079203/2021/Immunization) in selected private Hospitals.*
- **ENSURE ALL YOUR ELIGIBLE FAMILY MEMBERS ARE PROTECTED BY RECEIVING ANY OF THE AVAILABLE COVID VACCINE.**
- **“BOTH COVAXIN AND COVISHIELD ARE EQUALLY EFFECTIVE AND SAFE”**
- **“BE FULLY PROTECTED – GET THE SECOND DOSE AT YOUR SCHEDULED TIME”**

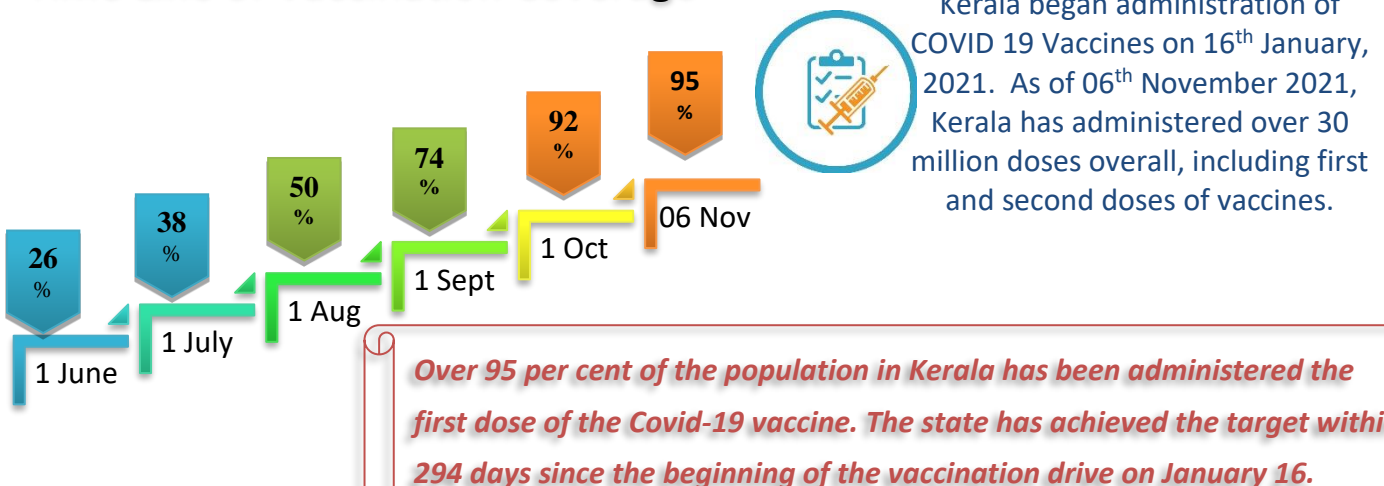
ANALYSIS

COVID-19 mass vaccinations are showing signs of preventing illness and steep decline in cases and hospital admissions in countries which done vaccination. Kerala started its vaccination for health care workers from January 16, 2021. The COVID-19 Vaccines Operational Guidelines issued by the Ministry of Health and Family Welfare, Govt. of India, 28th December 2020 and all subsequent Guidelines issued by Ministry of Health and Family Welfare, Govt of India are followed at the sites and all vaccination lanes

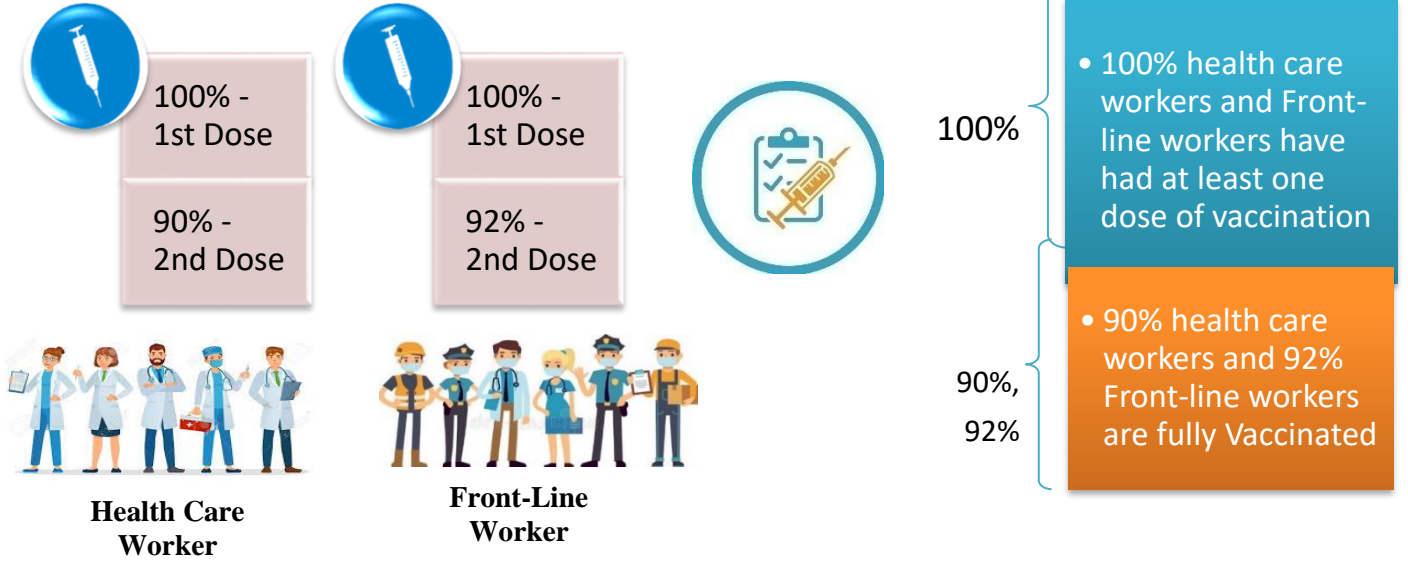
Summary of COVID Vaccine Administered as on 06-11-2021 midnight



Time Line of Vaccination Coverage



Health Care Workers & Front-line Workers Vaccinated



Are You Vaccinated? You Still Need to Practice:

- Even after vaccination, follow COVID appropriate behavior
- Practice Social Distancing and greet without physical contact
- Always wear clean face mask
- Wash your hands thoroughly and frequently or use hand sanitizer
- Follow the current COVID 19 guidelines to prevent further spread
- Stay Safe. Stay Strong. Get Vaccinated



Even After Getting Vaccinated Keep Taking Precautions to Protect Your Self



GET VACCINATED



WASH YOUR HANDS



WEAR A MASK



KEEP YOUR DISTANCE

The Race Towards Full Vaccination - Weekly Trend

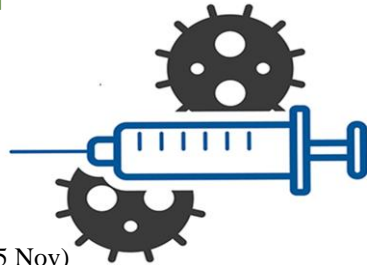
30th Oct – 5th Nov

Kerala Administered over

6.79 Lakh

COVID Vaccine Doses

in the last 7 days (30 Oct to 5 Nov)

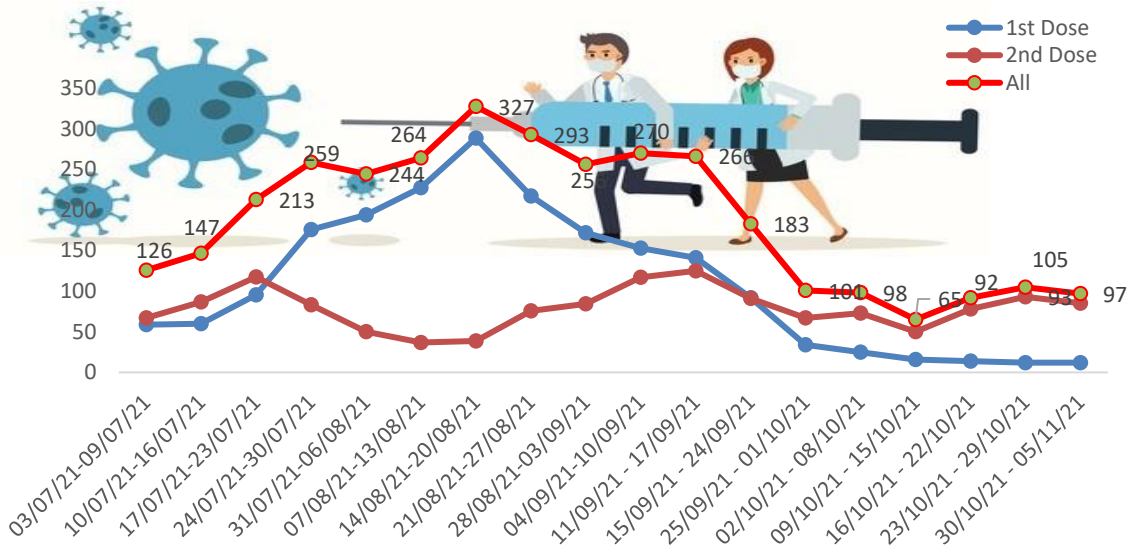


From October 23rd to 29th, on average

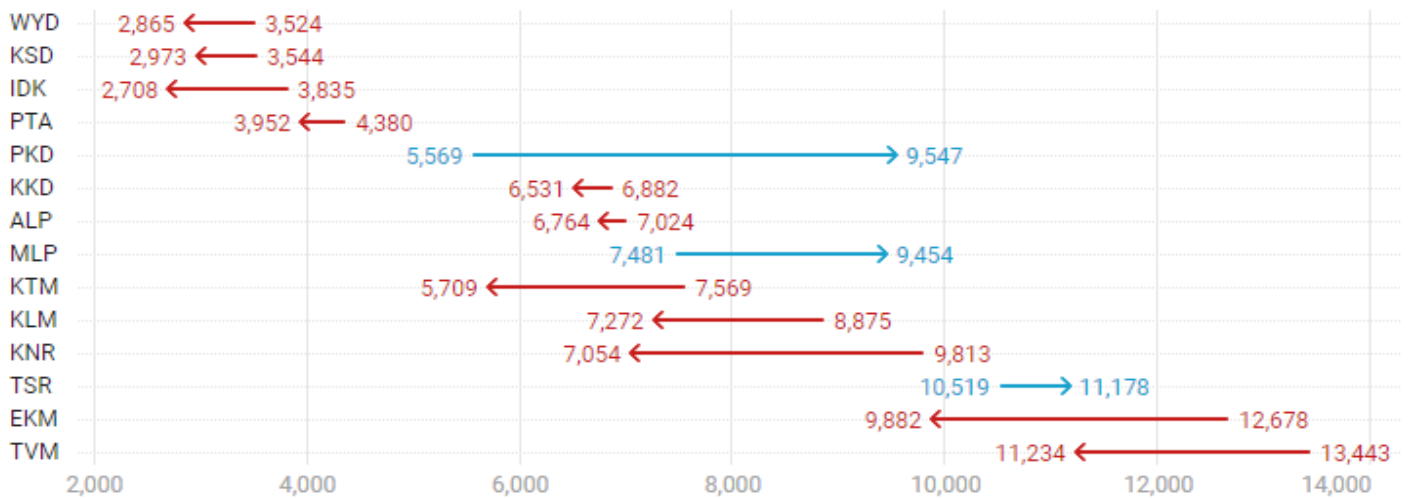
.97lakh

doses were administered daily.

Average Doses Administered Per day per week (in 1000)



Trend in average per day vaccination for the last two weeks



Race Against Time – Vaccination Quarterly Status

(Q1:16th Jan-Mar, Q2: Apr-June, Q3: July-Sep)

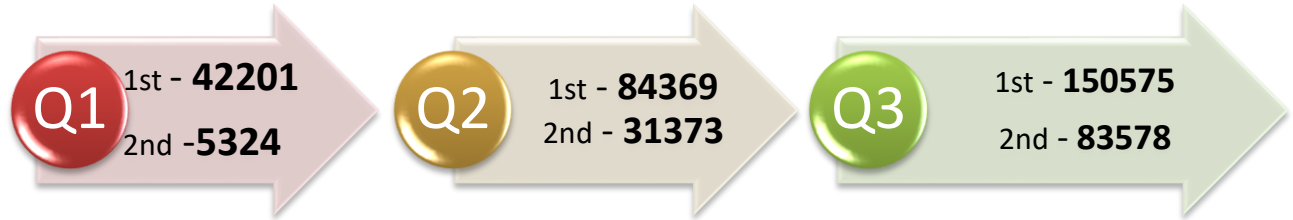
Daily Average Dozes Administered per Quarter

In the first Quarter, only 42201 first dozes and 5324 second dozes were administered daily on average. During the second and third quarters, the daily vaccination of the first and second dozes increased significantly.

Q1 : 16th Jan – Mar

Q2 : Apr - June

Q3 : July - Sep

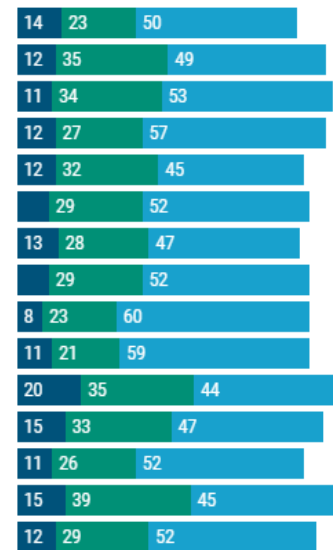


Vaccination Achievement per Quarter

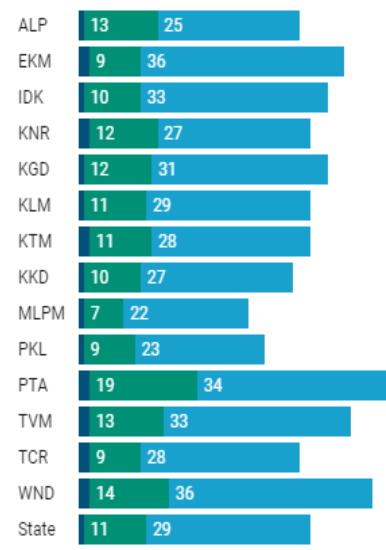
In the third quarter of the immunization drive, 52% of the eligible population (18 + age) in Kerala were given the first dose and 29% the second dose.

■ Q1 ■ Q2 ■ Q3

First Dose

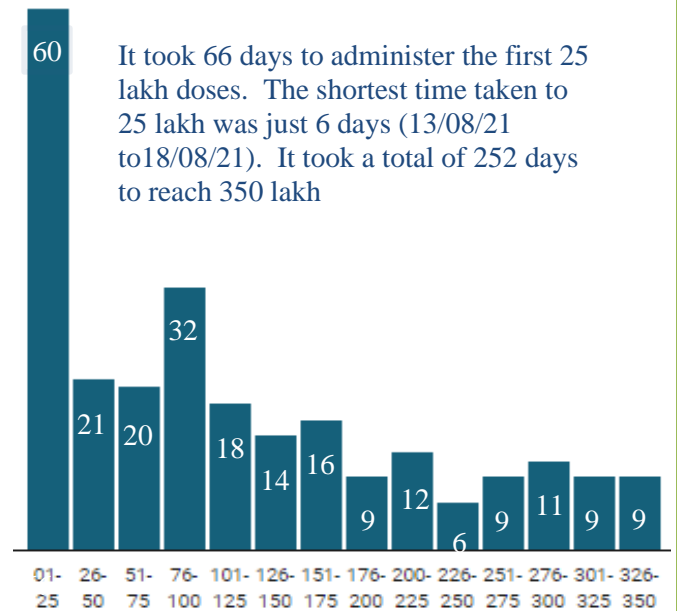


Second Dose



Dose Progression

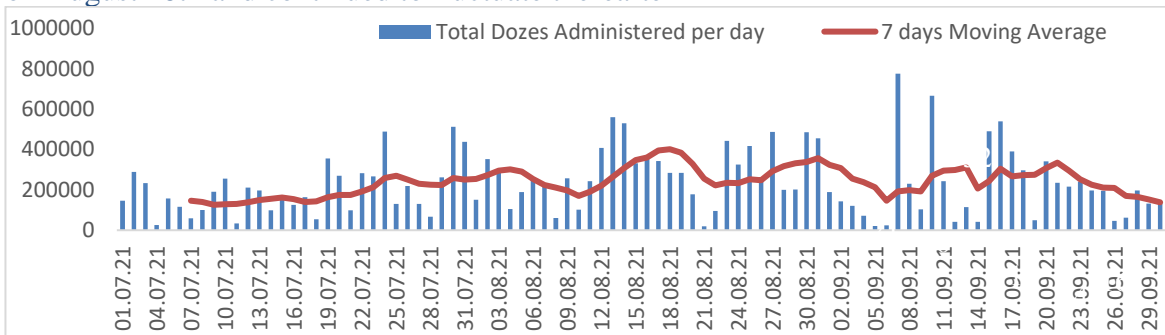
The chart shows the days taken for total COVID-19 Vaccination doses in Kerala to cross every 25 lakh dose mark



Vaccine Administered per Day and 7 days Moving Average in Last Quarter (July -

September)

The seven-day moving average of daily doses in the last quarter showed a peak on August 18th and continued to fluctuate thereafter



The average rate of daily vaccination fell between the last two weeks of September compared to the first three weeks. On 20/09/2021 the total doses administered were 3.41 lakh, it declined thereafter and reached up to 1.34 lakh.

Important Message to the Public

- a. *Infection or infection rate is only a part and disease manifestation of disease is to be monitored*
- b. *Fatality among vaccinated people is very less. Disease severity among vaccinated people is less.*
- c. *People with comorbidity should be careful. Once detected covid positive they should get admitted and do not stay at home.*
- d. *Death among non-vaccinated people, especially people with comorbidity is because of late arrival in hospitals*
- e. *Diabetes and Hypertension together is the most common cause of patient death if they arrive late.*
- f. *Vaccinated people, only if symptomatic are advised to consult Doctor.*
- g. *Non Vaccinated people, if symptomatic, may do RTPCR test*
- h. *Antigen testing is only for emergency purpose*
- i. *Non vaccinated people with co-morbidities to do testing by RTPCR and consult doctor*
- j. *Repeat RTPCR is not needed among the people who are detected COVID positive in the previous 2 months*
- k. *All young person detected positive and at home isolation should do glucose test*

State Summary till			07/11/2021	at 12 AM		
District	Target	First Dose	Percentage *	Second Dose	Percentage *	Total Doses Administered
Alappuzha	1704179	1522834	89%	914688	54%	2,437,522
Ernakulam	2954098	2962622	100%	1823451	62%	4,786,073
Idukki	869082	860948	99%	503749	58%	1,364,697
Kannur	1913861	1897878	99%	1026530	54%	2,924,408
Kasaragod	992363	913797	92%	541786	55%	1,455,583
Kollam	2093511	1956931	93%	1099479	53%	3,056,410
Kottayam	1562022	1481792	95%	890978	57%	2,372,770
Kozhikode	2499523	2350990	94%	1211789	48%	3,562,779
Malappuram	2988358	2856219	96%	1161059	39%	4,017,278
Palakkad	2140261	2000933	93%	1022490	48%	3,023,423
Pathanamthitta	1036488	1050514	101%	702335	68%	1,752,849
Thiruvananthapuram	2675400	2585728	97%	1634329	61%	4,220,057
Thrissur	2545664	2306074	91%	1397792	55%	3,703,866
Wayanad	659698	661456	100%	463614	70%	1,125,070
Grand Total	26634508	25408716	95%	14394069	54%	39,802,785
*Revised target population(> 18 years) as per MOHFW is 2.67 crores *As per letter from Additional Secretary MOHFW- D O No 2317579/2021/Imm dated 15/09/2021						

TABLE2. Covid-19 Vaccination Center Functional in the State as on 06/11/2021 midnight

DISTRICTS	Public	Private	Total
Alappuzha	85	8	93
Ernakulam	13	54	67
Idukki	26	8	34
Kannur	71	15	86
Kasaragod	47	4	51
Kollam	24	17	41
Kottayam	149	18	167
Kozhikode	90	31	121
Malappuram	88	17	105
Palakkad	101	16	117
Pathanamthitta	10	11	21
Thiruvananthapuram	9	34	43
Thrissur	70	30	100
Wayanad	53	3	56
GrandTotal	836	266	1102

TABLE3. Health Care Workers Coverage as on 06/11/2021 midnight

<i>DISTRICT</i>	<i>1ST DOSE</i>	<i>Percentage</i>	<i>2ND DOSE</i>	<i>Percentage Fully Vaccinated</i>
Alappuzha	29005	100%	26687	92%
Ernakulam	85537	100%	74097	87%
Idukki	13548	100%	12752	94%
Kannur	40375	100%	36801	91%
Kasaragod	11609	100%	10590	91%
Kollam	36025	100%	32986	92%
Kottayam	38693	100%	35390	91%
Kozhikode	52724	100%	46758	89%
Malappuram	44817	100%	40819	91%
Palakkad	34667	100%	31113	90%
Pathanamthitta	29326	100%	24498	84%
Thiruvananthapuram	73401	100%	64865	88%
Thrissur	51906	100%	48255	93%
Wayanad	13973	100%	13075	94%
GrandTotal	555606	100%	498686	90%

TABLE4. Frontline workers Coverage as on 06/11/2021 midnight

<i>DISTRICT</i>	<i>1ST DOSE</i>	<i>Percentage</i>	<i>2nd DOSE</i>	<i>Percentage Fully Vaccinated</i>
Alappuzha	39110	100%	36051	92%
Ernakulam	54910	100%	49359	90%
Idukki	22984	100%	20790	90%
Kannur	41369	100%	39457	95%
Kasaragod	24611	100%	22103	90%
Kollam	42209	100%	37674	89%
Kottayam	32125	100%	30030	93%
Kozhikode	55254	100%	51192	93%
Malappuram	53903	100%	50323	93%
Palakkad	48085	100%	44545	93%
Pathanamthitta	25240	100%	21994	87%
Thiruvananthapuram	72953	100%	65874	90%
Thrissur	41897	100%	40003	95%
Wayanad	17017	100%	15867	93%
GrandTotal	571667	100%	525262	92%

TABLE5.Age-Appropriate Group (≥45Years) Coverage as on 06/11/2021 midnight

Age appropriate group (≥45years) Coverage as on 07/11/2021,12AM					
District	Target	1 st dose coverage	Percentage	2nd dose	Percentage Fully Vaccinated*
Alappuzha	960001	850795	89%	603085	63%
Ernakulam	1483234	1436632	97%	1093003	74%
Idukki	431545	436426	101%	322519	75%
Kannur	965897	942874	98%	657370	68%
Kasaragod	435487	427255	98%	332106	76%
Kollam	1038759	1037619	100%	722064	70%
Kottayam	896478	818091	91%	566732	63%
Kozhikode	1185845	1157875	98%	785804	66%
Malappuram	1210980	1169856	97%	702339	58%
Palakkad	1051934	962062	91%	640802	61%
Pathanamthitta	575669	587566	102%	476107	83%
Thiruvananthapuram	1366301	1293535	95%	979393	72%
Thrissur	1271199	1225518	96%	878510	69%
Wayanad	298546	302829	101%	255607	86%
Grand Total	13171875	12648933	96%	9015441	68%

*Among those who took 1st Dose

TABLE6.Age-Appropriate Group (18-44Years) Coverage as on 06/11/2021 midnight

18-44 years Coverage as on 07/11/2021 at 12 AM					
District	Target	First Dose		2nd Dose	Percentage fully vaccinated*
		1st Dose Coverage	Percentage	Coverage	
Alappuzha	744178	603924	81%	248865	33%
Ernakulam	1470864	1385543	94%	606992	41%
Idukki	437537	387990	89%	147688	34%
Kannur	947964	873260	92%	292902	31%
Kasaragod	556876	450322	81%	176987	32%
Kollam	1054752	841078	80%	306755	29%
Kottayam	665544	592883	89%	258826	39%
Kozhikode	1313678	1085137	83%	328035	25%
Malappuram	1777378	1587643	89%	367578	21%
Palakkad	1088327	956119	88%	306030	28%
Pathanamthitta	460819	408382	89%	179736	39%
Thiruvananthapuram	1309099	1145839	88%	524197	40%
Thrissur	1274465	986753	77%	431024	34%
Wayanad	361152	327637	91%	179065	50%
Grand Total	13462633	11632510	86%	4354680	32%

*Among those who have taken first dose

TABLE7.Achievement for the day 06/11/2021 midnight

<i>DISTRICT</i>	<i>1st Dose</i>	<i>2nd Dose</i>	<i>Total</i>
Alappuzha	873	16396	17269
Ernakulam	576	6001	6577
Idukki	345	4599	4944
Kannur	1807	22907	24714
Kasaragod	539	4530	5069
Kollam	499	6202	6701
Kottayam	939	12980	13919
Kozhikode	2805	18899	21704
Malappuram	3140	11681	14821
Palakkad	2146	14748	16894
Pathanamthitta	44	962	1006
Thiruvananthapuram	340	3561	3901
Thrissur	2086	22783	24869
Wayanad	686	8773	9459
Grand Total	16825	155022	171847

** Vaccine stock details couldn't be downloaded from e-VIN portal as the portal is down.

TABLE9.COVID Vaccination related sites

support@cowin.gov.in https://www.cowin.gov.in/home https://dashboard.kerala.gov.in/ https://dhs.kerala.gov.in/https://aogyakeralam.gov.in/https://sha.kerala.gov.in/

TABLE 10. COVID Vaccination related Helpline numbers

National/State/District	Line1	Line2	Line3
National Helpline	1075	+91 1123978046	0120 4473222
Disha	1056	04712552056	
StateCallCenter	04712309251	04712309252	04712309255
Thiruvananthapuram	9188610100	1077	
Kollam	04742797609	8589015556	
Pathanamthitta	04682222515	04682228220	
Alappuzha	04772239999		
Kottayam	04812565200	04812304800	04812581900
Idukki	18004255640	04862232220	04862233118
Ernakulam	9072303861		
Thrissur	9400066921	9400066922	9400066923
Palakkad	04912505264	04912505189	8943341439
Malappuram	04832733253	04832737858	04832733252
Kozhikode	7594001442		
Wayanad	04936202343	04936202375	9072510900
Kannur	04972700194		
Kasargod	9061076590	9061079244	9061078026