



കേരള സർക്കാർ

COVID-19 OUTBREAK CONTROL AND PREVENTION STATE
CELL HEALTH & FAMILY WELFARE DEPARTMENT
Govt of Kerala
www.health.kerala.gov.in

www.dhs.kerala.gov.in

controlroomdhskerala@gmail.com

KeralaHEALTH-COVID-19 DAILY VACCINATION BULLETIN

Date: 07/11/2021

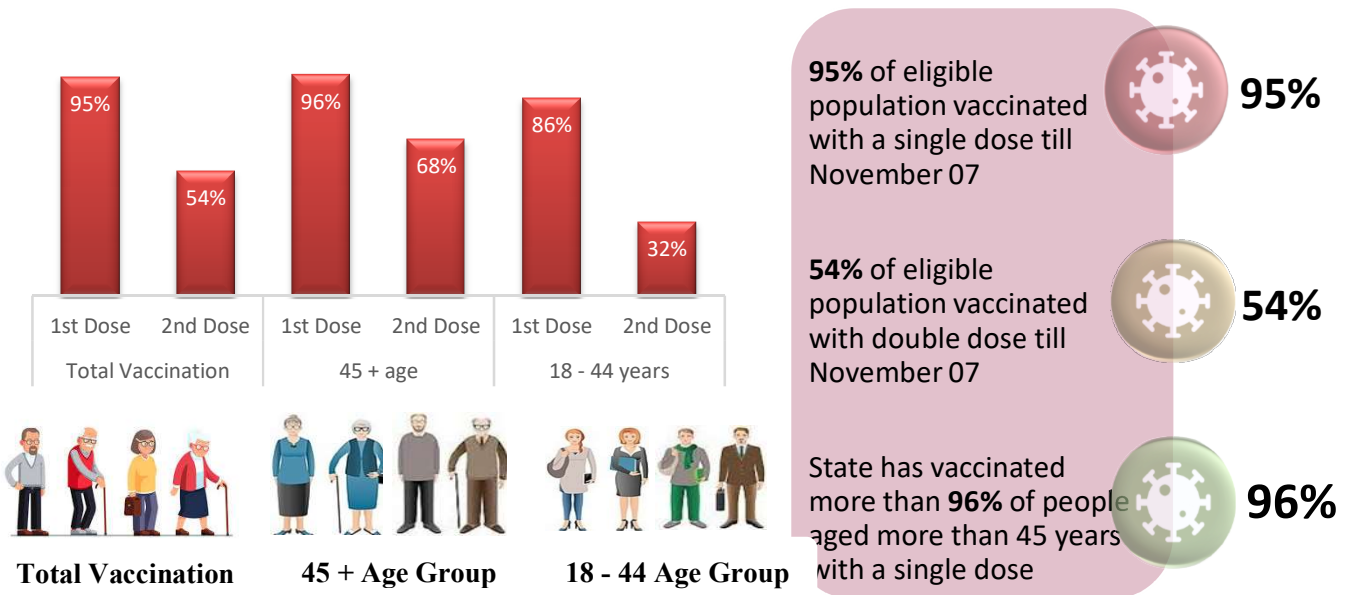
**OUR HEALTH OUR RESPONSIBILITY
VACCINE ADVISORY**

- *People who are vaccinated with Covid Vaccine are reported to have reduced Covid related ICU admissions, serious disease and death.*
- *Early vaccination is useful to safeguard our life from this deadly disease.*
- *Vaccination sessions are planned as per the availability of vaccine. All are requested to cooperate.*
- *After receiving the first dose, second dose of Covishield vaccine is to be taken between 12–16 weeks and second dose of Covaxin between 4–6 weeks.*
- *Covid vaccination is currently available to all above the age of 18*
- *Vaccination is available free of cost in all Government covid vaccination centers, and at a nominal rate (as per the GoI order F.No.2079203/2021/Immunization) in selected private Hospitals.*
- **ENSURE ALL YOUR ELIGIBLE FAMILY MEMBERS ARE PROTECTED BY RECEIVING ANY OF THE AVAILABLE COVID VACCINE.**
- **“BOTH COVAXIN AND COVISHIELD ARE EQUALLY EFFECTIVE AND SAFE”**
- **“BE FULLY PROTECTED – GET THE SECOND DOSE AT YOUR SCHEDULED TIME”**

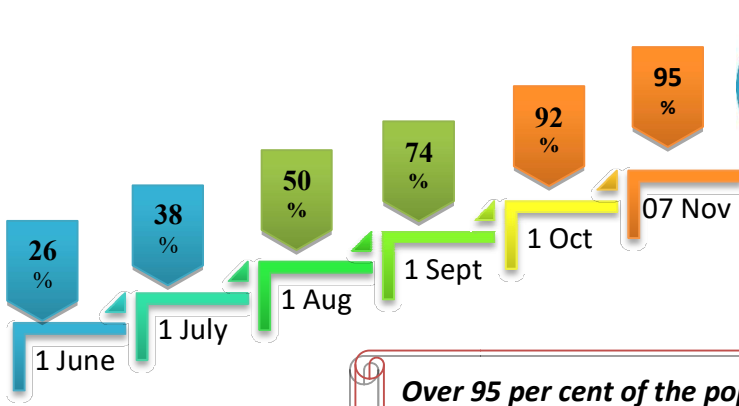
ANALYSIS

COVID-19 mass vaccinations are showing signs of preventing illness and steep decline in cases and hospital admissions in countries which done vaccination. Kerala started its vaccination for health care workers from January 16, 2021. The COVID-19 Vaccines Operational Guidelines issued by the Ministry of Health and Family Welfare, Govt. of India, 28th December 2020 and all subsequent Guidelines issued by Ministry of Health and Family Welfare, Govt of India are followed at the sites and all vaccination lanes

Summary of COVID Vaccine Administered as on 07-11-2021 midnight



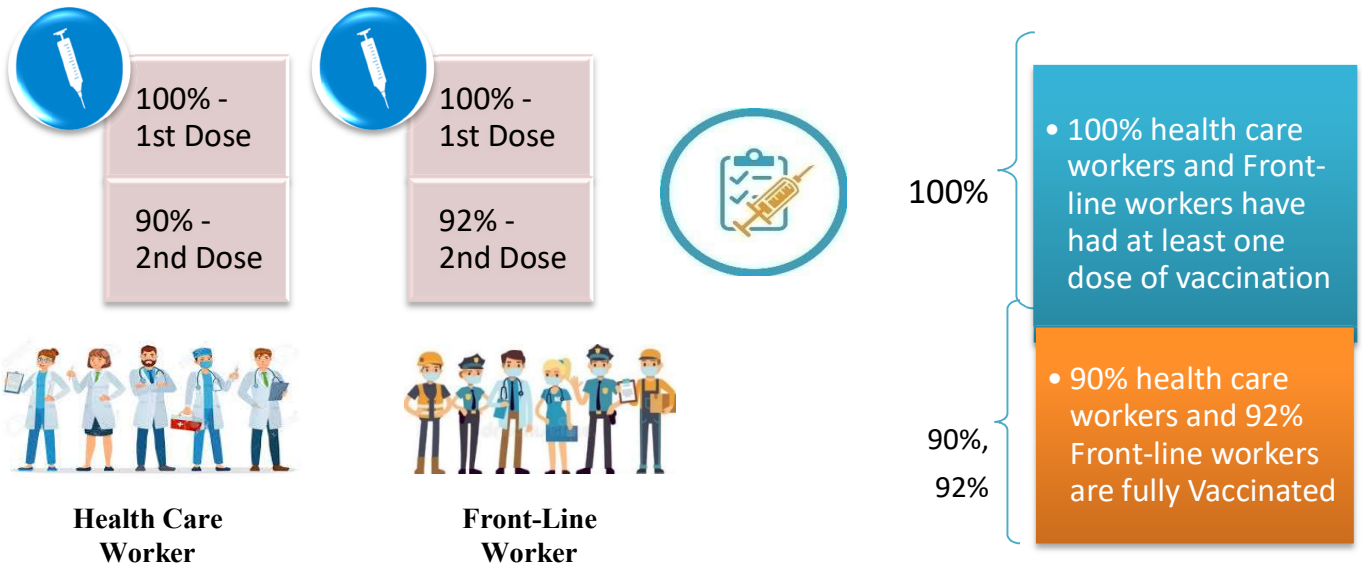
Time Line of Vaccination Coverage



Kerala began administration of COVID 19 Vaccines on 16th January, 2021. As of 07th November 2021, Kerala has administered over 30 million doses overall, including first and second doses of vaccines.


Over 95 per cent of the population in Kerala has been administered the first dose of the Covid-19 vaccine. The state has achieved the target within 295 days since the beginning of the vaccination drive on January 16.

Health Care Workers & Front-line Workers Vaccinated



Are You Vaccinated? You Still Need to Practice: SMS

- Even after vaccination, follow COVID appropriate behavior
- Practice Social Distancing and greet without physical contact
- Always wear clean face mask
- Wash your hands thoroughly and frequently or use hand sanitizer
- Follow the current COVID 19 guidelines to prevent further spread
- Stay Safe. Stay Strong. Get Vaccinated



Even After Getting Vaccinated Keep Taking Precautions to Protect Your Self



GET VACCINATED



WASH YOUR HANDS



WEAR A MASK



KEEP YOUR DISTANCE

The Race Towards Full Vaccination - Weekly Trend

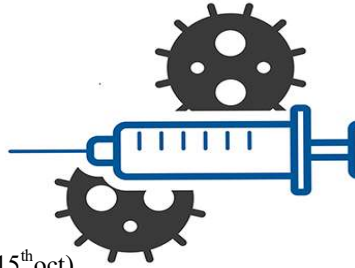
30th Oct – 5th Nov

Kerala Administered over

4.56 Lakh

COVID Vaccine Doses

in the last 7 days (9th Oct to 15th Oct)

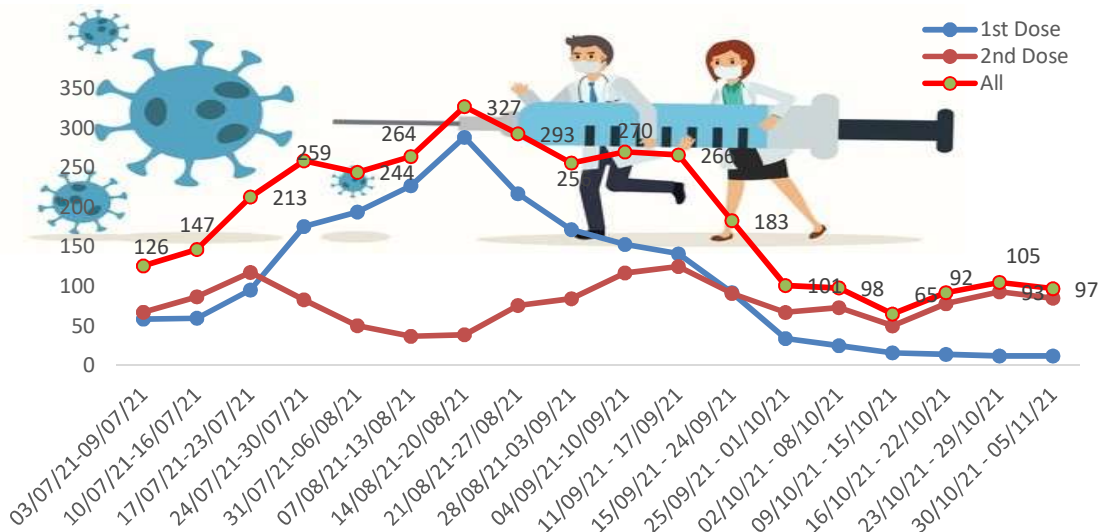


From October 23rd to 29th, on average

.97lakh

doses were administered daily.

Average Doses Administered Per day per week (in 1000)



Trend in average per day vaccination for the last two weeks



Race Against Time – Vaccination Quarterly Status

(Q1: 16th Jan-Mar, Q2: Apr-June, Q3: July-Sep)

Daily Average Dozes Administered per Quarter

In the first Quarter, only 42201 first dozes and 5324 second dozes were administered daily on average. During the second and third quarters, the daily vaccination of the first and second dozes increased significantly.

Q1 : 16th Jan – Mar

Q2 : Apr - June

Q3 : July - Sep



Vaccination Achievement per Quarter

In the third quarter of the immunization drive, 52% of the eligible population (18 + age) in Kerala were given the first dose and 29% the second dose.

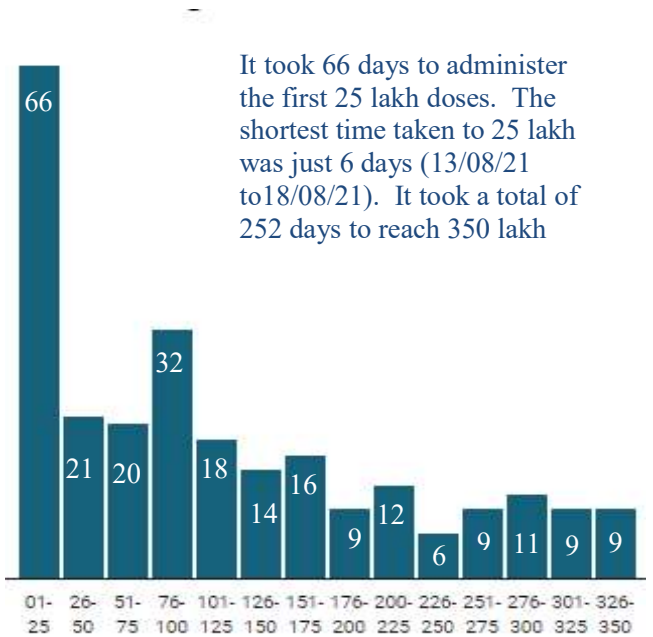
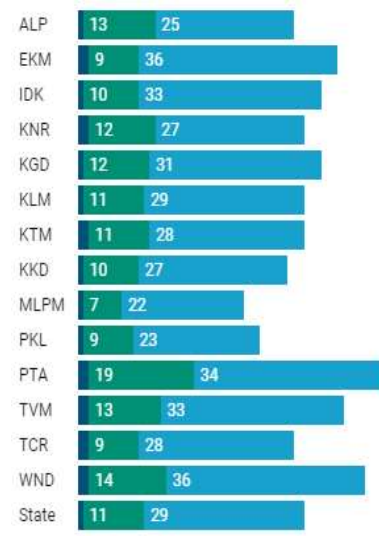
Dose Progression

The chart shows the days taken for total COVID-19 Vaccination doses in Kerala to cross every 25 lakh dose mark

■ Q1 ■ Q2 ■ Q3

First Dose

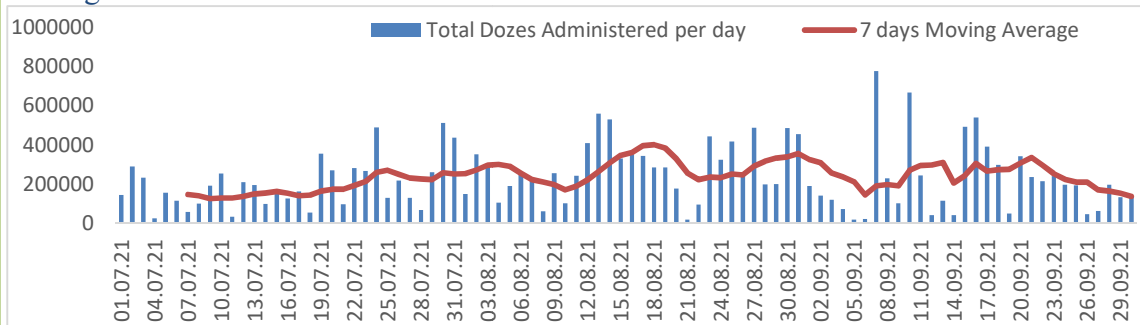
Second Dose



It took 66 days to administer the first 25 lakh doses. The shortest time taken to 25 lakh was just 6 days (13/08/21 to 18/08/21). It took a total of 252 days to reach 350 lakh

Vaccine Administered per Day and 7 days Moving Average in Last Quarter (July - September)

The seven-day moving average of daily doses in the last quarter showed a peak on August 18th and continued to fluctuate thereafter



The average rate of daily vaccination fell between the last two weeks of September compared to the first three weeks. On 20/09/2021 the total doses administered were 3.41 lakh, it declined thereafter and reached up to 1.34 lakh.

- l. Infection or infection rate is only a part and disease manifestation of disease is to be monitored*
- m. Fatality among vaccinated people is very less. Disease severity among vaccinated people is less.*
- n. People with comorbidity should be careful. Once detected covid positive they should get admitted and do not stay at home.*
- o. Death among non-vaccinated people, especially people with comorbidity is because of late arrival in hospitals*
- p. Diabetes and Hypertension together is the most common cause of patient death if they arrive late.*
- q. Vaccinated people, only if symptomatic are advised to consult Doctor.*
- r. Non Vaccinated people, if symptomatic, may do RTPCR test*
- s. Antigen testing is only for emergency purpose*
- t. Non vaccinated people with co-morbidities to do testing by RTPCR and consult doctor*
- u. Repeat RTPCR is not needed among the people who are detected COVID positive in the previous 2 months*
- v. All young person detected positive and at home isolation should do glucose test*

TABLE1.Total Vaccination done in the State as on 07/11/2021 midnight

State Summary till			08/11/2021	at 12 AM		
District	Target	First Dose	Percentage *	Second Dose	Percentage*	Total Doses Administered
Alappuzha	1704179	1522840	89%	914865	54%	24,37,705
Ernakulam	2954098	2962972	100%	1825281	62%	47,88,253
Idukki	869082	860961	99%	503970	58%	13,64,931
Kannur	1913861	1897893	99%	1026661	54%	29,24,554
Kasaragod	992363	914093	92%	544468	55%	14,58,561
Kollam	2093511	1956940	93%	1099639	53%	30,56,579
Kottayam	1562022	1481814	95%	891184	57%	23,72,998
Kozhikode	2499523	2351023	94%	1212106	48%	35,63,129
Malappuram	2988358	2856229	96%	1161172	39%	40,17,401
Palakkad	2140261	2000946	93%	1022657	48%	30,23,603
Pathanamthitta	1036488	1050556	101%	702764	68%	17,53,320
Thiruvananthapuram	2675400	2585885	97%	1636472	61%	42,22,357
Thrissur	2545664	2306155	91%	1399083	55%	37,05,238
Wayanad	659698	661456	100%	463614	70%	11,25,070
Grand Total	26634508	25409763	95%	14403936	54%	3,98,13,699
*Revised target population(> 18 years) as per MOHFW is 2.67 crores *As per letter from Additional Secretary MOHFW- D O No 2317579/2021/Imm dated 15/09/2021						

TABLE2. Covid-19 Vaccination Center Functional in the State as on 07/11/2021 midnight

DISTRICTS	Public	Private	Total
Alappuzha	0	3	3
Ernakulam	3	19	22
Idukki	1	3	4
Kannur	0	10	10
Kasaragod	25	2	27
Kollam	0	8	8
Kottayam	0	5	5
Kozhikode	10	31	41
Malappuram	0	12	12
Palakkad	0	10	10
Pathanamthitta	3	2	5
Thiruvananthapuram	6	22	28
Thrissur	2	20	22
Wayanad	0	1	1
GrandTotal	50	148	198

TABLE3. Health Care Workers Coverage as on 07/11/2021 midnight

<i>DISTRICT</i>	<i>1ST DOSE</i>	<i>Percentage</i>	<i>2ND DOSE</i>	<i>Percentage Fully Vaccinated</i>
Alappuzha	29005	100%	26687	92%
Ernakulam	85537	100%	74106	87%
Idukki	13548	100%	12752	94%
Kannur	40375	100%	36801	91%
Kasaragod	11609	100%	10595	91%
Kollam	36025	100%	32988	92%
Kottayam	38693	100%	35393	91%
Kozhikode	52724	100%	46759	89%
Malappuram	44817	100%	40821	91%
Palakkad	34667	100%	31113	90%
Pathanamthitta	29326	100%	24499	84%
Thiruvananthapuram	73401	100%	64875	88%
Thrissur	51906	100%	48259	93%
Wayanad	13973	100%	13075	94%
GrandTotal	555606	100%	498723	90%

TABLE4. Frontline workers Coverage as on 07/11/2021 midnight

<i>DISTRICT</i>	<i>1ST DOSE</i>	<i>Percentage</i>	<i>2nd DOSE</i>	<i>Percentage Fully Vaccinated</i>
Alappuzha	39110	100%	36051	92%
Ernakulam	54910	100%	49361	90%
Idukki	22984	100%	20792	90%
Kannur	41369	100%	39457	95%
Kasaragod	24611	100%	22107	90%
Kollam	42209	100%	37679	89%
Kottayam	32125	100%	30030	93%
Kozhikode	55254	100%	51193	93%
Malappuram	53903	100%	50324	93%
Palakkad	48085	100%	44550	93%
Pathanamthitta	25240	100%	21996	87%
Thiruvananthapuram	72953	100%	65883	90%
Thrissur	41897	100%	40005	95%
Wayanad	17017	100%	15867	93%
GrandTotal	571667	100%	525295	92%

TABLE5.Age-Appropriate Group (≥45Years) Coverage as on 07/11/2021 midnight

Age appropriate group (≥45years) Coverage as on 08/11/2021,12AM					
District	Target	1 st dose coverage	Percentage	2nd dose	Percentage Fully Vaccinated*
Alappuzha	960001	850796	89%	603122	63%
Ernakulam	1483234	1436701	97%	1093608	74%
Idukki	431545	436430	101%	322603	75%
Kannur	965897	942878	98%	657402	68%
Kasaragod	435487	427294	98%	332497	76%
Kollam	1038759	1037622	100%	722106	70%
Kottayam	896478	818096	91%	566812	63%
Kozhikode	1185845	1157884	98%	785878	66%
Malappuram	1210980	1169857	97%	702366	58%
Palakkad	1051934	962062	91%	640855	61%
Pathanamthitta	575669	587569	102%	476173	83%
Thiruvananthapuram	1366301	1293580	95%	979963	72%
Thrissur	1271199	1225540	96%	879077	69%
Wayanad	298546	302829	101%	255607	86%
Grand Total	13171875	12649138	96%	9018069	68%

*Among those who took 1st Dose

TABLE6.Age-Appropriate Group (18-44Years) Coverage as on 07/11/2021 midnight

18-44 years Coverage as on 08/11/2021 at 12 AM					
District	Target	First Dose		2nd Dose	Percentage fully vaccinated*
		1st Dose Coverage	Percentage	Coverage	
Alappuzha	744178	603929	81%	249005	33%
Ernakulam	1470864	1385824	94%	608206	41%
Idukki	437537	387999	89%	147823	34%
Kannur	947964	873271	92%	293001	31%
Kasaragod	556876	450579	81%	179269	32%
Kollam	1054752	841084	80%	306866	29%
Kottayam	665544	592900	89%	258949	39%
Kozhikode	1313678	1085161	83%	328276	25%
Malappuram	1777378	1587652	89%	367661	21%
Palakkad	1088327	956132	88%	306139	28%
Pathanamthitta	460819	408421	89%	180096	39%
Thiruvananthapuram	1309099	1145951	88%	525751	40%
Thrissur	1274465	986812	77%	431742	34%
Wayanad	361152	327637	91%	179065	50%
Grand Total	13462633	11633352	86%	4361849	32%

*Among those who have taken first dose

TABLE7.Achievement for the day 07/11/2021 midnight

<i>DISTRICT</i>	<i>1st Dose</i>	<i>2nd Dose</i>	<i>Total</i>
Alappuzha	6	176	182
Ernakulam	349	1829	2178
Idukki	13	221	234
Kannur	12	120	132
Kasaragod	296	2670	2966
Kollam	9	153	162
Kottayam	22	206	228
Kozhikode	28	311	339
Malappuram	10	107	117
Palakkad	9	160	169
Pathanamthitta	42	429	471
Thiruvananthapuram	157	2138	2295
Thrissur	81	1291	1372
Wayanad	0	0	0
Grand Total	1034	9811	10845

** Vaccine stock details couldn't be downloaded from e-VIN portal as the portal is down.

TABLE9.COVID Vaccination related sites

support@cowin.gov.in https://www.cowin.gov.in/home https://dashboard.kerala.gov.in/ https://dhs.kerala.gov.in/https://aogyakeralam.gov.in/https://sha.kerala.gov.in/

TABLE 10. COVID Vaccination related Helpline numbers

National/State/District	Line1	Line2	Line3
National Helpline	1075	+91 1123978046	0120 4473222
Disha	1056	04712552056	
StateCallCenter	04712309251	04712309252	04712309255
Thiruvananthapuram	9188610100	1077	
Kollam	04742797609	8589015556	
Pathanamthitta	04682222515	04682228220	
Alappuzha	04772239999		
Kottayam	04812565200	04812304800	04812581900
Idukki	18004255640	04862232220	04862233118
Ernakulam	9072303861		
Thrissur	9400066921	9400066922	9400066923
Palakkad	04912505264	04912505189	8943341439
Malappuram	04832733253	04832737858	04832733252
Kozhikode	7594001442		
Wayanad	04936202343	04936202375	9072510900
Kannur	04972700194		
Kasargod	9061076590	9061079244	9061078026