

**COVID-19 OUTBREAK CONTROL AND PREVENTION STATE
CELL HEALTH&FAMILY WELFARE DEPARTMENT
Govt of Kerala
www.health.kerala.gov.in**

www.dhs.kerala.gov.in

controlroomdhskerala@gmail.com

***Kerala*HEALTH-COVID-19 DAILY VACCINATION BULLETIN**

Date: 08/11/2021

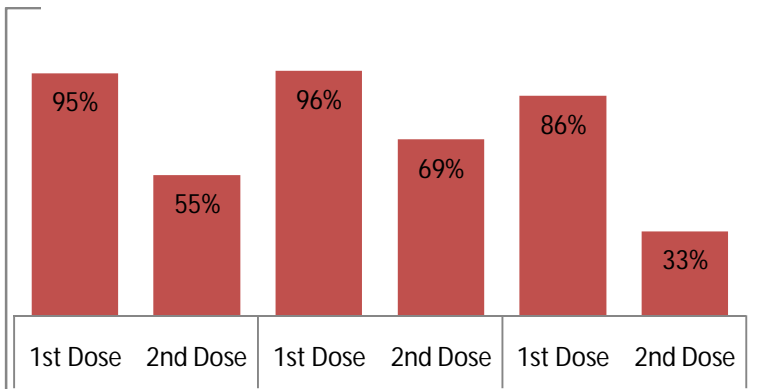
**OUR HEALTH OUR RESPONSIBILITY
VACCINE ADVISORY**

- *People who are vaccinated with Covid Vaccine are reported to have reduced Covid related ICU admissions, serious disease and death.*
- *Early vaccination is useful to safeguard our life from this deadly disease.*
- *Vaccination sessions are planned as per the availability of vaccine. All are requested to cooperate.*
- *After receiving the first dose, second dose of Covishield vaccine is to be taken between 12–16 weeks and second dose of Covaxin between 4-6 weeks.*
- *Covid vaccination is currently available to all above the age of 18*
- *Vaccination is available free of cost in all Government covid vaccination centers, and at a nominal rate (as per the Gol order F.No.2079203/2021/Immunization) in selected private Hospitals.*
- ***ENSURE ALL YOUR ELIGIBLE FAMILY MEMBERS ARE PROTECTED BY RECEIVING ANY OF THE AVAILABLE COVID VACCINE.***
- ***“BOTH COVAXIN AND COVISHIELD ARE EQUALLY EFFECTIVE AND SAFE”***
- ***“BE FULLY PROTECTED – GET THE SECOND DOSE AT YOUR SCHEDULED TIME”***

ANALYSIS

COVID-19 mass vaccinations are showing signs of preventing illness and steep decline in cases and hospital admissions in countries which done vaccination. Kerala started its vaccination for health care workers from January 16, 2021. The COVID-19 Vaccines Operational Guidelines issued by the Ministry of Health and Family Welfare, Govt. of India, 28th December 2020 and all subsequent Guidelines issued by Ministry of Health and Family Welfare, Govt of India are followed at the sites and all vaccination lanes

Summary of COVID Vaccine Administered as on 08-11-2021 midnight



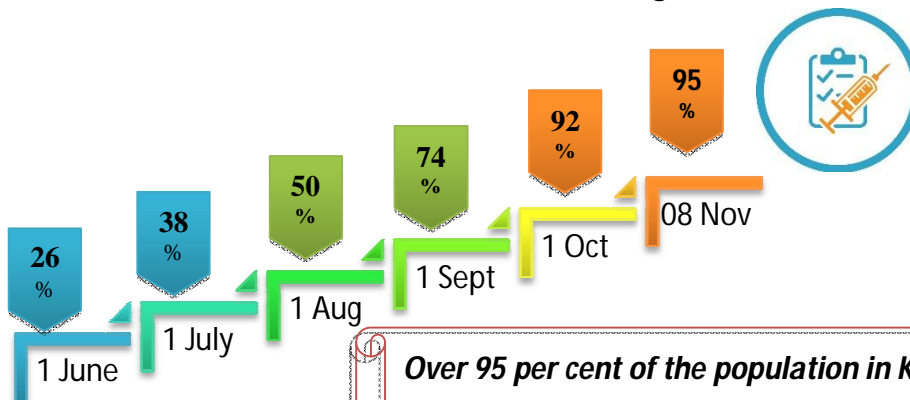
95% of eligible population vaccinated with a single dose till November 08

55% of eligible population vaccinated with double dose till November 08

State has vaccinated more than **96%** of people aged more than 45 years with a single dose



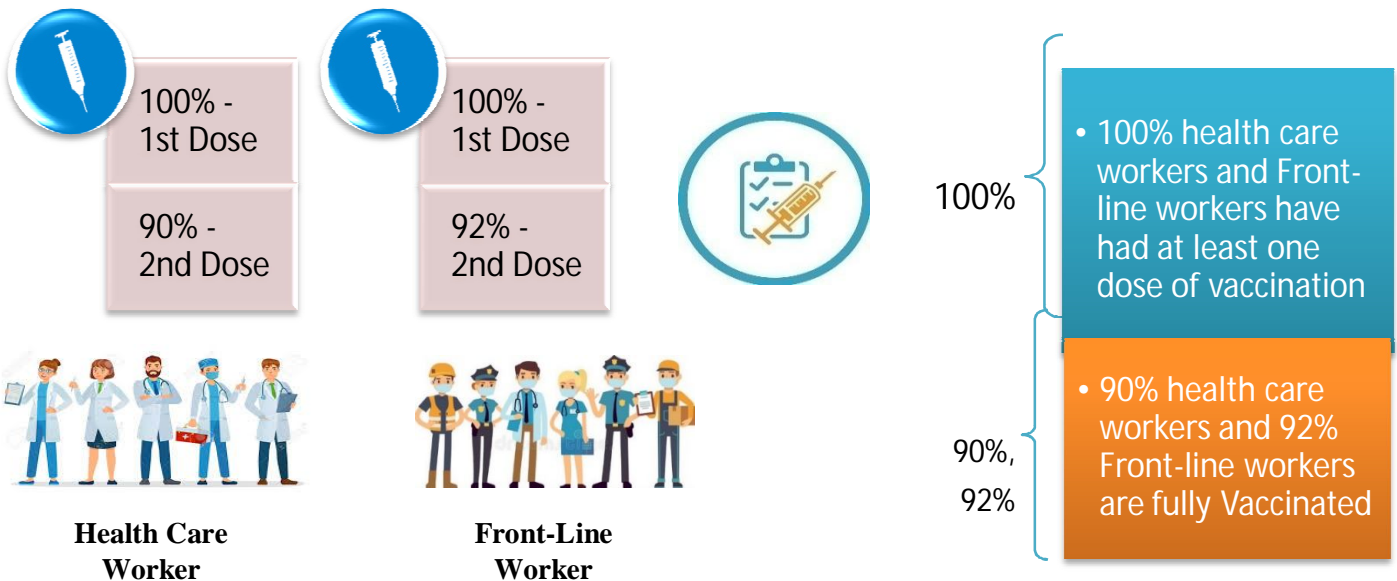
Time Line of Vaccination Coverage



Kerala began administration of COVID 19 Vaccines on 16th January, 2021. As of 08th November 2021, Kerala has administered over 30 million doses overall, including first and second doses of vaccines.

Over 95 per cent of the population in Kerala has been administered the first dose of the Covid-19 vaccine. The state has achieved the target within 296 days since the beginning of the vaccination drive on January 16.

Health Care Workers & Front-line Workers Vaccinated



- Even after vaccination, follow COVID appropriate behavior
- Practice Social Distancing and greet without physical contact
- Always wear clean face mask
- Wash your hands thoroughly and frequently or use hand sanitizer
- Follow the current COVID 19 guidelines to prevent further spread
- Stay Safe. Stay Strong. Get Vaccinated



Even After Getting Vaccinated Keep Taking Precautions to Protect Your Self

			
GET VACCINATED	WASH YOUR HANDS	WEAR A MASK	KEEP YOUR DISTANCE

The Race Towards Full Vaccination - Weekly Trend

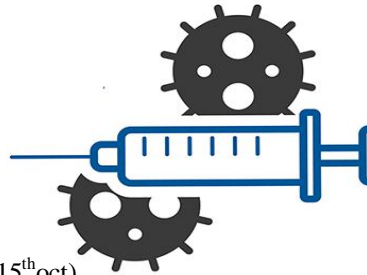
30th Oct – 5th Nov

Kerala Administered over

4.56 Lakh

COVID Vaccine Doses

in the last 7 days (9th Oct to 15th Oct)

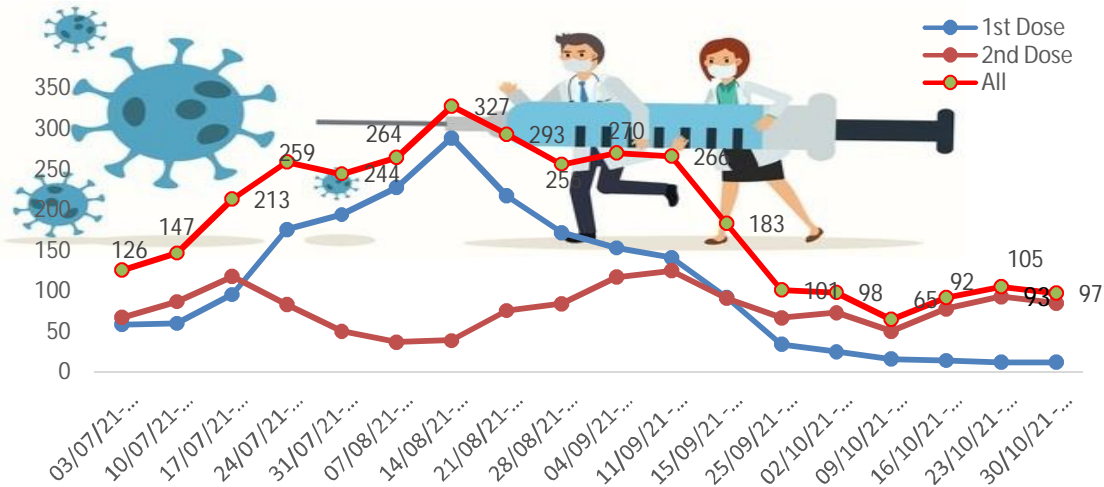


From October 23rd to 29th, on average

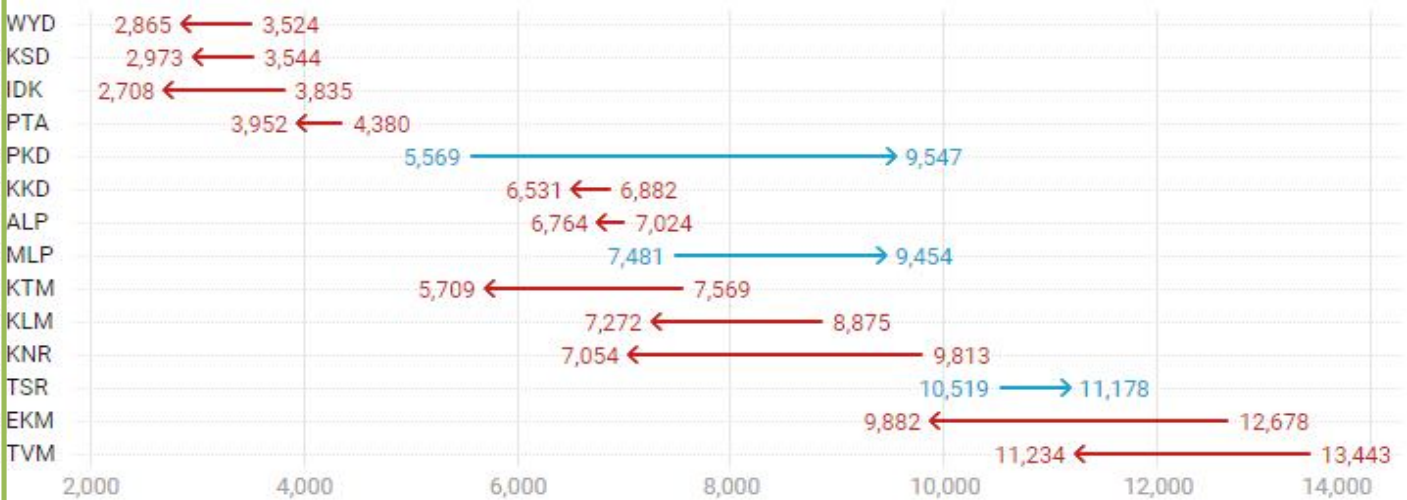
.97lakh

doses were administered daily.

Average Doses Administered Per day per week (in 1000)



Trend in average per day vaccination for the last two weeks



Race Against Time – Vaccination Quarterly Status

(Q1:16th Jan-Mar, Q2: Apr-June, Q3: July-Sep)

Daily Average Dozes Administered per Quarter

In the first Quarter, only 42201 first dozes and 5324 second dozes were administered daily on average. During the second and third quarters, the daily vaccination of the first and second dozes increased significantly.

Q1 : 16th Jan – Mar

Q2 : Apr - June

Q3 : July - Sep



Vaccination Achievement per Quarter

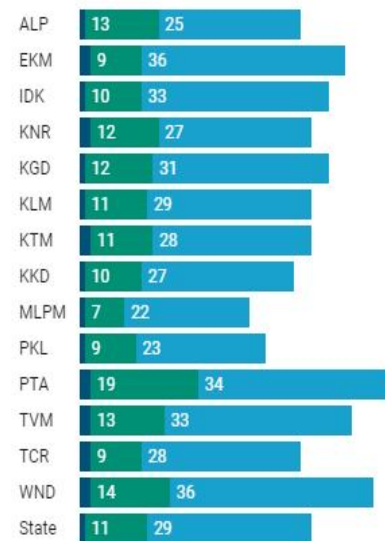
In the third quarter of the immunization drive, 52% of the eligible population (18 + age) in Kerala were given the first dose and 29% the second dose.

■ Q1 ■ Q2 ■ Q3

First Dose

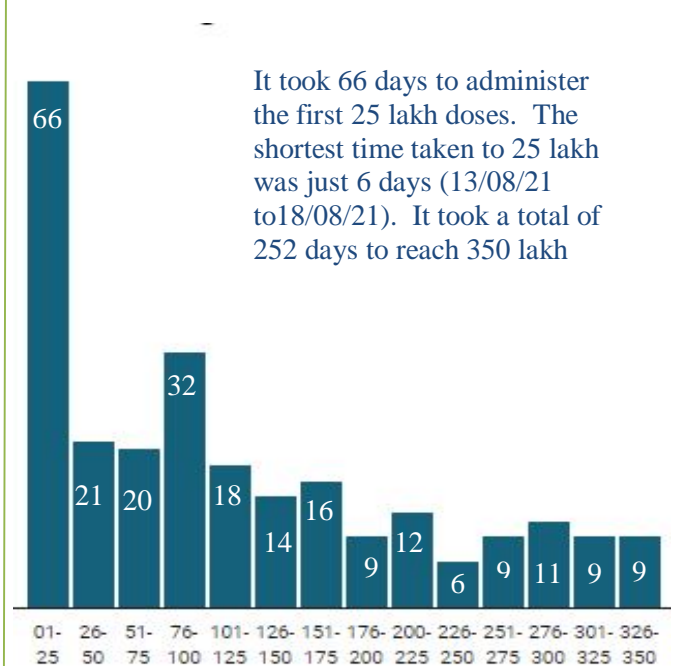


Second Dose



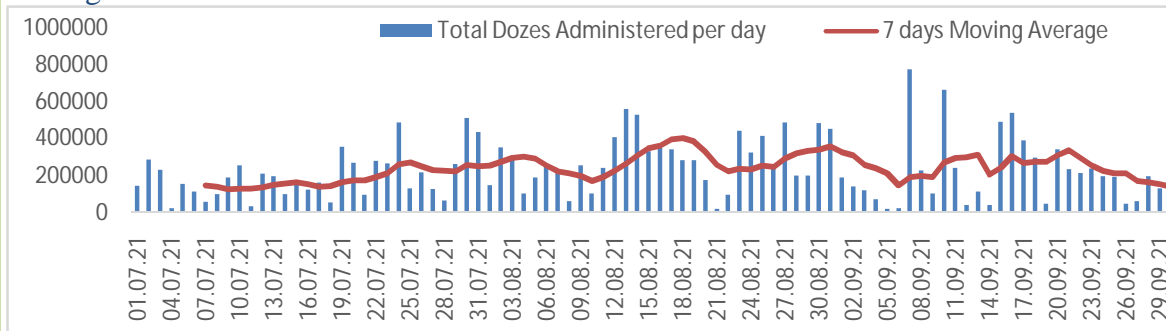
Dose Progression

The chart shows the days taken for total COVID-19 Vaccination doses in Kerala to cross every 25 lakh dose mark



Vaccine Administered per Day and 7 days Moving Average in Last Quarter (July -

September) The seven-day moving average of daily doses in the last quarter showed a peak on August 18th and continued to fluctuate thereafter



The average rate of daily vaccination fell between the last two weeks of September compared to the first three weeks. On 20/09/2021 the total doses administered were 3.41 lakh, it declined thereafter and reached up to 1.34 lakh.

- l. Infection or infection rate is only a part and disease manifestation of disease is to be monitored*
- m. Fatality among vaccinated people is very less. Disease severity among vaccinated people is less.*
- n. People with comorbidity should be careful. Once detected covid positive they should get admitted and do not stay at home.*
- o. Death among non-vaccinated people, especially people with comorbidity is because of late arrival in hospitals*
- p. Diabetes and Hypertension together is the most common cause of patient death if they arrive late.*
- q. Vaccinated people, only if symptomatic are advised to consult Doctor.*
- r. Non Vaccinated people, if symptomatic, may do RTPCR test*
- s. Antigen testing is only for emergency purpose*
- t. Non vaccinated people with co-morbidities to do testing by RTPCR and consult doctor*
- u. Repeat RTPCR is not needed among the people who are detected COVID positive in the previous 2 months*
- v. All young person detected positive and at home isolation should do glucose test*

TABLE1.Total Vaccination done in the State as on 08/11/2021 midnight

State Summary till			09/11/2021	at 12 AM		
District	Target	First Dose	Percentage *	Second Dose	Percentage*	Total Doses Administered
Alappuzha	1704179	1523809	89%	933645	55%	2,457,454
Ernakulam	2954098	2964158	100%	1834062	62%	4,798,220
Idukki	869082	861431	99%	511343	59%	1,372,774
Kannur	1913861	1898724	99%	1041324	54%	2,940,048
Kasaragod	992363	914710	92%	549697	55%	1,464,407
Kollam	2093511	1957839	94%	1111962	53%	3,069,801
Kottayam	1562022	1482711	95%	905246	58%	2,387,957
Kozhikode	2499523	2352565	94%	1221948	49%	3,574,513
Malappuram	2988358	2860136	96%	1177973	39%	4,038,109
Palakkad	2140261	2003149	94%	1039458	49%	3,042,607
Pathanamthitta	1036488	1050613	101%	703375	68%	1,753,988
Thiruvananthapuram	2675400	2586221	97%	1640741	61%	4,226,962
Thrissur	2545664	2307295	91%	1413260	56%	3,720,555
Wayanad	659698	661966	100%	470530	71%	1,132,496
Grand Total	26634508	25425327	95%	14554564	55%	39,979,891
*Revised target population(> 18 years) as per MOHFW is 2.67 crores *As per letter from Additional Secretary MOHFW- D O No 2317579/2021/Imm dated 15/09/2021						

TABLE2. Covid-19 Vaccination Center Functional in the State as on 08/11/2021 midnight

DISTRICTS	Public	Private	Total
Alappuzha	85	5	90
Ernakulam	20	47	67
Idukki	45	4	49
Kannur	43	17	60
Kasaragod	47	4	51
Kollam	73	18	91
Kottayam	150	12	162
Kozhikode	50	21	71
Malappuram	117	9	126
Palakkad	100	17	117
Pathanamthitta	62	14	76
Thiruvananthapuram	14	22	36
Thrissur	48	31	79
Wayanad	45	2	47
GrandTotal	899	223	1122

TABLE3. Health Care Workers Coverage as on 08/11/2021 midnight

<i>DISTRICT</i>	<i>1ST DOSE</i>	<i>Percentage</i>	<i>2ND DOSE</i>	<i>Percentage Fully Vaccinated</i>
Alappuzha	29005	100%	26709	92%
Ernakulam	85537	100%	74127	87%
Idukki	13548	100%	12758	94%
Kannur	40375	100%	36814	91%
Kasaragod	11609	100%	10599	91%
Kollam	36025	100%	32996	92%
Kottayam	38693	100%	35420	92%
Kozhikode	52724	100%	46775	89%
Malappuram	44817	100%	40844	91%
Palakkad	34667	100%	31134	90%
Pathanamthitta	29326	100%	24499	84%
Thiruvananthapuram	73401	100%	64897	88%
Thrissur	51906	100%	48274	93%
Wayanad	13973	100%	13086	94%
GrandTotal	555606	100%	498932	90%

TABLE4. Frontline workers Coverage as on 08/11/2021 midnight

<i>DISTRICT</i>	<i>1ST DOSE</i>	<i>Percentage</i>	<i>2nd DOSE</i>	<i>Percentage Fully Vaccinated</i>
Alappuzha	39110	100%	36071	92%
Ernakulam	54910	100%	49379	90%
Idukki	22984	100%	20804	91%
Kannur	41369	100%	39469	95%
Kasaragod	24611	100%	22112	90%
Kollam	42209	100%	37706	89%
Kottayam	32125	100%	30041	94%
Kozhikode	55254	100%	51217	93%
Malappuram	53903	100%	50345	93%
Palakkad	48085	100%	44572	93%
Pathanamthitta	25240	100%	21997	87%
Thiruvananthapuram	72954	100%	65892	90%
Thrissur	41897	100%	40020	96%
Wayanad	17017	100%	15874	93%
GrandTotal	571668	100%	525499	92%

TABLE5.Age-Appropriate Group (≥45Years) Coverage as on 08/11/2021 midnight

Age appropriate group (≥45years) Coverage as on 09/11/2021,12AM					
District	Target	1 st dose coverage	Percentage	2nd dose	Percentage Fully Vaccinated*
Alappuzha	960001	851134	89%	613191	64%
Ernakulam	1483234	1436983	97%	1097280	74%
Idukki	431545	436530	101%	325073	75%
Kannur	965897	943118	98%	664594	69%
Kasaragod	435487	427388	98%	333557	77%
Kollam	1038759	1037856	100%	727737	70%
Kottayam	896478	818389	91%	574915	64%
Kozhikode	1185845	1158224	98%	791785	67%
Malappuram	1210980	1170610	97%	710341	59%
Palakkad	1051934	962607	92%	649627	62%
Pathanamthitta	575669	587589	102%	476334	83%
Thiruvananthapuram	1366301	1293670	95%	981325	72%
Thrissur	1271199	1225895	96%	886042	70%
Wayanad	298546	302891	101%	256556	86%
Grand Total	13171875	12652884	96%	9088357	69%

*Among those who took 1st Dose

TABLE6.Age-Appropriate Group (18-44Years) Coverage as on 08/11/2021 midnight

18-44 years Coverage as on 09/11/2021 at 12 AM					
District	Target	First Dose		2nd Dose Coverage	Percentage fully vaccinated*
		1st Dose Coverage	Percentage		
Alappuzha	744178	604560	81%	257674	35%
Ernakulam	1470864	1386728	94%	613276	42%
Idukki	437537	388369	89%	152708	35%
Kannur	947964	873862	92%	300447	32%
Kasaragod	556876	451102	81%	183429	33%
Kollam	1054752	841749	80%	313523	30%
Kottayam	665544	593504	89%	264870	40%
Kozhikode	1313678	1086363	83%	332171	25%
Malappuram	1777378	1590806	90%	376443	21%
Palakkad	1088327	957790	88%	314125	29%
Pathanamthitta	460819	408458	89%	180545	39%
Thiruvananthapuram	1309099	1146196	88%	528627	40%
Thrissur	1274465	987597	77%	438924	34%
Wayanad	361152	328085	91%	185014	51%
Grand Total	13462633	11645169	86%	4441776	33%

*Among those who have taken first dose

TABLE7.Achievement for the day 08/11/2021 midnight

<i>DISTRICT</i>	<i>1st Dose</i>	<i>2nd Dose</i>	<i>Total</i>
Alappuzha	965	18774	19739
Ernakulam	1187	8772	9959
Idukki	470	7373	7843
Kannur	824	14509	15333
Kasaragod	617	5228	5845
Kollam	899	12312	13211
Kottayam	900	14052	14952
Kozhikode	1452	9187	10639
Malappuram	3907	16783	20690
Palakkad	2203	16786	18989
Pathanamthitta	57	609	666
Thiruvananthapuram	339	4265	4604
Thrissur	1141	14173	15314
Wayanad	510	6916	7426
Grand Total	15471	149739	165210

** Vaccine stock details couldn't be downloaded from e-VIN portal as the portal is down.

TABLE9.COVID Vaccination related sites

support@cowin.gov.in https://www.cowin.gov.in/home https://dashboard.kerala.gov.in/ https://dhs.kerala.gov.in/https://aogyakeralam.gov.in/https://sha.kerala.gov.in/

TABLE 10. COVID Vaccination related Helpline numbers

National/State/District	Line1	Line2	Line3
National Helpline	1075	+91 1123978046	0120 4473222
Disha	1056	04712552056	
StateCallCenter	04712309251	04712309252	04712309255
Thiruvananthapuram	9188610100	1077	
Kollam	04742797609	8589015556	
Pathanamthitta	04682222515	04682228220	
Alappuzha	04772239999		
Kottayam	04812565200	04812304800	04812581900
Idukki	18004255640	04862232220	04862233118
Ernakulam	9072303861		
Thrissur	9400066921	9400066922	9400066923
Palakkad	04912505264	04912505189	8943341439
Malappuram	04832733253	04832737858	04832733252
Kozhikode	7594001442		
Wayanad	04936202343	04936202375	9072510900
Kannur	04972700194		
Kasargod	9061076590	9061079244	9061078026