



കേരള സർക്കാർ

COVID-19 OUTBREAK CONTROL AND PREVENTION STATE
CELL HEALTH&FAMILY WELFARE DEPARTMENT
Govt of Kerala
www.health.kerala.gov.in

www.dhs.kerala.gov.in

controlroomdhskerala@gmail.com

KeralaHEALTH-COVID-19 DAILY VACCINATION BULLETIN

Date: 09/11/2021

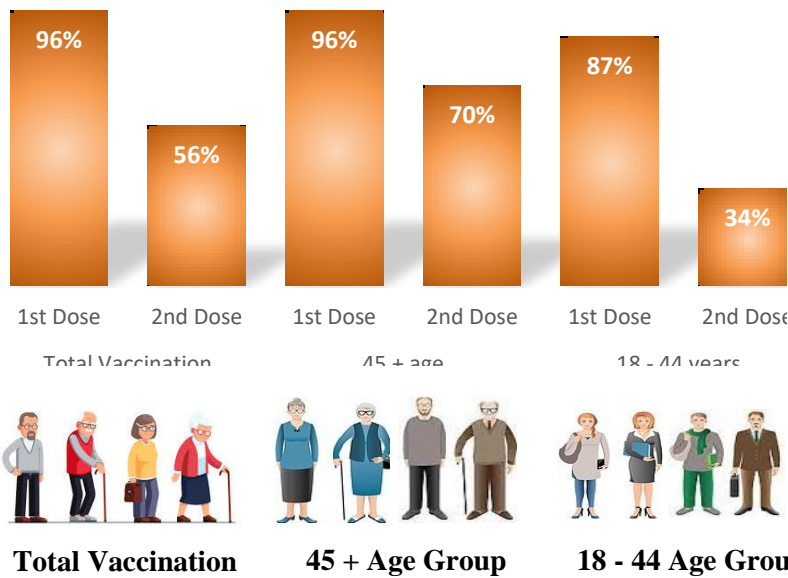
**OUR HEALTH OUR RESPONSIBILITY
VACCINE ADVISORY**

- *People who are vaccinated with Covid Vaccine are reported to have reduced Covid related ICU admissions, serious disease and death.*
- *Early vaccination is useful to safeguard our life from this deadly disease.*
- *Vaccination sessions are planned as per the availability of vaccine. All are requested to cooperate.*
- *After receiving the first dose, second dose of Covishield vaccine is to be taken between 12–16 weeks and second dose of Covaxin between 4-6 weeks.*
- *Covid vaccination is currently available to all above the age of 18.*
- *Vaccination is available free of cost in all Government covid vaccination centers, and at a nominal rate (as per the GoI order F.No.2079203/2021/Immunization) in selected private Hospitals.*
- **ENSURE ALL YOUR ELIGIBLE FAMILY MEMBERS ARE PROTECTED BY RECEIVING ANY OF THE AVAILABLE COVID VACCINE.**
- **“BOTH COVAXIN AND COVISHIELD ARE EQUALLY EFFECTIVE AND SAFE”**
- **“BE FULLY PROTECTED – GET THE SECOND DOSE AT YOUR SCHEDULED TIME”**

ANALYSIS

COVID-19 mass vaccinations are showing signs of preventing illness and steep decline in cases and hospital admissions in countries which done vaccination. Kerala started its vaccination for health care workers from January 16, 2021. The COVID-19 Vaccines Operational Guidelines issued by the Ministry of Health and Family Welfare, Govt. of India, 28th December 2020 and all subsequent Guidelines issued by Ministry of Health and Family Welfare, Govt of India are followed at the sites and all vaccination lanes

Summary of COVID Vaccine Administered as on 09-11-2021 midnight

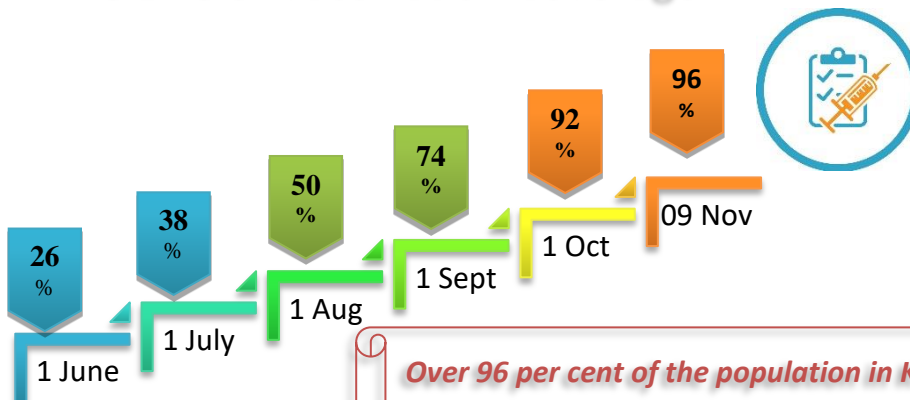


96% of eligible population vaccinated with a single dose till November 09

56% of eligible population vaccinated with double dose till November 09

State has vaccinated more than 96% of people aged more than 45 years with a single dose

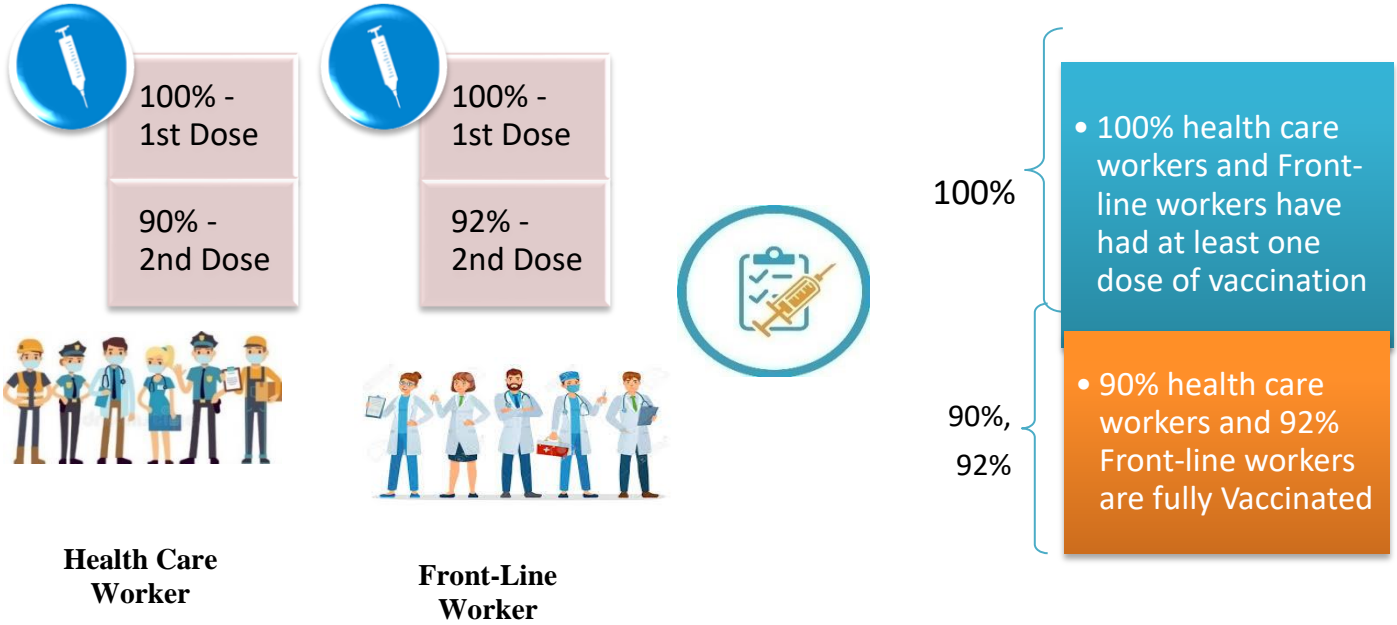
Time Line of Vaccination Coverage



Kerala began administration of COVID 19 Vaccines on 16th January, 2021. As of 09th November 2021, Kerala has administered over 30 million doses overall, including first and second doses of vaccines.


Over 96 per cent of the population in Kerala has been administered the first dose of the Covid-19 vaccine. The state has achieved the target within 297 days since the beginning of the vaccination drive on January 16.

Health Care Workers & Front-line Workers Vaccinated



Are You Vaccinated? You Still Need to Practice:

- Even after vaccination, follow COVID appropriate behavior
- Practice Social Distancing and greet without physical contact
- Always wear clean face mask
- Wash your hands thoroughly and frequently or use hand sanitizer
- Follow the current COVID 19 guidelines to prevent further spread
- Stay Safe. Stay Strong. Get Vaccinated



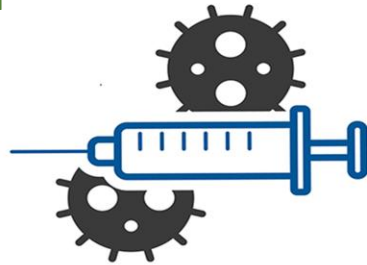
Even After Getting Vaccinated Keep Taking Precautions to Protect Your Self

			
GET VACCINATED	WASH YOUR HANDS	WEAR A MASK	KEEP YOUR DISTANCE

The Race Towards Full Vaccination - Weekly Trend

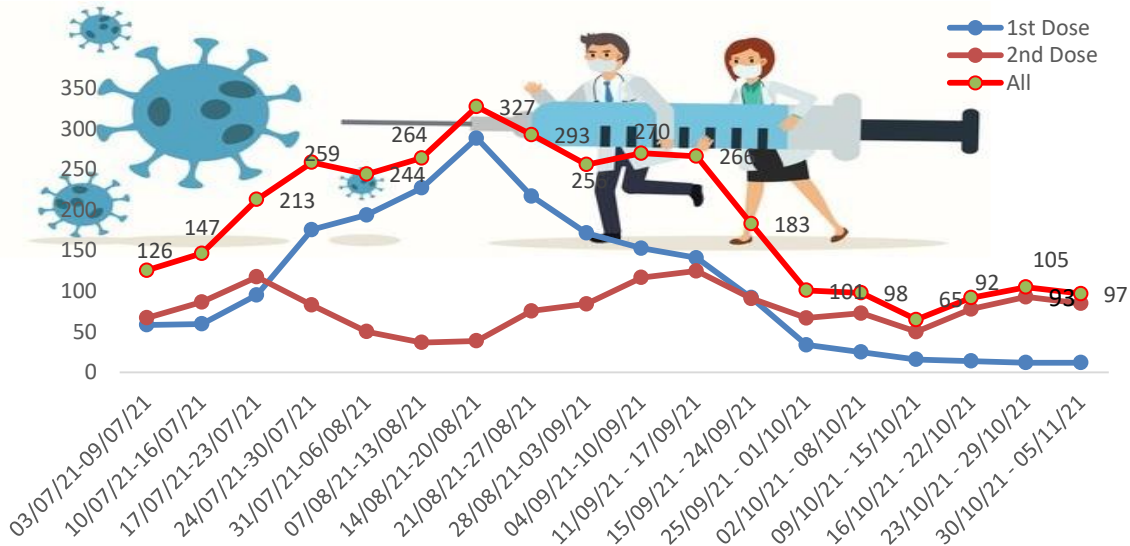
30th Oct – 5th Nov

Kerala Administered over
4.56 Lakh
 COVID Vaccine Doses

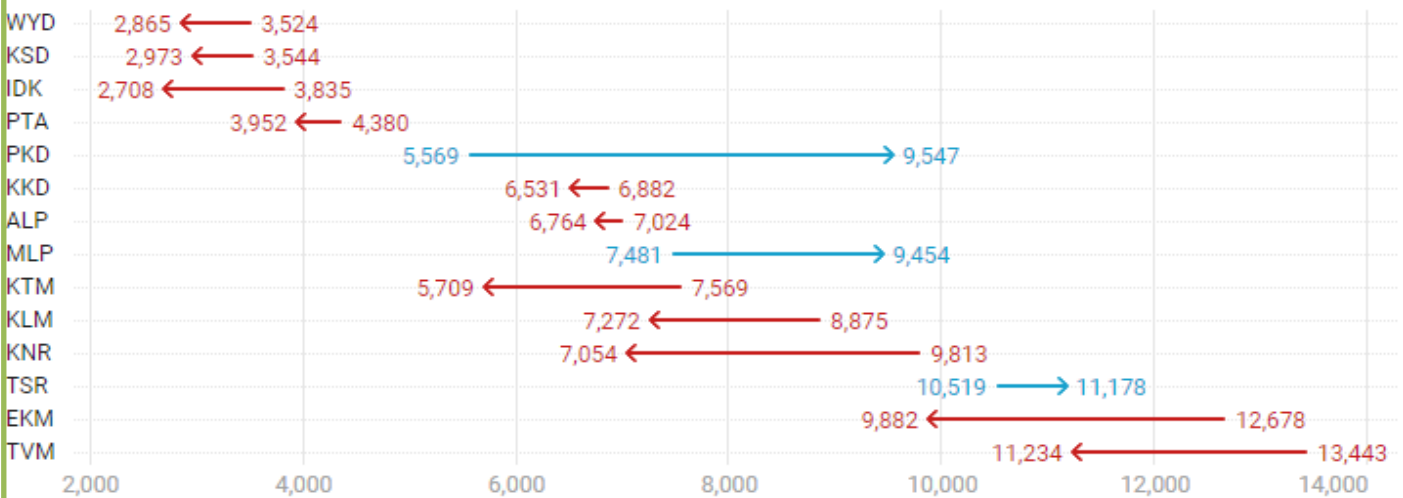


From October 23rd to 29th, on average
.97lakh doses were administered daily.

Average Doses Administered Per day per week (in 1000)



Trend in average per day vaccination for the last two weeks



Race Against Time – Vaccination Quarterly Status

(Q1:16th Jan-Mar, Q2: Apr-June, Q3: July-Sep)

Daily Average Dozes Administered per Quarter

In the first Quarter, only 42201 first dozes and 5324 second dozes were administered daily on average. During the second and third quarters, the daily vaccination of the first and second dozes increased significantly.

Q1 : 16th Jan – Mar

Q2 : Apr - June

Q3 : July - Sep



Vaccination Achievement per Quarter

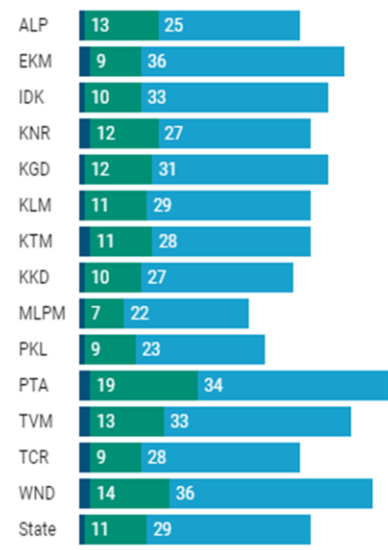
In the third quarter of the immunization drive, 52% of the eligible population (18 + age) in Kerala were given the first dose and 29% the second dose.

■ Q1 ■ Q2 ■ Q3

First Dose

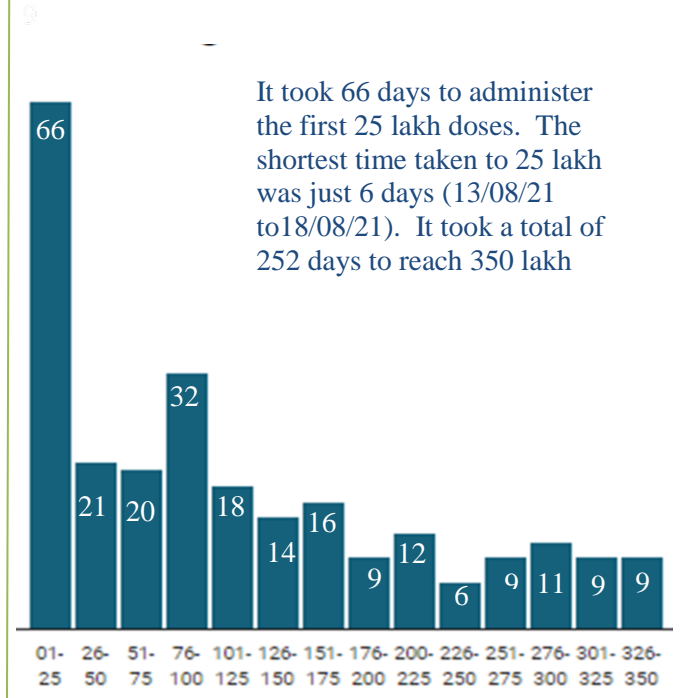


Second Dose



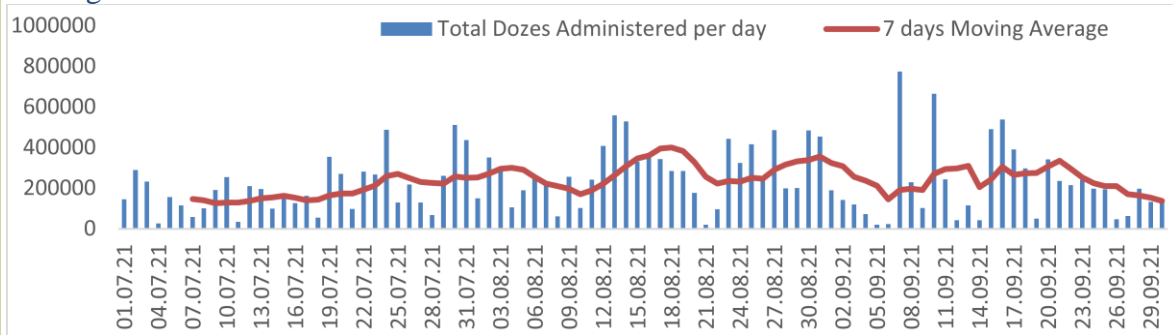
Dose Progression

The chart shows the days taken for total COVID-19 Vaccination doses in Kerala to cross every 25 lakh dose mark



Vaccine Administered per Day and 7 days Moving Average in Last Quarter (July -

September) The seven-day moving average of daily doses in the last quarter showed a peak on August 18th and continued to fluctuate thereafter



The average rate of daily vaccination fell between the last two weeks of September compared to the first three weeks. On 20/09/2021 the total doses administered were 3.41 lakh, it declined thereafter and reached up to 1.34 lakh.

- l. Infection or infection rate is only a part and disease manifestation of disease is to be monitored*
- m. Fatality among vaccinated people is very less. Disease severity among vaccinated people is less.*
- n. People with comorbidity should be careful. Once detected covid positive they should get admitted and do not stay at home.*
- o. Death among non-vaccinated people, especially people with comorbidity is because of late arrival in hospitals*
- p. Diabetes and Hypertension together is the most common cause of patient death if they arrive late.*
- q. Vaccinated people, only if symptomatic are advised to consult Doctor.*
- r. Non Vaccinated people, if symptomatic, may do RTPCR test*
- s. Antigen testing is only for emergency purpose*
- t. Non vaccinated people with co-morbidities to do testing by RTPCR and consult doctor*
- u. Repeat RTPCR is not needed among the people who are detected COVID positive in the previous 2 months*
- v. All young person detected positive and at home isolation should do glucose test*

TABLE1.Total Vaccination done in the State as on 09/11/2021 midnight

State Summary till			10/11/2021	at 12 AM		
District	Target	First Dose	Percentage *	Second Dose	Percentage*	Total Doses Administered
Alappuzha	1704179	1524631	89%	949602	56%	24,74,233
Ernakulam	2954098	2967286	100%	1862854	63%	48,30,140
Idukki	869082	861717	99%	516037	59%	13,77,754
Kannur	1913861	1900495	99%	1066633	56%	29,67,128
Kasaragod	992363	915227	92%	554758	56%	14,69,985
Kollam	2093511	1959026	94%	1128310	54%	30,87,336
Kottayam	1562022	1483446	95%	917582	59%	24,01,028
Kozhikode	2499523	2354244	94%	1233775	49%	35,88,019
Malappuram	2988358	2862910	96%	1190661	40%	40,53,571
Palakkad	2140261	2004607	94%	1052219	49%	30,56,826
Pathanamthitta	1036488	1051458	101%	717097	69%	17,68,555
Thiruvananthapuram	2675400	2588661	97%	1678969	63%	42,67,630
Thrissur	2545664	2309487	91%	1441137	57%	37,50,624
Wayanad	659698	662597	100%	477161	72%	11,39,758
Grand Total	26634508	25445792	96%	14786795	56%	4,02,32,587
*Revised target population(> 18 years) as per MOHFW is 2.67 crores *As per letter from Additional Secretary MOHFW- D O No 2317579/2021/Imm dated 15/09/2021						

TABLE2. Covid-19 Vaccination Center Functional in the State as on 09/11/2021 midnight

DISTRICTS	Public	Private	Total
Alappuzha	85	4	89
Ernakulam	111	48	159
Idukki	31	6	37
Kannur	77	9	86
Kasaragod	46	4	50
Kollam	62	17	79
Kottayam	146	13	159
Kozhikode	44	31	75
Malappuram	132	14	146
Palakkad	101	16	117
Pathanamthitta	62	14	76
Thiruvananthapuram	121	22	143
Thrissur	82	31	113
Wayanad	55	2	57
GrandTotal	1155	231	1386

TABLE3. Health Care Workers Coverage as on 09/11/2021 midnight

<i>DISTRICT</i>	<i>1ST DOSE</i>	<i>Percentage</i>	<i>2ND DOSE</i>	<i>Percentage Fully Vaccinated</i>
Alappuzha	29005	100%	26709	92%
Ernakulam	85538	100%	74127	87%
Idukki	13548	100%	12758	94%
Kannur	40375	100%	36814	91%
Kasaragod	11609	100%	10599	91%
Kollam	36025	100%	32996	92%
Kottayam	38693	100%	35420	92%
Kozhikode	52724	100%	46775	89%
Malappuram	44817	100%	40844	91%
Palakkad	34667	100%	31134	90%
Pathanamthitta	29326	100%	24499	84%
Thiruvananthapuram	73401	100%	64897	88%
Thrissur	51906	100%	48274	93%
Wayanad	13973	100%	13086	94%
GrandTotal	555607	100%	498932	90%

TABLE4. Frontline workers Coverage as on 09/11/2021 midnight

<i>DISTRICT</i>	<i>1ST DOSE</i>	<i>Percentage</i>	<i>2nd DOSE</i>	<i>Percentage Fully Vaccinated</i>
Alappuzha	39110	100%	36094	92%
Ernakulam	54910	100%	49419	90%
Idukki	22984	100%	20812	91%
Kannur	41369	100%	39484	95%
Kasaragod	24611	100%	22118	90%
Kollam	42209	100%	37736	89%
Kottayam	32125	100%	30057	94%
Kozhikode	55254	100%	51262	93%
Malappuram	53903	100%	50366	93%
Palakkad	48085	100%	44586	93%
Pathanamthitta	25240	100%	22030	87%
Thiruvananthapuram	72954	100%	65980	90%
Thrissur	41897	100%	40047	96%
Wayanad	17017	100%	15879	93%
GrandTotal	571668	100%	525870	92%

TABLE5.Age-Appropriate Group (≥45Years) Coverage as on 09/11/2021 midnight

Age appropriate group (≥45years) Coverage as on 10/11/2021,12AM					
District	Target	1 st dose coverage	Percentage	2nd dose	Percentage Fully Vaccinated*
Alappuzha	960001	851407	89%	620809	65%
Ernakulam	1483234	1437738	97%	1108222	75%
Idukki	431545	436594	101%	326492	76%
Kannur	965897	943562	98%	676631	70%
Kasaragod	435487	427450	98%	334444	77%
Kollam	1038759	1038208	100%	735191	71%
Kottayam	896478	818633	91%	581502	65%
Kozhikode	1185845	1158632	98%	798587	67%
Malappuram	1210980	1171146	97%	715734	59%
Palakkad	1051934	962954	92%	655702	62%
Pathanamthitta	575669	587796	102%	479495	83%
Thiruvananthapuram	1366301	1294289	95%	994245	73%
Thrissur	1271199	1226537	96%	899645	71%
Wayanad	298546	302962	101%	257432	86%
Grand Total	13171875	12657908	96%	9184131	70%

*Among those who took 1st Dose

TABLE6.Age-Appropriate Group (18-44Years) Coverage as on 09/11/2021 midnight

18-44 years Coverage as on 10/11/2021 at 12 AM					
District	Target	First Dose		2nd Dose Coverage	Percentage fully vaccinated*
		1st Dose Coverage	Percentage		
Alappuzha	744178	605109	81%	265981	36%
Ernakulam	1470864	1389100	94%	631019	43%
Idukki	437537	388591	89%	155971	36%
Kannur	947964	875189	92%	313683	33%
Kasaragod	556876	451557	81%	187596	34%
Kollam	1054752	842584	80%	322372	31%
Kottayam	665544	593995	89%	270588	41%
Kozhikode	1313678	1087634	83%	337131	26%
Malappuram	1777378	1593044	90%	383701	22%
Palakkad	1088327	958901	88%	320789	29%
Pathanamthitta	460819	409096	89%	191047	41%
Thiruvananthapuram	1309099	1148017	88%	553786	42%
Thrissur	1274465	989147	78%	453149	36%
Wayanad	361152	328645	91%	190761	53%
Grand Total	13462633	11660609	87%	4577574	34%

*Among those who have taken first dose

TABLE7.Achievement for the day 09/11/2021 midnight

<i>DISTRICT</i>	<i>1 Dose</i>	<i>2 Dose</i>	<i>Total</i>
Alappuzha	822	15955	16777
Ernakulam	3128	28773	31901
Idukki	286	4690	4976
Kannur	1767	25285	27052
Kasaragod	517	5058	5575
Kollam	1189	16343	17532
Kottayam	735	12336	13071
Kozhikode	1678	11819	13497
Malappuram	2758	12668	15426
Palakkad	1445	12724	14169
Pathanamthitta	846	13716	14562
Thiruvananthapuram	2440	38228	40668
Thrissur	2189	27866	30055
Wayanad	631	6631	7262
Grand Total	20431	232092	252523

** Vaccine stock details couldn't be downloaded from e-VIN portal as the portal is down.

TABLE9.COVID Vaccination related sites

support@cowin.gov.in https://www.cowin.gov.in/home https://dashboard.kerala.gov.in/ https://dhs.kerala.gov.in/https://aogyakeralam.gov.in/https://sha.kerala.gov.in/

TABLE 10. COVID Vaccination related Helpline numbers

National/State/District	Line1	Line2	Line3
National Helpline	1075	+91 1123978046	0120 4473222
Disha	1056	04712552056	
StateCallCenter	04712309251	04712309252	04712309255
Thiruvananthapuram	9188610100	1077	
Kollam	04742797609	8589015556	
Pathanamthitta	04682222515	04682228220	
Alappuzha	04772239999		
Kottayam	04812565200	04812304800	04812581900
Idukki	18004255640	04862232220	04862233118
Ernakulam	9072303861		
Thrissur	9400066921	9400066922	9400066923
Palakkad	04912505264	04912505189	8943341439
Malappuram	04832733253	04832737858	04832733252
Kozhikode	7594001442		
Wayanad	04936202343	04936202375	9072510900
Kannur	04972700194		
Kasargod	9061076590	9061079244	9061078026