



കേരള സർക്കാർ

COVID-19 OUTBREAK CONTROL AND PREVENTION STATE  
CELL HEALTH&FAMILY WELFARE DEPARTMENT  
Govt of Kerala  
[www.health.kerala.gov.in](http://www.health.kerala.gov.in)

[www.dhs.kerala.gov.in](http://www.dhs.kerala.gov.in)

[controlroomdhskerala@gmail.com](mailto:controlroomdhskerala@gmail.com)

**KeralaHEALTH-COVID-19 DAILY VACCINATION BULLETIN**

**Date: 10/11/2021**

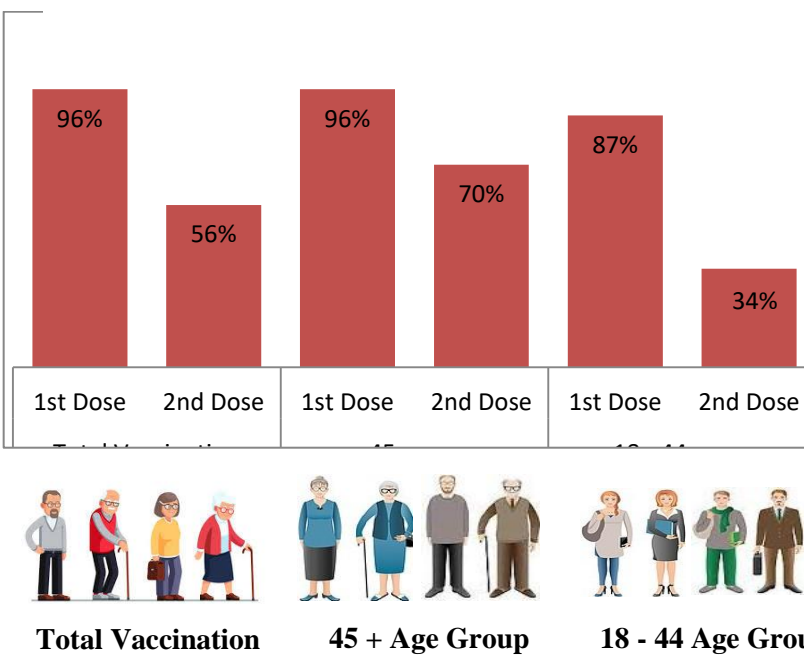
**OUR HEALTH OUR RESPONSIBILITY  
VACCINE ADVISORY**

- *People who are vaccinated with Covid Vaccine are reported to have reduced Covid related ICU admissions, serious disease and death.*
- *Early vaccination is useful to safeguard our life from this deadly disease.*
- *Vaccination sessions are planned as per the availability of vaccine. All are requested to cooperate.*
- *After receiving the first dose, second dose of Covishield vaccine is to be taken between 12–16 weeks and second dose of Covaxin between 4-6 weeks.*
- *Covid vaccination is currently available to all above the age of 18.*
- *Vaccination is available free of cost in all Government covid vaccination centers, and at a nominal rate (as per the GoI order F.No.2079203/2021/Immunization) in selected private Hospitals.*
- **ENSURE ALL YOUR ELIGIBLE FAMILY MEMBERS ARE PROTECTED BY RECEIVING ANY OF THE AVAILABLE COVID VACCINE.**
- **“BOTH COVAXIN AND COVISHIELD ARE EQUALLY EFFECTIVE AND SAFE”**
- **“BE FULLY PROTECTED – GET THE SECOND DOSE AT YOUR SCHEDULED TIME”**

## ANALYSIS

COVID-19 mass vaccinations are showing signs of preventing illness and steep decline in cases and hospital admissions in countries which done vaccination. Kerala started its vaccination for health care workers from January 16, 2021. The COVID-19 Vaccines Operational Guidelines issued by the Ministry of Health and Family Welfare, Govt. of India, 28th December 2020 and all subsequent Guidelines issued by Ministry of Health and Family Welfare, Govt of India are followed at the sites and all vaccination lanes

### Summary of COVID Vaccine Administered as on 10-11-2021 midnight

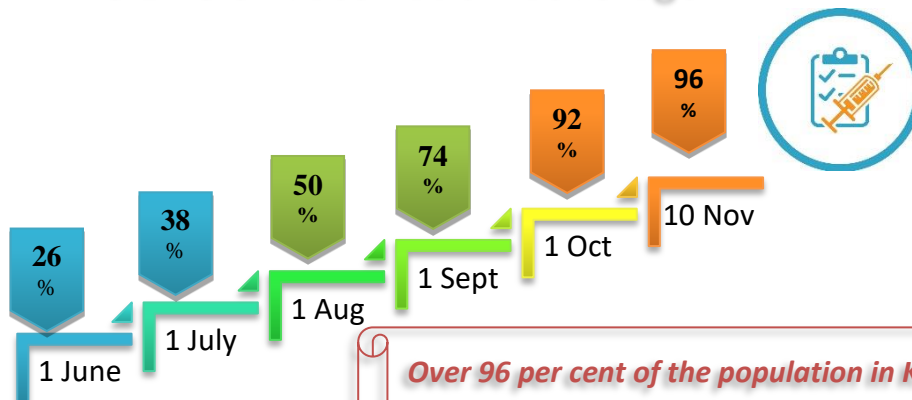


96% of eligible population vaccinated with a single dose till November 10

56% of eligible population vaccinated with double dose till November 10

State has vaccinated more than 96% of people aged more than 45 years with a single dose

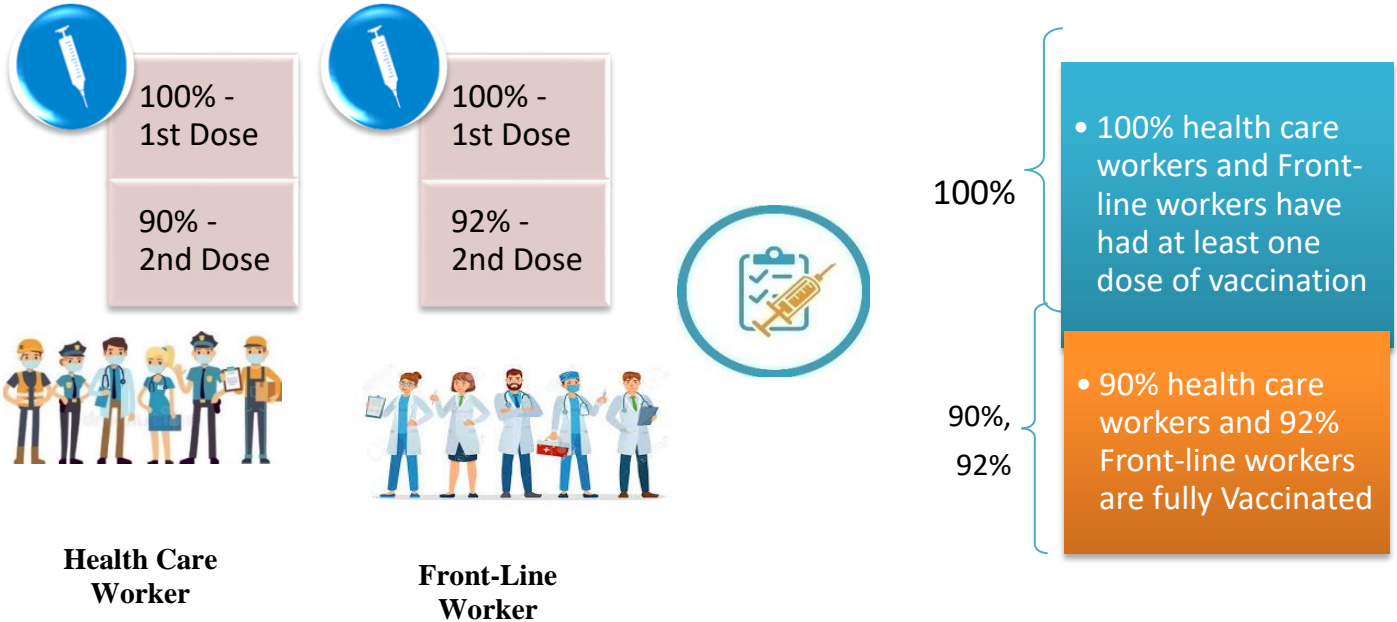
### Time Line of Vaccination Coverage



Kerala began administration of COVID 19 Vaccines on 16<sup>th</sup> January, 2021. As of 10<sup>th</sup> November 2021, Kerala has administered over 30 million doses overall, including first and second doses of vaccines.


*Over 96 per cent of the population in Kerala has been administered the first dose of the Covid-19 vaccine. The state has achieved the target within 298 days since the beginning of the vaccination drive on January 16.*

# Health Care Workers & Front-line Workers Vaccinated



## Are You Vaccinated? You Still Need to Practice:

- Even after vaccination, follow COVID appropriate behavior
- Practice Social Distancing and greet without physical contact
- Always wear clean face mask
- Wash your hands thoroughly and frequently or use hand sanitizer
- Follow the current COVID 19 guidelines to prevent further spread
- Stay Safe. Stay Strong. Get Vaccinated



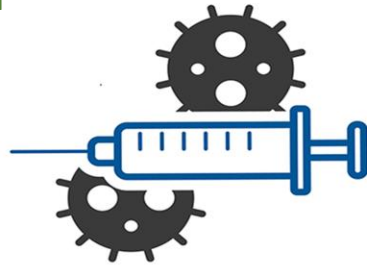
Even After Getting Vaccinated Keep Taking Precautions to Protect Your Self



# The Race Towards Full Vaccination - Weekly Trend

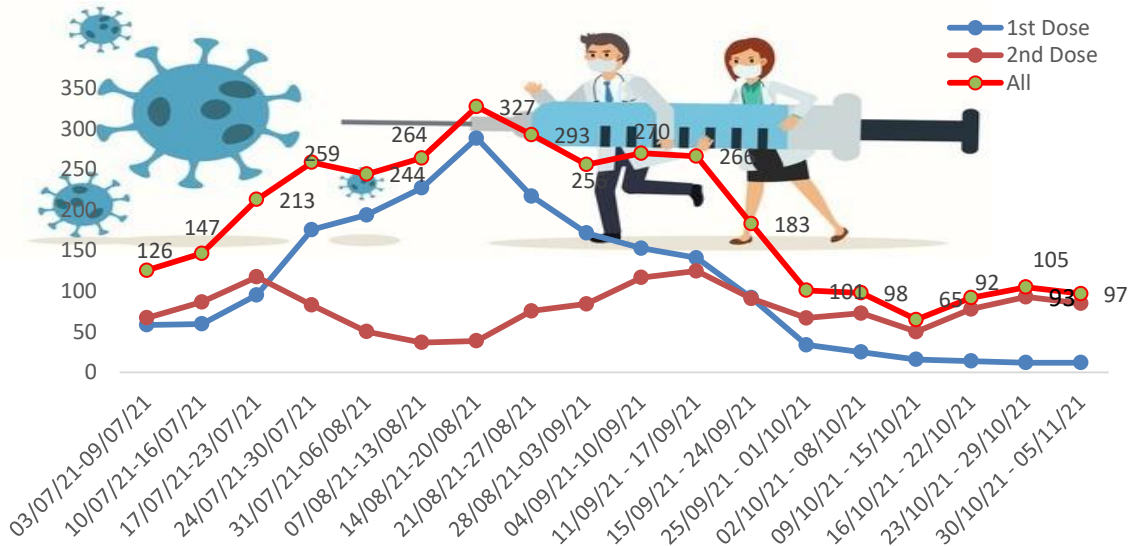
30<sup>th</sup> Oct – 5<sup>th</sup> Nov

Kerala Administered over  
**4.56 Lakh**  
 COVID Vaccine Doses

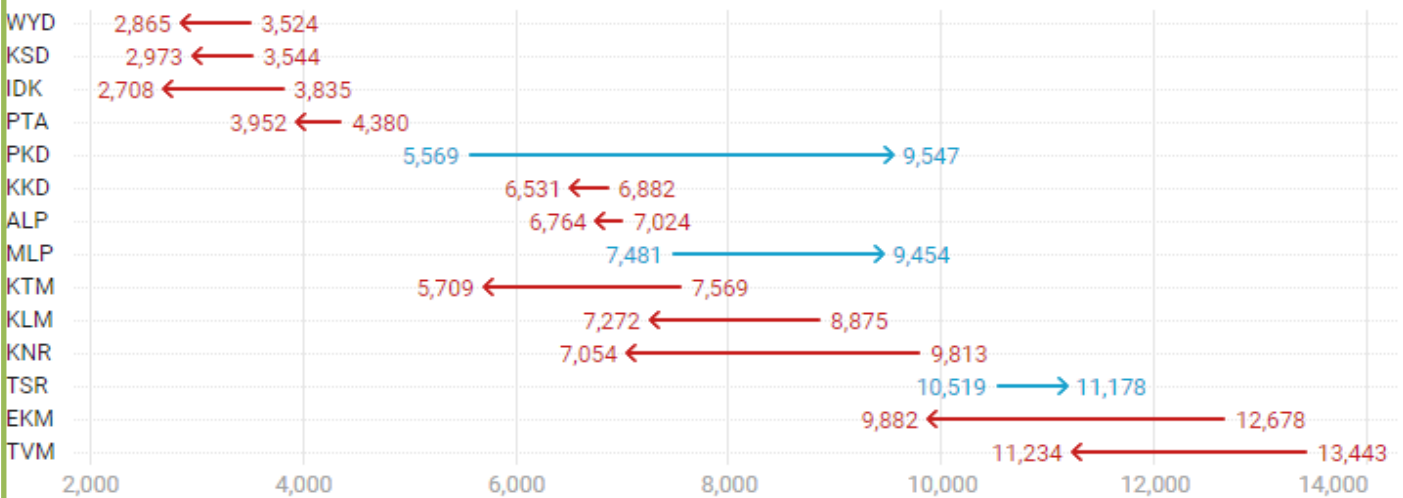


From October 23<sup>rd</sup> to 29<sup>th</sup>, on average  
**.97lakh** doses were administered daily.

Average Doses Administered Per day per week (in 1000)



Trend in average per day vaccination for the last two weeks



# Race Against Time – Vaccination Quarterly Status

(Q1:16<sup>th</sup> Jan-Mar, Q2: Apr-June, Q3: July-Sep)

## Daily Average Dozes Administered per Quarter

In the first Quarter, only 42201 first dozes and 5324 second dozes were administered daily on average. During the second and third quarters, the daily vaccination of the first and second dozes increased significantly.

Q1 : 16<sup>th</sup> Jan – Mar

Q2 : Apr - June

Q3 : July - Sep

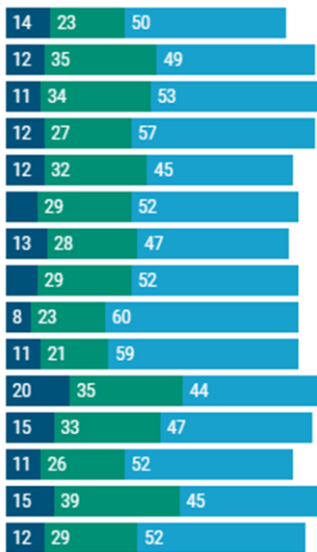


## Vaccination Achievement per Quarter

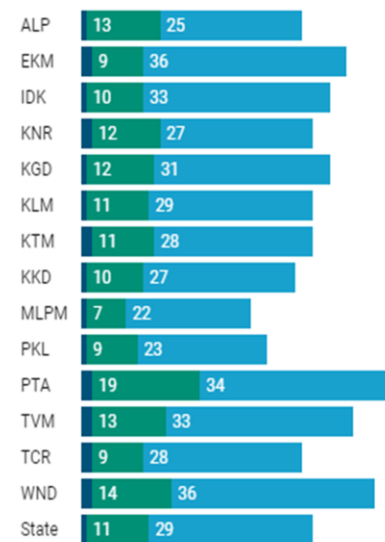
In the third quarter of the immunization drive, 52% of the eligible population (18 + age) in Kerala were given the first dose and 29% the second dose.

■ Q1 ■ Q2 ■ Q3

### First Dose

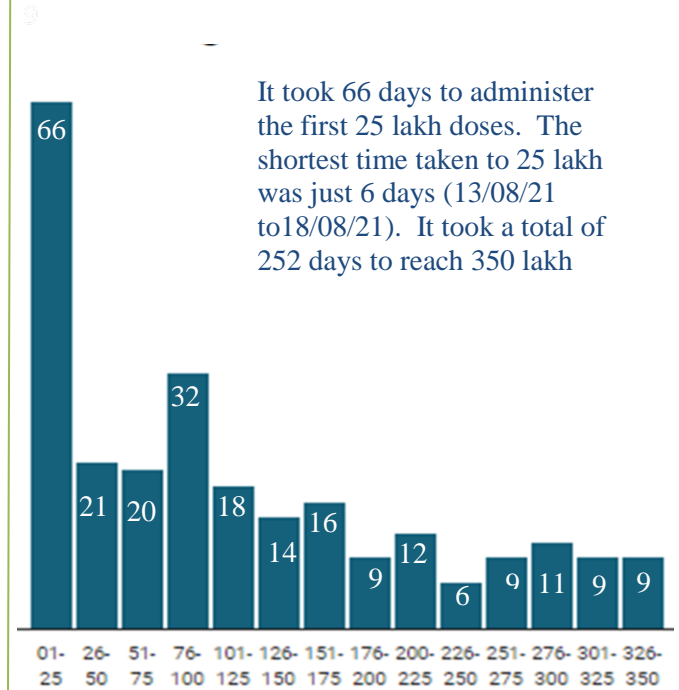


### Second Dose



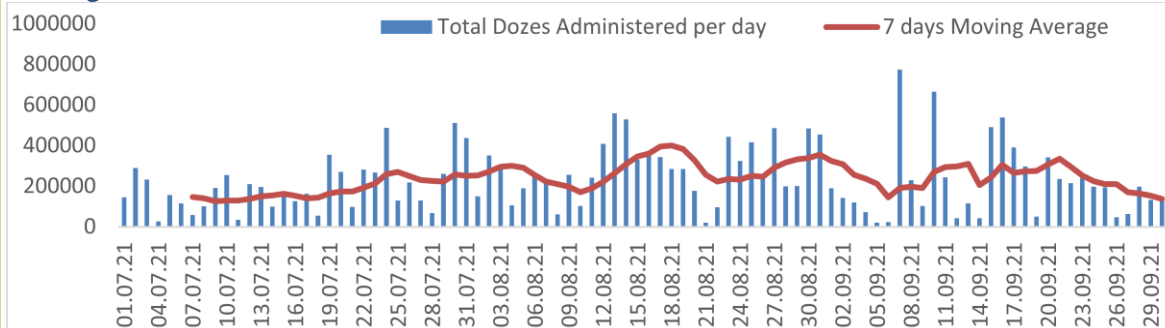
## Dose Progression

The chart shows the days taken for total COVID-19 Vaccination doses in Kerala to cross every 25 lakh dose mark



## Vaccine Administered per Day and 7 days Moving Average in Last Quarter (July -

September) The seven-day moving average of daily doses in the last quarter showed a peak on August 18th and continued to fluctuate thereafter



The average rate of daily vaccination fell between the last two weeks of September compared to the first three weeks. On 20/09/2021 the total doses administered were 3.41 lakh, it declined thereafter and reached up to 1.34 lakh.

- l. Infection or infection rate is only a part and disease manifestation of disease is to be monitored*
- m. Fatality among vaccinated people is very less. Disease severity among vaccinated people is less.*
- n. People with comorbidity should be careful. Once detected covid positive they should get admitted and do not stay at home.*
- o. Death among non-vaccinated people, especially people with comorbidity is because of late arrival in hospitals*
- p. Diabetes and Hypertension together is the most common cause of patient death if they arrive late.*
- q. Vaccinated people, only if symptomatic are advised to consult Doctor.*
- r. Non Vaccinated people, if symptomatic, may do RTPCR test*
- s. Antigen testing is only for emergency purpose*
- t. Non vaccinated people with co-morbidities to do testing by RTPCR and consult doctor*
- u. Repeat RTPCR is not needed among the people who are detected COVID positive in the previous 2 months*
- v. All young person detected positive and at home isolation should do glucose test*

TABLE1.Total Vaccination done in the State as on 10/11/2021 midnight

State Summary till			11/11/2021	at 12 AM		
District	Target	First Dose	Percentage *	Second Dose	Percentage*	Total Doses Administered
Alappuzha	1704179	1524836	89%	951842	56%	24,76,678
Ernakulam	2954098	2967708	100%	1865768	63%	48,33,476
Idukki	869082	861842	99%	518467	60%	13,80,309
Kannur	1913861	1900705	99%	1069946	56%	29,70,651
Kasaragod	992363	915805	92%	560105	56%	14,75,910
Kollam	2093511	1959460	94%	1134020	54%	30,93,480
Kottayam	1562022	1483756	95%	922404	59%	24,06,160
Kozhikode	2499523	2355325	94%	1240987	50%	35,96,312
Malappuram	2988358	2864812	96%	1199805	40%	40,64,617
Palakkad	2140261	2005956	94%	1061112	50%	30,67,068
Pathanamthitta	1036488	1051513	101%	717392	69%	17,68,905
Thiruvananthapuram	2675400	2588975	97%	1683059	63%	42,72,034
Thrissur	2545664	2310174	91%	1449559	57%	37,59,733
Wayanad	659698	662868	100%	480455	73%	11,43,323
<b>Grand Total</b>	<b>26634508</b>	<b>25453735</b>	<b>96%</b>	<b>14854921</b>	<b>56%</b>	<b>4,03,08,656</b>
*Revised target population(> 18 years) as per MOHFW is 2.67 crores *As per letter from Additional Secretary MOHFW- D O No 2317579/2021/Imm dated 15/09/2021						

TABLE2. Covid-19 Vaccination Center Functional in the State as on 10/11/2021 midnight

DISTRICTS	Public	Private	Total
Alappuzha	3	8	11
Ernakulam	9	55	64
Idukki	19	7	26
Kannur	11	9	20
Kasaragod	45	3	48
Kollam	28	17	45
Kottayam	37	16	53
Kozhikode	90	31	121
Malappuram	67	13	80
Palakkad	100	16	116
Pathanamthitta	2	11	13
Thiruvananthapuram	15	26	41
Thrissur	27	31	58
Wayanad	55	3	58
<b>GrandTotal</b>	<b>508</b>	<b>246</b>	<b>754</b>

TABLE3.Health Care Workers Coverage as on 10/11/2021 midnight

<i>DISTRICT</i>	<i>1<sup>ST</sup> DOSE</i>	<i>Percentage</i>	<i>2<sup>ND</sup> DOSE</i>	<i>Percentage Fully Vaccinated</i>
<b>Alappuzha</b>	29005	100%	26721	92%
<b>Ernakulam</b>	85538	100%	74205	87%
<b>Idukki</b>	13548	100%	12764	94%
<b>Kannur</b>	40375	100%	36836	91%
<b>Kasaragod</b>	11609	100%	10605	91%
<b>Kollam</b>	36026	100%	33018	92%
<b>Kottayam</b>	38693	100%	35440	92%
<b>Kozhikode</b>	52724	100%	46812	89%
<b>Malappuram</b>	44817	100%	40879	91%
<b>Palakkad</b>	34667	100%	31147	90%
<b>Pathanamthitta</b>	29326	100%	24526	84%
<b>Thiruvananthapuram</b>	73401	100%	64971	89%
<b>Thrissur</b>	51907	100%	48308	93%
<b>Wayanad</b>	13973	100%	13091	94%
<b>GrandTotal</b>	<b>555609</b>	<b>100%</b>	<b>499323</b>	<b>90%</b>

TABLE4.Frontline workers Coverage as on 10/11/2021 midnight

<i>DISTRICT</i>	<i>1<sup>ST</sup> DOSE</i>	<i>Percentage</i>	<i>2<sup>nd</sup> DOSE</i>	<i>Percentage Fully Vaccinated</i>
<b>Alappuzha</b>	39110	100%	36096	92%
<b>Ernakulam</b>	54910	100%	49420	90%
<b>Idukki</b>	22984	100%	20818	91%
<b>Kannur</b>	41369	100%	39484	95%
<b>Kasaragod</b>	24611	100%	22122	90%
<b>Kollam</b>	42209	100%	37747	89%
<b>Kottayam</b>	32125	100%	30058	94%
<b>Kozhikode</b>	55254	100%	51282	93%
<b>Malappuram</b>	53903	100%	50381	93%
<b>Palakkad</b>	48085	100%	44598	93%
<b>Pathanamthitta</b>	25240	100%	22032	87%
<b>Thiruvananthapuram</b>	72954	100%	65993	90%
<b>Thrissur</b>	41897	100%	40052	96%
<b>Wayanad</b>	17017	100%	15881	93%
<b>GrandTotal</b>	<b>571668</b>	<b>100%</b>	<b>525964</b>	<b>92%</b>



TABLE5.Age-Appropriate Group (≥45Years) Coverage as on 10/11/2021 midnight

Age appropriate group (≥45years) Coverage as on 11/11/2021,12AM					
District	Target	1 <sup>st</sup> dose coverage	Percentage	2nd dose	Percentage Fully Vaccinated*
Alappuzha	960001	851474	89%	622009	65%
Ernakulam	1483234	1437837	97%	1109171	75%
Idukki	431545	436620	101%	327303	76%
Kannur	965897	943623	98%	678057	70%
Kasaragod	435487	427532	98%	335431	77%
Kollam	1038759	1038348	100%	737483	71%
Kottayam	896478	818748	91%	583994	65%
Kozhikode	1185845	1158860	98%	802282	68%
Malappuram	1210980	1171523	97%	719727	59%
Palakkad	1051934	963273	92%	660512	63%
Pathanamthitta	575669	587814	102%	479600	83%
Thiruvananthapuram	1366301	1294359	95%	995379	73%
Thrissur	1271199	1226736	97%	903677	71%
Wayanad	298546	303015	101%	257937	86%
<b>Grand Total</b>	<b>13171875</b>	<b>12659762</b>	<b>96%</b>	<b>9212562</b>	<b>70%</b>

\*Among those who took 1<sup>st</sup> Dose

TABLE6.Age-Appropriate Group (18-44Years) Coverage as on 10/11/2021 midnight

18-44 years Coverage as on 11/11/2021 at 12 AM					
District	Target	First Dose		2nd Dose Coverage	Percentage fully vaccinated*
		1st Dose Coverage	Percentage		
Alappuzha	744178	605247	81%	267016	36%
Ernakulam	1470864	1389423	94%	632972	43%
Idukki	437537	388690	89%	157582	36%
Kannur	947964	875338	92%	315569	33%
Kasaragod	556876	452053	81%	191947	34%
Kollam	1054752	842877	80%	325772	31%
Kottayam	665544	594190	89%	272912	41%
Kozhikode	1313678	1088487	83%	340611	26%
Malappuram	1777378	1594569	90%	388818	22%
Palakkad	1088327	959931	88%	324855	30%
Pathanamthitta	460819	409133	89%	191234	41%
Thiruvananthapuram	1309099	1148261	88%	556716	43%
Thrissur	1274465	989634	78%	457522	36%
Wayanad	361152	328863	91%	193546	54%
<b>Grand Total</b>	<b>13462633</b>	<b>11666696</b>	<b>87%</b>	<b>4617072</b>	<b>34%</b>

\*Among those who have taken first dose

TABLE7.Achievement for the day 10/11/2021 midnight

<i>DISTRICT</i>	<i>1<sup>st</sup> Dose</i>	<i>2<sup>nd</sup> Dose</i>	<i>Total</i>
Alappuzha	205	2235	2440
Ernakulam	420	2882	3302
Idukki	124	2423	2547
Kannur	208	3240	3448
Kasaragod	577	5342	5919
Kollam	433	5704	6137
Kottayam	299	4727	5026
Kozhikode	1059	7144	8203
Malappuram	1896	9130	11026
Palakkad	1338	8883	10221
Pathanamthitta	46	270	316
Thiruvananthapuram	314	4091	4405
Thrissur	684	8405	9089
Wayanad	271	3294	3565
<b>Grand Total</b>	<b>7874</b>	<b>67770</b>	<b>75644</b>

\*\* Vaccine stock details couldn't be downloaded from e-VIN portal as the portal is down.

TABLE9.COVID Vaccination related sites

<a href="mailto:support@cowin.gov.in">support@cowin.gov.in</a> <a href="https://www.cowin.gov.in/home">https://www.cowin.gov.in/home</a> <a href="https://dashboard.kerala.gov.in/">https://dashboard.kerala.gov.in/</a> <a href="https://dhs.kerala.gov.in/https://aogyakeralam.gov.in/https://sha.kerala.gov.in/">https://dhs.kerala.gov.in/https://aogyakeralam.gov.in/https://sha.kerala.gov.in/</a>
---

*TABLE 10. COVID Vaccination related Helpline numbers*

<b>National/State/District</b>	<b>Line1</b>	<b>Line2</b>	<b>Line3</b>
National Helpline	1075	+91 1123978046	0120 4473222
Disha	1056	04712552056	
StateCallCenter	04712309251	04712309252	04712309255
Thiruvananthapuram	9188610100	1077	
Kollam	04742797609	8589015556	
Pathanamthitta	04682222515	04682228220	
Alappuzha	04772239999		
Kottayam	04812565200	04812304800	04812581900
Idukki	18004255640	04862232220	04862233118
Ernakulam	9072303861		
Thrissur	9400066921	9400066922	9400066923
Palakkad	04912505264	04912505189	8943341439
Malappuram	04832733253	04832737858	04832733252
Kozhikode	7594001442		
Wayanad	04936202343	04936202375	9072510900
Kannur	04972700194		
Kasargod	9061076590	9061079244	9061078026