



കേരള സർക്കാർ

COVID-19 OUTBREAK CONTROL AND PREVENTION STATE
CELL HEALTH & FAMILY WELFARE DEPARTMENT
Govt of Kerala
www.health.kerala.gov.in

www.dhs.kerala.gov.in

controlroomdhskerala@gmail.com

KeralaHEALTH-COVID-19 DAILY VACCINATION BULLETIN

Date:11/11/2021

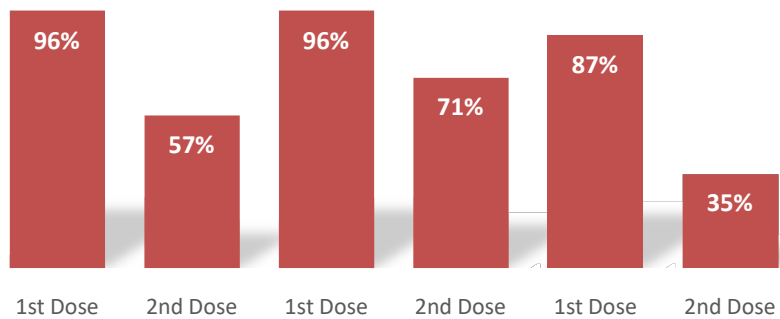
**OUR HEALTH OUR RESPONSIBILITY
VACCINE ADVISORY**

- *People who are vaccinated with Covid Vaccine are reported to have reduced Covid related ICU admissions, serious disease and death.*
- *Early vaccination is useful to safeguard our life from this deadly disease.*
- *Vaccination sessions are planned as per the availability of vaccine. All are requested to cooperate.*
- *After receiving the first dose, second dose of Covishield vaccine is to be taken between 12–16 weeks and second dose of Covaxin between 4-6 weeks.*
- *Covid vaccination is currently available to all above the age of 18.*
- *Vaccination is available free of cost in all Government covid vaccination centers, and at a nominal rate (as per the GoI order F.No.2079203/2021/Immunization) in selected private Hospitals.*
- **ENSURE ALL YOUR ELIGIBLE FAMILY MEMBERS ARE PROTECTED BY RECEIVING ANY OF THE AVAILABLE COVID VACCINE.**
- **“BOTH COVAXIN AND COVISHIELD ARE EQUALLY EFFECTIVE AND SAFE”**
- **“BE FULLY PROTECTED – GET THE SECOND DOSE AT YOUR SCHEDULED TIME”**

ANALYSIS

COVID-19 mass vaccinations are showing signs of preventing illness and steep decline in cases and hospital admissions in countries which done vaccination. Kerala started its vaccination for health care workers from January 16, 2021. The COVID-19 Vaccines Operational Guidelines issued by the Ministry of Health and Family Welfare, Govt. of India, 28th December 2020 and all subsequent Guidelines issued by Ministry of Health and Family Welfare, Govt of India are followed at the sites and all vaccination lanes

Summary of COVID Vaccine Administered as on 11-11-2021 midnight



96% of eligible population vaccinated with a single dose till November 11

96%

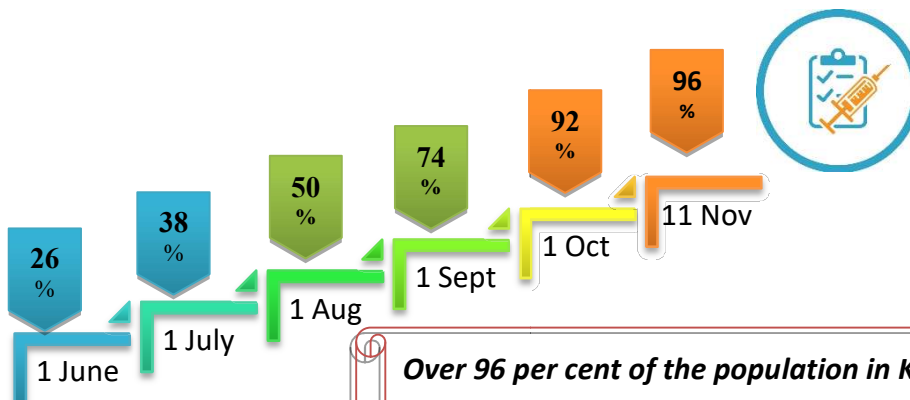
57% of eligible population vaccinated with double dose till November 11

57%

State has vaccinated more than 96% of people aged more than 45 years with a single dose

96%

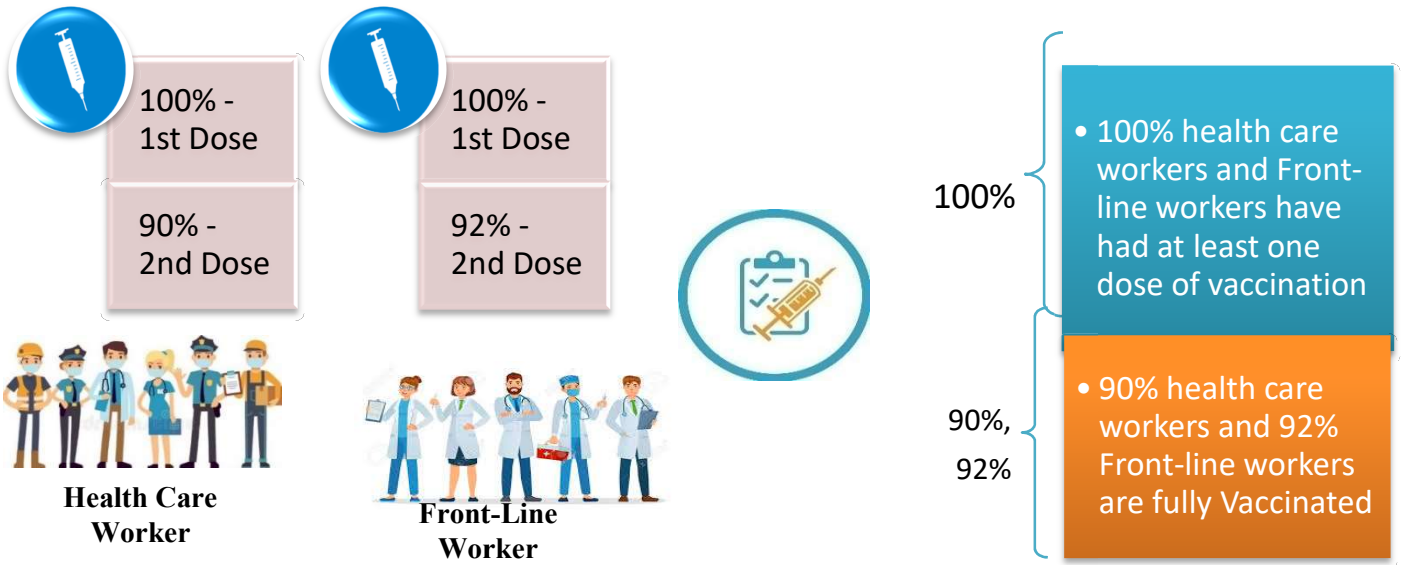
Time Line of Vaccination Coverage



Kerala began administration of COVID 19 Vaccines on 16th January, 2021. As of 11th November 2021, Kerala has administered over 30 million doses overall, including first and second doses of vaccines.

Over 96 per cent of the population in Kerala has been administered the first dose of the Covid-19 vaccine. The state has achieved the target within 299 days since the beginning of the vaccination drive on January 16.

Health Care Workers & Front-line Workers Vaccinated



Are You Vaccinated? You Still Need to Practice: SMS

- Even after vaccination, follow COVID appropriate behavior
- Practice Social Distancing and greet without physical contact
- Always wear clean face mask
- Wash your hands thoroughly and frequently or use hand sanitizer
- Follow the current COVID 19 guidelines to prevent further spread
- Stay Safe. Stay Strong. Get Vaccinated



Even After Getting Vaccinated Keep Taking Precautions to Protect Your Self



The Race Towards Full Vaccination - Weekly Trend

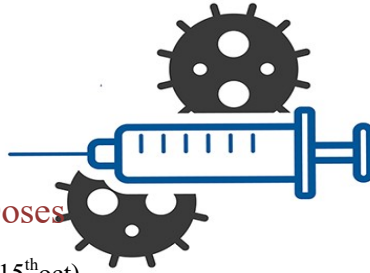
30th Oct – 5th Nov

Kerala Administered over

4.56 Lakh

COVID Vaccine Doses

in the last 7 days (9th Oct to 15th Oct)

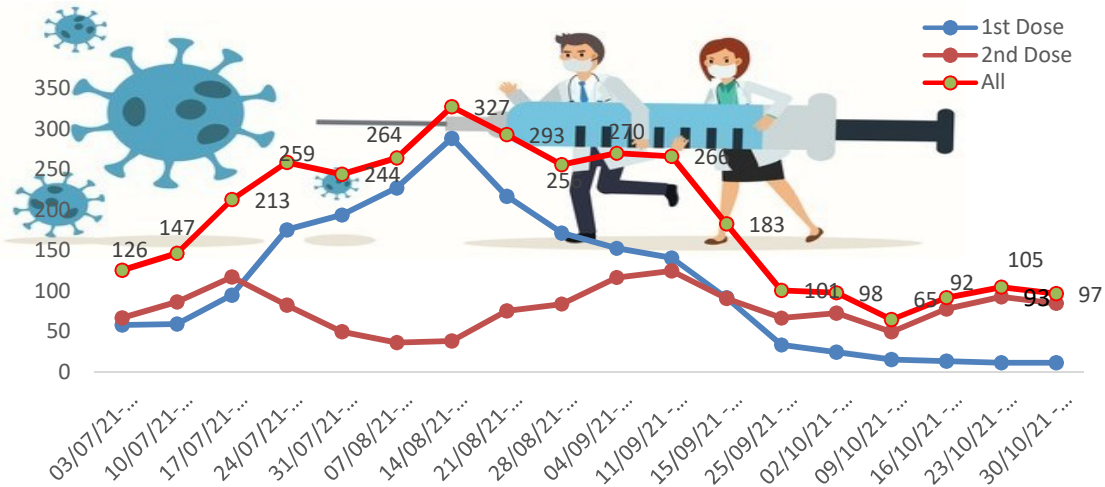


From October 23rd to 29th, on average

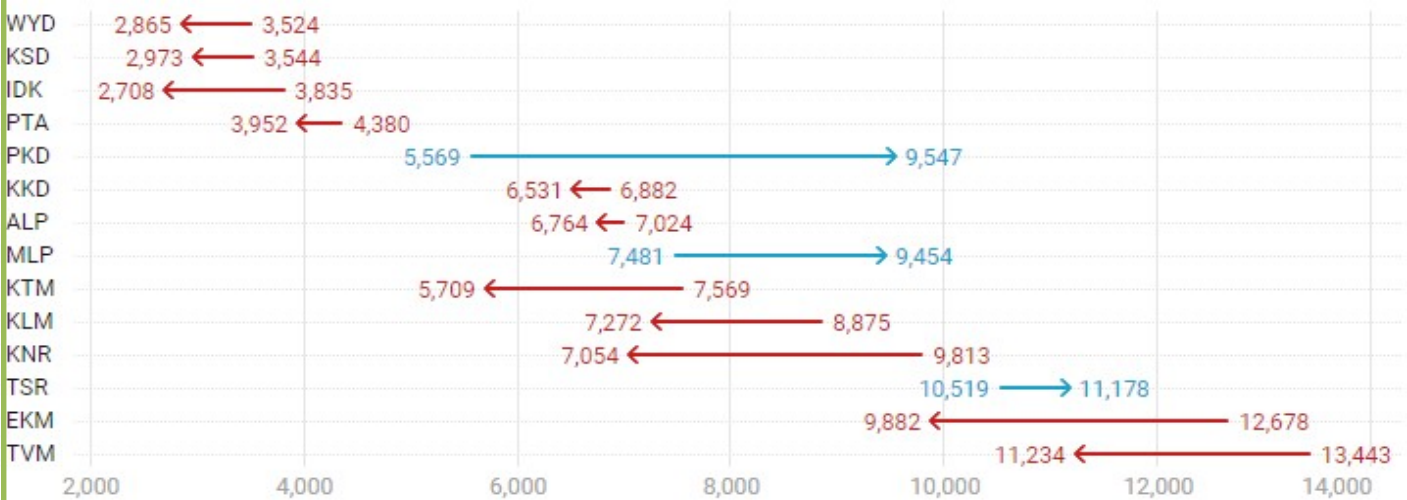
.97lakh

doses were administered daily.

Average Doses Administered Per day per week (in 1000)



Trend in average per day vaccination for the last two weeks



Race Against Time – Vaccination Quarterly Status

(Q1: 16th Jan-Mar, Q2: Apr-June, Q3: July-Sep)

Daily Average Dozes Administered per Quarter

In the first Quarter, only 42201 first dozes and 5324 second dozes were administered daily on average. During the second and third quarters, the daily vaccination of the first and second dozes increased significantly.

Q1 : 16th Jan – Mar

Q2 : Apr - June

Q3 : July - Sep



Vaccination Achievement per Quarter

In the third quarter of the immunization drive, 52% of the eligible population (18 + age) in Kerala were given the first dose and 29% the second dose.

Dose Progression

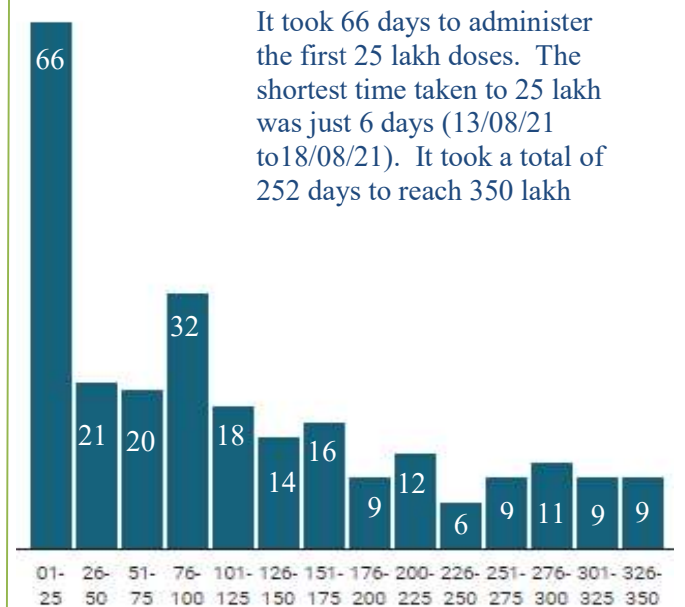
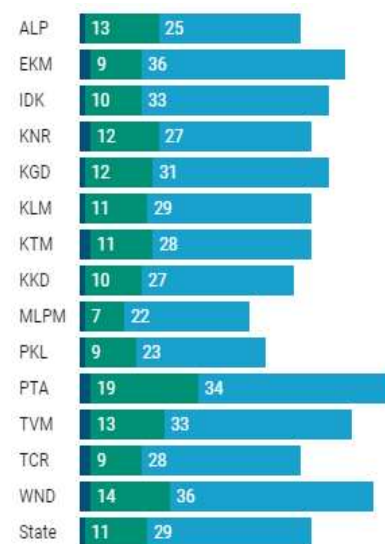
The chart shows the days taken for total COVID-19 Vaccination doses in Kerala to cross every 25 lakh dose mark

■ Q1 ■ Q2 ■ Q3

First Dose



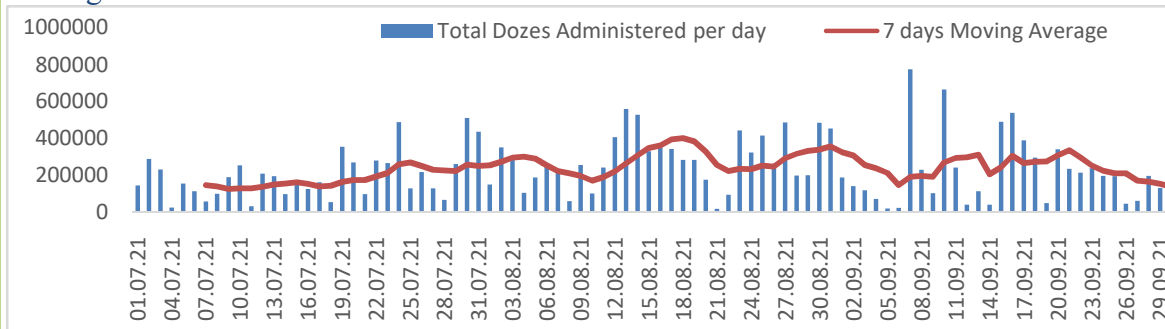
Second Dose



It took 66 days to administer the first 25 lakh doses. The shortest time taken to 25 lakh was just 6 days (13/08/21 to 18/08/21). It took a total of 252 days to reach 350 lakh

Vaccine Administered per Day and 7 days Moving Average in Last Quarter (July -

September) The seven-day moving average of daily doses in the last quarter showed a peak on August 18th and continued to fluctuate thereafter



The average rate of daily vaccination fell between the last two weeks of September compared to the first three weeks. On 20/09/2021 the total doses administered were 3.41 lakh, it declined thereafter and reached up to 1.34 lakh.

- l. Infection or infection rate is only a part and disease manifestation of disease is to be monitored*
- m. Fatality among vaccinated people is very less. Disease severity among vaccinated people is less.*
- n. People with comorbidity should be careful. Once detected covid positive they should get admitted and do not stay at home.*
- o. Death among non-vaccinated people, especially people with comorbidity is because of late arrival in hospitals*
- p. Diabetes and Hypertension together is the most common cause of patient death if they arrive late.*
- q. Vaccinated people, only if symptomatic are advised to consult Doctor.*
- r. Non Vaccinated people, if symptomatic, may do RTPCR test*
- s. Antigen testing is only for emergency purpose*
- t. Non vaccinated people with co-morbidities to do testing by RTPCR and consult doctor*
- u. Repeat RTPCR is not needed among the people who are detected COVID positive in the previous 2 months*
- v. All young person detected positive and at home isolation should do glucose test*

TABLE1.Total Vaccination done in the State as on 11/11/2021 midnight

State Summary till			12/11/2021	at 12 AM		
District	Target	First Dose	Percentage *	Second Dose	Percentage*	Total Doses Administered
Alappuzha	1704179	1525837	90%	972523	57%	2,498,360
Ernakulam	2954098	2970161	101%	1890526	64%	4,860,687
Idukki	869082	862179	99%	524665	60%	1,386,844
Kannur	1913861	1902173	99%	1093032	57%	2,995,205
Kasaragod	992363	916285	92%	565125	57%	1,481,410
Kollam	2093511	1960974	94%	1154283	55%	3,115,257
Kottayam	1562022	1484508	95%	937720	60%	2,422,228
Kozhikode	2499523	2356975	94%	1253561	50%	3,610,536
Malappuram	2988358	2867693	96%	1214104	41%	4,081,797
Palakkad	2140261	2008250	94%	1077097	50%	3,085,347
Pathanamthitta	1036488	1052127	102%	727774	70%	1,779,901
Thiruvananthapuram	2675400	2589193	97%	1685908	63%	4,275,101
Thrissur	2545664	2312311	91%	1476109	58%	3,788,420
Wayanad	659698	663136	101%	484054	73%	1,147,190
Grand Total	26634508	25471802	96%	15056481	57%	40,528,283
*Revised target population(> 18 years) as per MOHFW is 2.67 crores *As per letter from Additional Secretary MOHFW- D O No 2317579/2021/Imm dated 15/09/2021						

TABLE2.Covid-19 Vaccination Center Functional in the State as on 11/11/2021 midnight

DISTRICTS	Public	Private	Total
Alappuzha	87	7	94
Ernakulam	109	52	161
Idukki	40	6	46
Kannur	74	9	83
Kasaragod	46	5	51
Kollam	68	17	85
Kottayam	141	11	152
Kozhikode	46	31	77
Malappuram	99	15	114
Palakkad	101	16	117
Pathanamthitta	62	14	76
Thiruvananthapuram	112	24	136
Thrissur	84	31	115
Wayanad	55	2	57
GrandTotal	1124	240	1364

TABLE3. Health Care Workers Coverage as on 11/11/2021 midnight

<i>DISTRICT</i>	<i>1ST DOSE</i>	<i>Percentage</i>	<i>2ND DOSE</i>	<i>Percentage Fully Vaccinated</i>
Alappuzha	29005	100%	26733	92%
Ernakulam	85538	100%	74256	87%
Idukki	13548	100%	12772	94%
Kannur	40375	100%	36848	91%
Kasaragod	11610	100%	10606	91%
Kollam	36026	100%	33039	92%
Kottayam	38693	100%	35467	92%
Kozhikode	52724	100%	46831	89%
Malappuram	44817	100%	40895	91%
Palakkad	34667	100%	31158	90%
Pathanamthitta	29326	100%	24538	84%
Thiruvananthapuram	73401	100%	64976	89%
Thrissur	51907	100%	48337	93%
Wayanad	13973	100%	13096	94%
GrandTotal	555610	100%	499552	90%

TABLE4. Frontline workers Coverage as on 11/11/2021 midnight

<i>DISTRICT</i>	<i>1ST DOSE</i>	<i>Percentage</i>	<i>2nd DOSE</i>	<i>Percentage Fully Vaccinated</i>
Alappuzha	39111	100%	36120	92%
Ernakulam	54910	100%	49463	90%
Idukki	22984	100%	20832	91%
Kannur	41369	100%	39492	95%
Kasaragod	24611	100%	22126	90%
Kollam	42209	100%	37781	90%
Kottayam	32125	100%	30079	94%
Kozhikode	55254	100%	51320	93%
Malappuram	53903	100%	50398	93%
Palakkad	48085	100%	44621	93%
Pathanamthitta	25241	100%	22051	87%
Thiruvananthapuram	72954	100%	66001	90%
Thrissur	41897	100%	40089	96%
Wayanad	17017	100%	15883	93%
GrandTotal	571670	100%	526256	92%

TABLE5.Age-Appropriate Group (≥45Years) Coverage as on 11/11/2021 midnight

Age appropriate group (≥45years) Coverage as on 11/11/2021,12 AM					
District	Target	1 st dose coverage	Percentage	2nd dose	Percentage Fully Vaccinated*
Alappuzha	960001	851816	89%	631067	66%
Ernakulam	1483234	1438377	97%	1117597	75%
Idukki	431545	436688	101%	329241	76%
Kannur	965897	944015	98%	686729	71%
Kasaragod	435487	427614	98%	336405	77%
Kollam	1038759	1038819	100%	746096	72%
Kottayam	896478	818989	91%	591710	66%
Kozhikode	1185845	1159270	98%	808330	68%
Malappuram	1210980	1172108	97%	725921	60%
Palakkad	1051934	963780	92%	668599	64%
Pathanamthitta	575669	587949	102%	482149	84%
Thiruvananthapuram	1366301	1294441	95%	996626	73%
Thrissur	1271199	1227374	97%	916289	72%
Wayanad	298546	303051	102%	258455	87%
Grand Total	13171875	12664291	96%	9295214	71%

*Among those who took 1stDose

TABLE6.Age-Appropriate Group (18-44Years) Coverage as on 11/11/2021 midnight

18-44 years Coverage as on 11/11/2021 at 12 AM					
District	Target	First Dose		2nd Dose Coverage	Percentage fully vaccinated*
		1st Dose Coverage	Percentage		
Alappuzha	744178	605905	81%	278603	37%
Ernakulam	1470864	1391336	95%	649210	44%
Idukki	437537	388959	89%	161820	37%
Kannur	947964	876414	92%	329963	35%
Kasaragod	556876	452450	81%	195988	35%
Kollam	1054752	843920	80%	337367	32%
Kottayam	665544	594701	89%	280464	42%
Kozhikode	1313678	1089727	83%	347080	26%
Malappuram	1777378	1596865	90%	396890	22%
Palakkad	1088327	961718	88%	332719	31%
Pathanamthitta	460819	409611	89%	199036	43%
Thiruvananthapuram	1309099	1148397	88%	558305	43%
Thrissur	1274465	991133	78%	471394	37%
Wayanad	361152	329095	91%	196620	54%
Grand Total	13462633	11680231	87%	4735459	35%

*Among those who have taken first dose

TABLE7.Achievement for the day 11/11/2021 midnight

<i>DISTRICT</i>	<i>1st Dose</i>	<i>2nd Dose</i>	<i>Total</i>
Alappuzha	1001	20681	21682
Ernakulam	2453	24757	27210
Idukki	337	6179	6516
Kannur	1458	22782	24240
Kasaragod	479	5014	5493
Kollam	1514	20239	21753
Kottayam	752	15315	16067
Kozhikode	1649	12567	14216
Malappuram	2856	14179	17035
Palakkad	2286	15865	18151
Pathanamthitta	614	10382	10996
Thiruvananthapuram	218	2849	3067
Thrissur	2134	26507	28641
Wayanad	268	3599	3867
Grand Total	18019	200915	218934

** Vaccine stock details couldn't be downloaded from e-VIN portal as the portal is down.

TABLE9.COVID Vaccination related sites

support@cowin.gov.in https://www.cowin.gov.in/home https://dashboard.kerala.gov.in/ https://dhs.kerala.gov.in/https://aogyakeralam.gov.in/https://sha.kerala.gov.in/

TABLE 10. COVID Vaccination related Helpline numbers

National/State/District	Line1	Line2	Line3
National Helpline	1075	+91 1123978046	0120 4473222
Disha	1056	04712552056	
StateCallCenter	04712309251	04712309252	04712309255
Thiruvananthapuram	9188610100	1077	
Kollam	04742797609	8589015556	
Pathanamthitta	04682222515	04682228220	
Alappuzha	04772239999		
Kottayam	04812565200	04812304800	04812581900
Idukki	18004255640	04862232220	04862233118
Ernakulam	9072303861		
Thrissur	9400066921	9400066922	9400066923
Palakkad	04912505264	04912505189	8943341439
Malappuram	04832733253	04832737858	04832733252
Kozhikode	7594001442		
Wayanad	04936202343	04936202375	9072510900
Kannur	04972700194		
Kasargod	9061076590	9061079244	9061078026