



കേരള സർക്കാർ

COVID-19 OUTBREAK CONTROL AND PREVENTION STATE
CELL HEALTH & FAMILY WELFARE DEPARTMENT
Govt of Kerala
www.health.kerala.gov.in

www.dhs.kerala.gov.in

controlroomdhskerala@gmail.com

KeralaHEALTH-COVID-19 DAILY VACCINATION BULLETIN

Date:13/11/2021

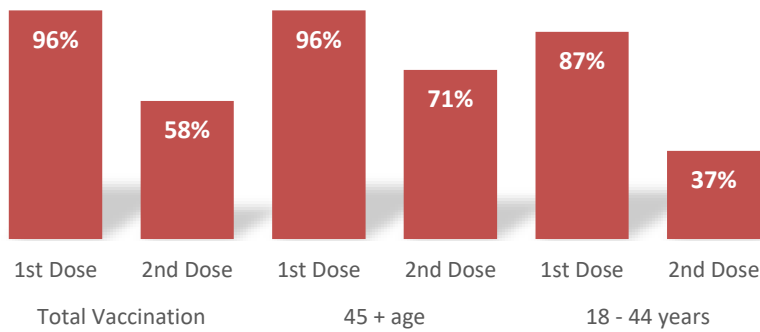
**OUR HEALTH OUR RESPONSIBILITY
VACCINE ADVISORY**

- *People who are vaccinated with Covid Vaccine are reported to have reduced Covid related ICU admissions, serious disease and death.*
- *Early vaccination is useful to safeguard our life from this deadly disease.*
- *Vaccination sessions are planned as per the availability of vaccine. All are requested to cooperate.*
- *After receiving the first dose, second dose of Covishield vaccine is to be taken between 12–16 weeks and second dose of Covaxin between 4-6 weeks.*
- *Covid vaccination is currently available to all above the age of 18.*
- *Vaccination is available free of cost in all Government covid vaccination centers, and at a nominal rate (as per the GoI order F.No.2079203/2021/Immunization) in selected private Hospitals.*
- **ENSURE ALL YOUR ELIGIBLE FAMILY MEMBERS ARE PROTECTED BY RECEIVING ANY OF THE AVAILABLE COVID VACCINE.**
- **“BOTH COVAXIN AND COVISHIELD ARE EQUALLY EFFECTIVE AND SAFE”**
- **“BE FULLY PROTECTED – GET THE SECOND DOSE AT YOUR SCHEDULED TIME”**

ANALYSIS

COVID-19 mass vaccinations are showing signs of preventing illness and steep decline in cases and hospital admissions in countries which done vaccination. Kerala started its vaccination for health care workers from January 16, 2021. The COVID-19 Vaccines Operational Guidelines issued by the Ministry of Health and Family Welfare, Govt. of India, 28th December 2020 and all subsequent Guidelines issued by Ministry of Health and Family Welfare, Govt of India are followed at the sites and all vaccination lanes

Summary of COVID Vaccine Administered as on 13-11-2021 midnight



96% of eligible population vaccinated with a single dose till November 13


96%

58% of eligible population vaccinated with double dose till November 13

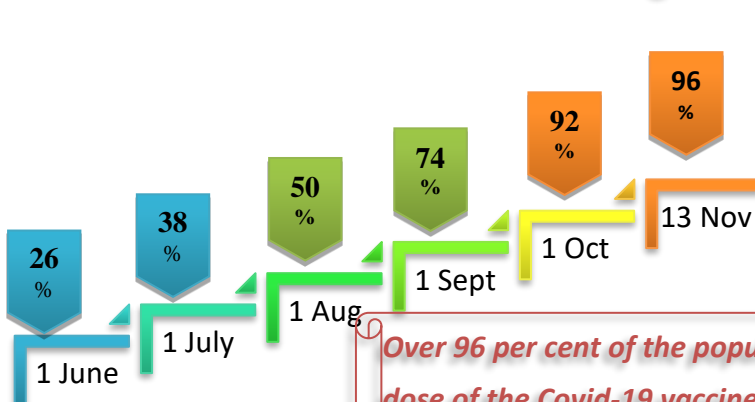
58%

State has vaccinated more than 96% of people aged more than 45 years with a single dose

96%



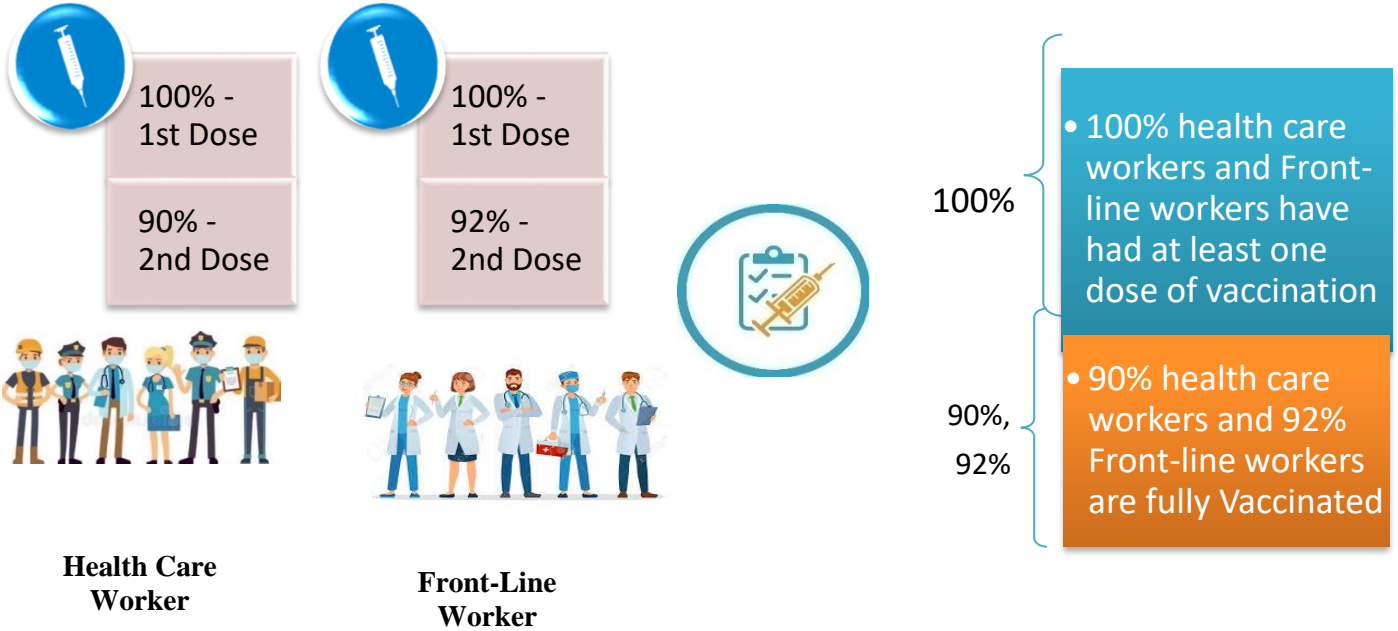
Time Line of Vaccination Coverage



Kerala began administration of COVID 19 Vaccines on 16th January, 2021. As of 13th November 2021, Kerala has administered over 30 million doses overall, including first and second doses of vaccines.


Over 96 per cent of the population in Kerala has been administered the first dose of the Covid-19 vaccine. The state has achieved the target within 301 days since the beginning of the vaccination drive on January 16.

Health Care Workers & Front-line Workers Vaccinated



Are You Vaccinated? You Still Need to Practice:

- Even after vaccination, follow COVID appropriate behavior
- Practice Social Distancing and greet without physical contact
- Always wear clean face mask
- Wash your hands thoroughly and frequently or use hand sanitizer
- Follow the current COVID 19 guidelines to prevent further spread
- Stay Safe. Stay Strong. Get Vaccinated



Even After Getting Vaccinated Keep Taking Precautions to Protect Your Self



The Race Towards Full Vaccination - Weekly Trend

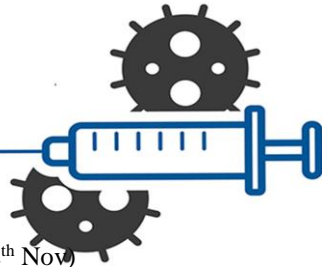
6th Nov – 12th Nov

Kerala Administered over

9.51 Lakh

COVID Vaccine Doses

in the last 7 days (6th Nov to 12th Nov)

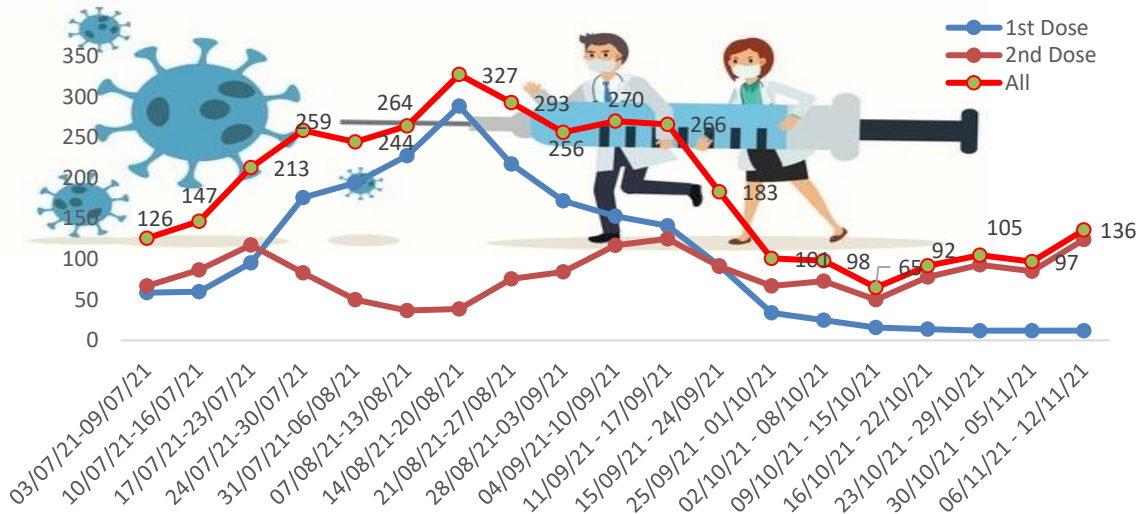


From 6th Nov to 12th Nov, on average

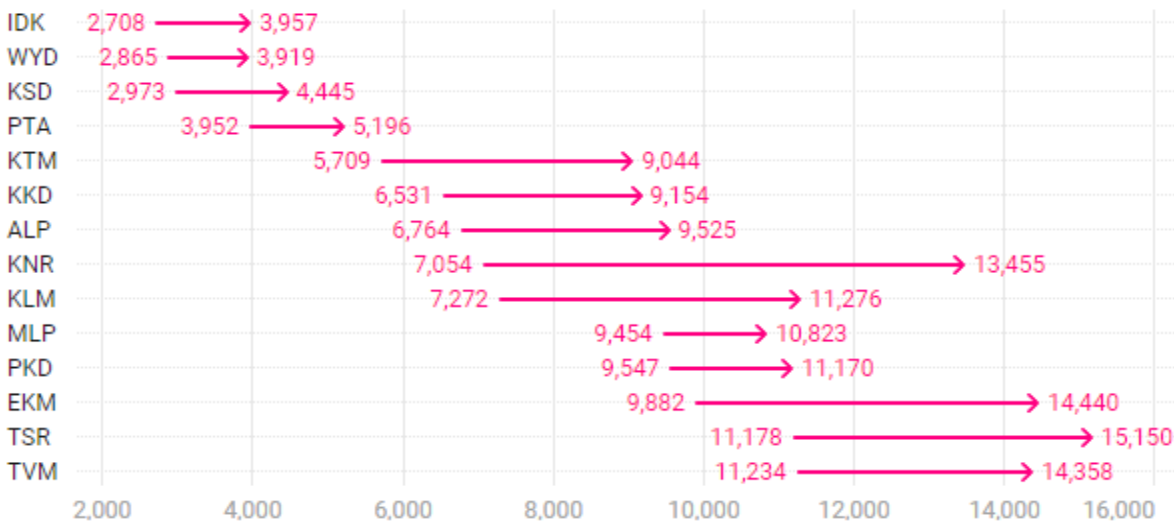
1.36 lakh

doses were administered daily.

Average Doses Administered Per day per week (in 1000)



Trend in average per day vaccination for the last two weeks



Race Against Time – Vaccination Quarterly Status

(Q1:16th Jan-Mar, Q2: Apr-June, Q3: July-Sep)

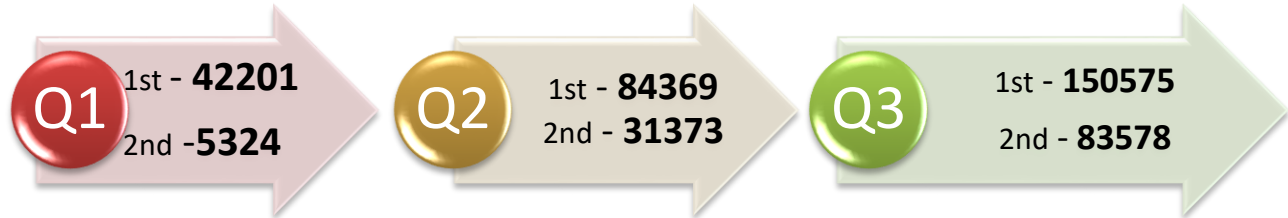
Daily Average Dozes Administered per Quarter

In the first Quarter, only 42201 first dozes and 5324 second dozes were administered daily on average. During the second and third quarters, the daily vaccination of the first and second dozes increased significantly.

Q1 : 16th Jan – Mar

Q2 : Apr - June

Q3 : July - Sep

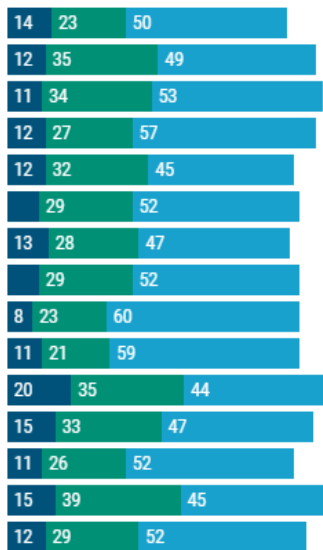


Vaccination Achievement per Quarter

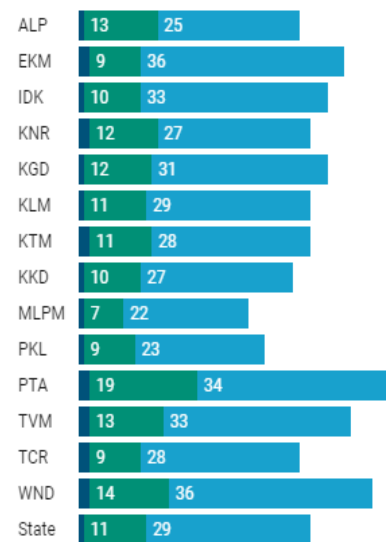
In the third quarter of the immunization drive, 52% of the eligible population (18 + age) in Kerala were given the first dose and 29% the second dose.

■ Q1 ■ Q2 ■ Q3

First Dose

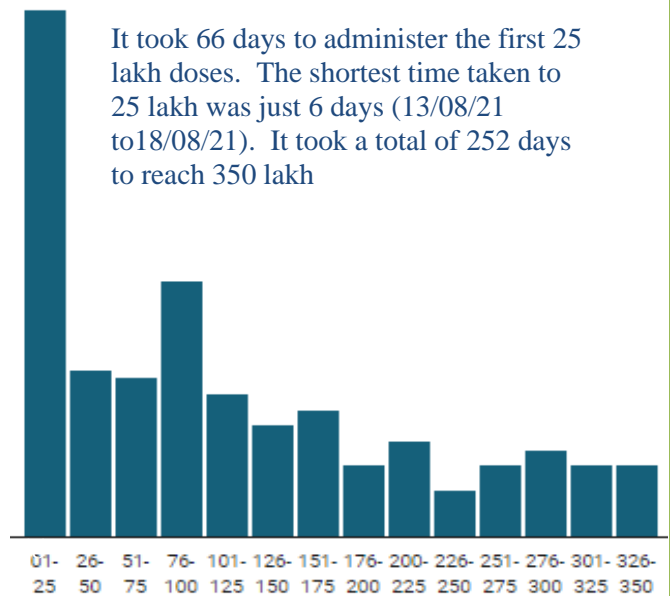


Second Dose



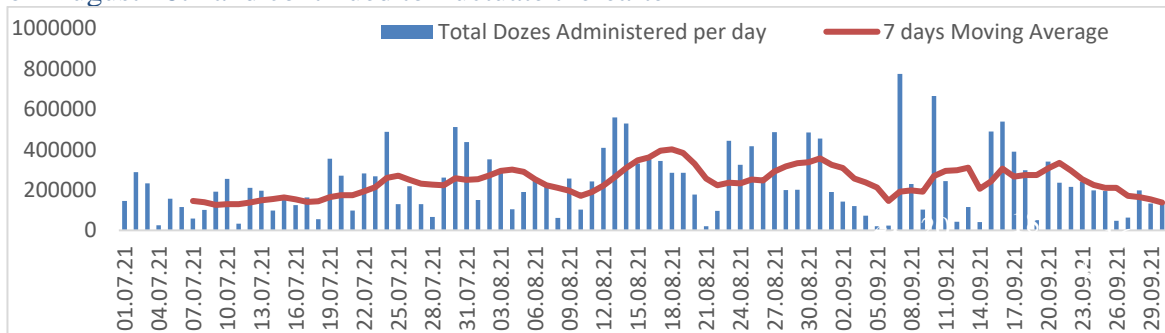
Dose Progression

The chart shows the days taken for total COVID-19 Vaccination doses in Kerala to cross every 25 lakh dose mark



Vaccine Administered per Day and 7 days Moving Average in Last Quarter (July -

September) The seven-day moving average of daily doses in the last quarter showed a peak on August 18th and continued to fluctuate thereafter



The average rate of daily vaccination fell between the last two weeks of September compared to the first three weeks. On 20/09/2021 the total doses administered were 3.41 lakh, it declined thereafter and reached up to 1.34 lakh.

Important Message to the Public

- a. *Infection or infection rate is only a part and disease manifestation of disease is to be monitored*
- b. *Fatality among vaccinated people is very less. Disease severity among vaccinated people is less.*
- c. *People with comorbidity should be careful. Once detected covid positive they should get admitted and do not stay at home.*
- d. *Death among non-vaccinated people, especially people with comorbidity is because of late arrival in hospitals*
- e. *Diabetes and Hypertension together is the most common cause of patient death if they arrive late.*
- f. *Vaccinated people, only if symptomatic are advised to consult Doctor.*
- g. *Non Vaccinated people, if symptomatic, may do RTPCR test*
- h. *Antigen testing is only for emergency purpose*
- i. *Non vaccinated people with co-morbidities to do testing by RTPCR and consult doctor*
- j. *Repeat RTPCR is not needed among the people who are detected COVID positive in the previous 2 months*
- k. *All young person detected positive and at home isolation should do glucose test*

TABLE1.Total Vaccination done in the State as on 13/11/2021 midnight

State Summary till			14/11/2021	at 12 AM		
District	Target	First Dose	Percentage *	Second Dose	Percentage*	Total Doses Administered
Alappuzha	1704179	1527130	90%	995608	58%	2,522,738
Ernakulam	2954098	2973113	101%	1919663	65%	4,892,776
Idukki	869082	862621	99%	532331	61%	1,394,952
Kannur	1913861	1903699	99%	1118861	58%	3,022,560
Kasaragod	992363	917178	92%	575452	58%	1,492,630
Kollam	2093511	1962785	94%	1179820	56%	3,142,605
Kottayam	1562022	1485581	95%	956318	61%	2,441,899
Kozhikode	2499523	2360369	94%	1283410	51%	3,643,779
Malappuram	2988358	2870295	96%	1228798	41%	4,099,093
Palakkad	2140261	2010201	94%	1092429	51%	3,102,630
Pathanamthitta	1036488	1052799	102%	736999	71%	1,789,798
Thiruvananthapuram	2675400	2592177	97%	1731760	65%	4,323,937
Thrissur	2545664	2314532	91%	1503239	59%	3,817,771
Wayanad	659698	663593	101%	489951	74%	1,153,544
Grand Total	26634508	25496073	96%	15344639	58%	40,840,712
*Revised target population(> 18 years) as per MOHFW is 2.67 crores *As per letter from Additional Secretary MOHFW- D O No 2317579/2021/Imm dated 15/09/2021						

TABLE2.Covid-19 Vaccination Center Functional in the State as on 13/11/2021 midnight

DISTRICTS	Public	Private	Total
Alappuzha	85	8	93
Ernakulam	10	56	66
Idukki	13	7	20
Kannur	7	9	16
Kasaragod	33	5	38
Kollam	27	17	44
Kottayam	34	18	52
Kozhikode	89	31	120
Malappuram	30	13	43
Palakkad	100	16	116
Pathanamthitta	62	14	76
Thiruvananthapuram	8	33	41
Thrissur	18	31	49
Wayanad	1	2	3
GrandTotal	517	260	777

TABLE3. Health Care Workers Coverage as on 13/11/2021 midnight

<i>DISTRICT</i>	<i>1ST DOSE</i>	<i>Percentage</i>	<i>2ND DOSE</i>	<i>Percentage Fully Vaccinated</i>
Alappuzha	29005	100%	26752	92%
Ernakulam	85538	100%	74311	87%
Idukki	13548	100%	12780	94%
Kannur	40375	100%	36866	91%
Kasaragod	11610	100%	10615	91%
Kollam	36026	100%	33064	92%
Kottayam	38693	100%	35498	92%
Kozhikode	52725	100%	46899	89%
Malappuram	44817	100%	40923	91%
Palakkad	34667	100%	31175	90%
Pathanamthitta	29326	100%	24566	84%
Thiruvananthapuram	73401	100%	65061	89%
Thrissur	51907	100%	48361	93%
Wayanad	13973	100%	13098	94%
GrandTotal	555611	100%	499969	90%

TABLE4. Frontline workers Coverage as on 13/11/2021 midnight

<i>DISTRICT</i>	<i>1ST DOSE</i>	<i>Percentage</i>	<i>2nd DOSE</i>	<i>Percentage Fully Vaccinated</i>
Alappuzha	39111	100%	36172	92%
Ernakulam	54910	100%	49497	90%
Idukki	22984	100%	20852	91%
Kannur	41369	100%	39505	95%
Kasaragod	24611	100%	22141	90%
Kollam	42209	100%	37842	90%
Kottayam	32125	100%	30113	94%
Kozhikode	55254	100%	51392	93%
Malappuram	53903	100%	50425	94%
Palakkad	48085	100%	44644	93%
Pathanamthitta	25241	100%	22076	87%
Thiruvananthapuram	72955	100%	66117	91%
Thrissur	41897	100%	40116	96%
Wayanad	17017	100%	15889	93%
GrandTotal	571671	100%	526781	92%

TABLE5.Age-Appropriate Group (≥45Years) Coverage as on 13/11/2021 midnight

Age appropriate group (≥45years) Coverage as on 14/11/2021,12 AM					
District	Target	1 st dose coverage	Percentage	2nd dose	Percentage Fully Vaccinated*
Alappuzha	960001	852256	89%	640948	67%
Ernakulam	1483234	1438963	97%	1126417	76%
Idukki	431545	436796	101%	331399	77%
Kannur	965897	944419	98%	696101	72%
Kasaragod	435487	427721	98%	338066	78%
Kollam	1038759	1039283	100%	755791	73%
Kottayam	896478	819319	91%	599698	67%
Kozhikode	1185845	1160025	98%	822309	69%
Malappuram	1210980	1172572	97%	730868	60%
Palakkad	1051934	964252	92%	675958	64%
Pathanamthitta	575669	588084	102%	484237	84%
Thiruvananthapuram	1366301	1295240	95%	1010820	74%
Thrissur	1271199	1228029	97%	927877	73%
Wayanad	298546	303099	102%	259358	87%
Grand Total	13171875	12670058	96%	9399847	71%

*Among those who took 1stDose

TABLE6.Age-Appropriate Group (18-44Years) Coverage as on 13/11/2021 midnight

18-44 years Coverage as on 14/11/2021 at 12 AM					
District	Target	First Dose		2nd Dose	Percentage fully vaccinated*
		1st Dose Coverage	Percentage	Coverage	
Alappuzha	744178	606758	82%	291736	39%
Ernakulam	1470864	1393702	95%	669438	46%
Idukki	437537	389293	89%	167300	38%
Kannur	947964	877536	93%	346389	37%
Kasaragod	556876	453236	81%	204630	37%
Kollam	1054752	845267	80%	353123	33%
Kottayam	665544	595444	89%	291009	44%
Kozhikode	1313678	1092365	83%	362810	28%
Malappuram	1777378	1599003	90%	406582	23%
Palakkad	1088327	963197	89%	340652	31%
Pathanamthitta	460819	410148	89%	206120	45%
Thiruvananthapuram	1309099	1150581	88%	589762	45%
Thrissur	1274465	992699	78%	486885	38%
Wayanad	361152	329504	91%	201606	56%
Grand Total	13462633	11698733	87%	4918042	37%

*Among those who have taken first dose

TABLE7.Achievement for the day 13/11/2021 midnight

<i>DISTRICT</i>	<i>1st Dose</i>	<i>2nd Dose</i>	<i>Total</i>
Alappuzha	920	17619	18539
Ernakulam	555	5048	5603
Idukki	87	2467	2554
Kannur	180	3762	3942
Kasaragod	462	5452	5914
Kollam	483	6764	7247
Kottayam	331	5488	5819
Kozhikode	1588	15326	16914
Malappuram	687	5257	5944
Palakkad	85	924	1009
Pathanamthitta	14	549	563
Thiruvananthapuram	235	3126	3361
Thrissur	657	7200	7857
Wayanad	96	945	1041
Grand Total	6380	79927	86307

** Vaccine stock details couldn't be downloaded from e-VIN portal as the portal is down.

TABLE9.COVID Vaccination related sites

support@cowin.gov.in https://www.cowin.gov.in/home https://dashboard.kerala.gov.in/ https://dhs.kerala.gov.in/https://aogyakeralam.gov.in/https://sha.kerala.gov.in/

TABLE 10. COVID Vaccination related Helpline numbers

National/State/District	Line1	Line2	Line3
National Helpline	1075	+91 1123978046	0120 4473222
Disha	1056	04712552056	
StateCallCenter	04712309251	04712309252	04712309255
Thiruvananthapuram	9188610100	1077	
Kollam	04742797609	8589015556	
Pathanamthitta	04682222515	04682228220	
Alappuzha	04772239999		
Kottayam	04812565200	04812304800	04812581900
Idukki	18004255640	04862232220	04862233118
Ernakulam	9072303861		
Thrissur	9400066921	9400066922	9400066923
Palakkad	04912505264	04912505189	8943341439
Malappuram	04832733253	04832737858	04832733252
Kozhikode	7594001442		
Wayanad	04936202343	04936202375	9072510900
Kannur	04972700194		
Kasargod	9061076590	9061079244	9061078026