



കേരള സർക്കാർ

COVID-19 OUTBREAK CONTROL AND PREVENTION STATE  
CELL HEALTH & FAMILY WELFARE DEPARTMENT  
Govt of Kerala  
[www.health.kerala.gov.in](http://www.health.kerala.gov.in)

[www.dhs.kerala.gov.in](http://www.dhs.kerala.gov.in)

[controlroomdhskerala@gmail.com](mailto:controlroomdhskerala@gmail.com)

**KeralaHEALTH-COVID-19 DAILY VACCINATION BULLETIN**

**Date:15/11/2021**

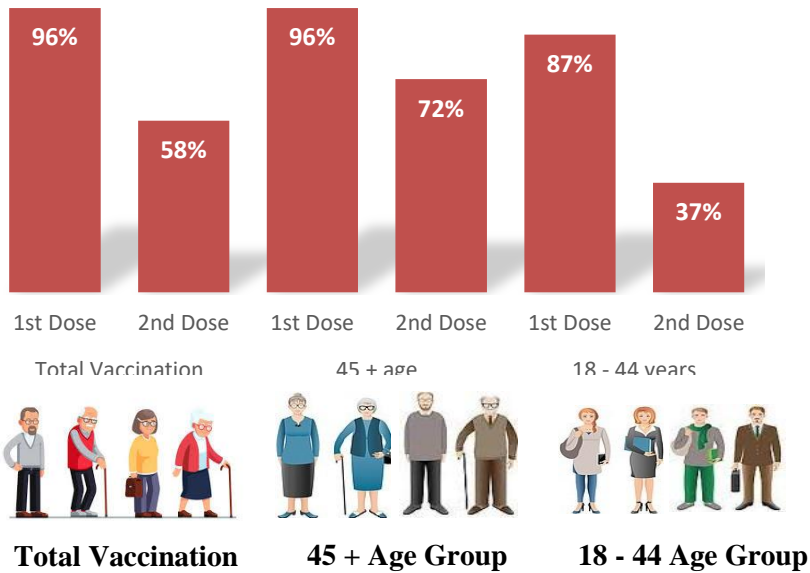
**OUR HEALTH OUR RESPONSIBILITY  
VACCINE ADVISORY**

- *People who are vaccinated with Covid Vaccine are reported to have reduced Covid related ICU admissions, serious disease and death.*
- *Early vaccination is useful to safeguard our life from this deadly disease.*
- *Vaccination sessions are planned as per the availability of vaccine. All are requested to cooperate.*
- *After receiving the first dose, second dose of Covishield vaccine is to be taken between 12–16 weeks and second dose of Covaxin between 4–6 weeks.*
- *Covid vaccination is currently available to all above the age of 18.*
- *Vaccination is available free of cost in all Government covid vaccination centers, and at a nominal rate (as per the GoI order F.No.2079203/2021/Immunization) in selected private Hospitals.*
- **ENSURE ALL YOUR ELIGIBLE FAMILY MEMBERS ARE PROTECTED BY RECEIVING ANY OF THE AVAILABLE COVID VACCINE.**
- **“BOTH COVAXIN AND COVISHIELD ARE EQUALLY EFFECTIVE AND SAFE”**
- **“BE FULLY PROTECTED – GET THE SECOND DOSE AT YOUR SCHEDULED TIME”**

## ANALYSIS

COVID-19 mass vaccinations are showing signs of preventing illness and steep decline in cases and hospital admissions in countries which done vaccination. Kerala started its vaccination for health care workers from January 16, 2021. The COVID-19 Vaccines Operational Guidelines issued by the Ministry of Health and Family Welfare, Govt. of India, 28th December 2020 and all subsequent Guidelines issued by Ministry of Health and Family Welfare, Govt of India are followed at the sites and all vaccination lanes

### Summary of COVID Vaccine Administered as on 15-11-2021 midnight

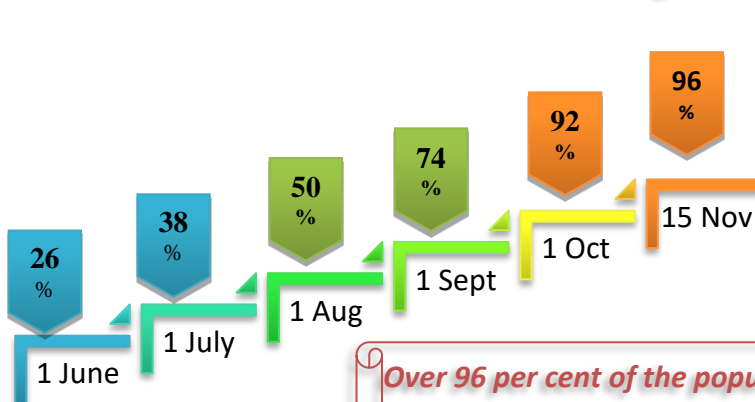


96% of eligible population vaccinated with a single dose till November 15

58% of eligible population vaccinated with double dose till November 15

State has vaccinated more than 96% of people aged more than 45 years with a single dose

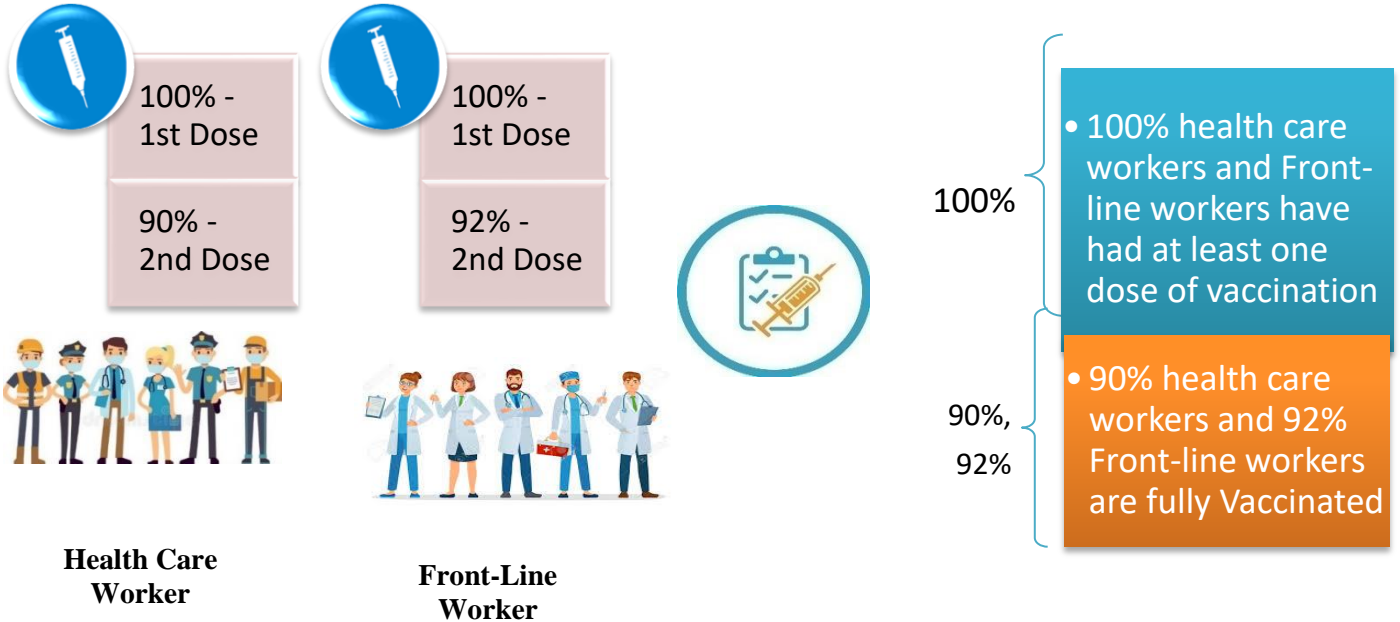
### Time Line of Vaccination Coverage



Kerala began administration of COVID 19 Vaccines on 16<sup>th</sup> January, 2021. As of 15<sup>th</sup> November 2021, Kerala has administered over 30 million doses overall, including first and second doses of vaccines.


Over 96 per cent of the population in Kerala has been administered the first dose of the Covid-19 vaccine. The state has achieved the target within 303 days since the beginning of the vaccination drive on January 16.

# Health Care Workers & Front-line Workers Vaccinated



## Are You Vaccinated? You Still Need to Practice:

- Even after vaccination, follow COVID appropriate behavior
- Practice Social Distancing and greet without physical contact
- Always wear clean face mask
- Wash your hands thoroughly and frequently or use hand sanitizer
- Follow the current COVID 19 guidelines to prevent further spread
- Stay Safe. Stay Strong. Get Vaccinated



Even After Getting Vaccinated Keep Taking Precautions to Protect Your Self



# The Race Towards Full Vaccination - Weekly Trend

6<sup>th</sup> Nov – 12<sup>th</sup> Nov

Kerala Administered over

# 9.51 Lakh

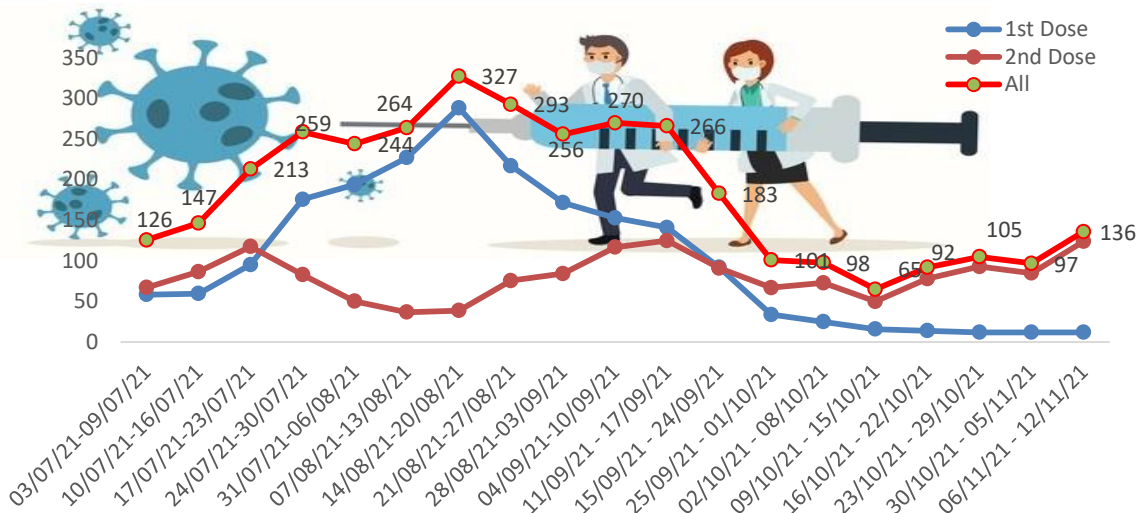
COVID Vaccine Doses  
in the last 7 days (6<sup>th</sup> Nov to 12<sup>th</sup> Nov)

From 6<sup>th</sup> Nov to 12<sup>th</sup> Nov, on average

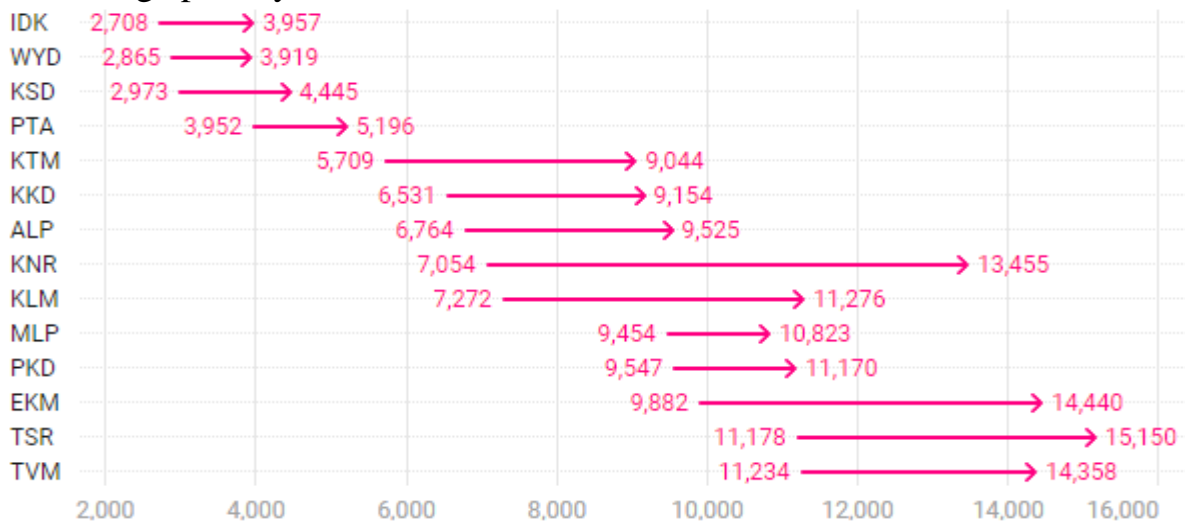
# 1.36 lakh

doses were administered daily.

Average Doses Administered Per day per week (in 1000)



Trend in average per day vaccination for the last two weeks



# Race Against Time – Vaccination Quarterly Status

(Q1:16<sup>th</sup> Jan-Mar, Q2: Apr-June, Q3: July-Sep)

## Daily Average Dozes Administered per Quarter

In the first Quarter, only 42201 first dozes and 5324 second dozes were administered daily on average. During the second and third quarters, the daily vaccination of the first and second dozes increased significantly.

Q1 : 16<sup>th</sup> Jan – Mar

Q2 : Apr - June

Q3 : July - Sep



## Vaccination Achievement per Quarter

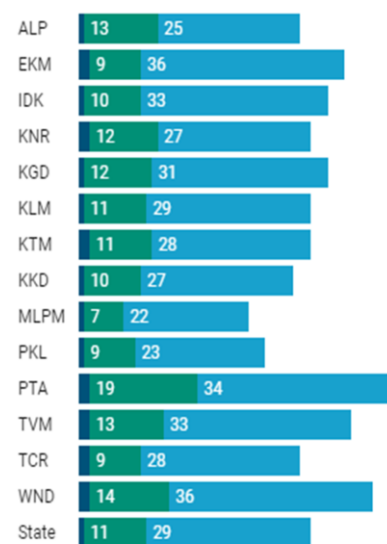
In the third quarter of the immunization drive, 52% of the eligible population (18 + age) in Kerala were given the first dose and 29% the second dose.

■ Q1 ■ Q2 ■ Q3

### First Dose

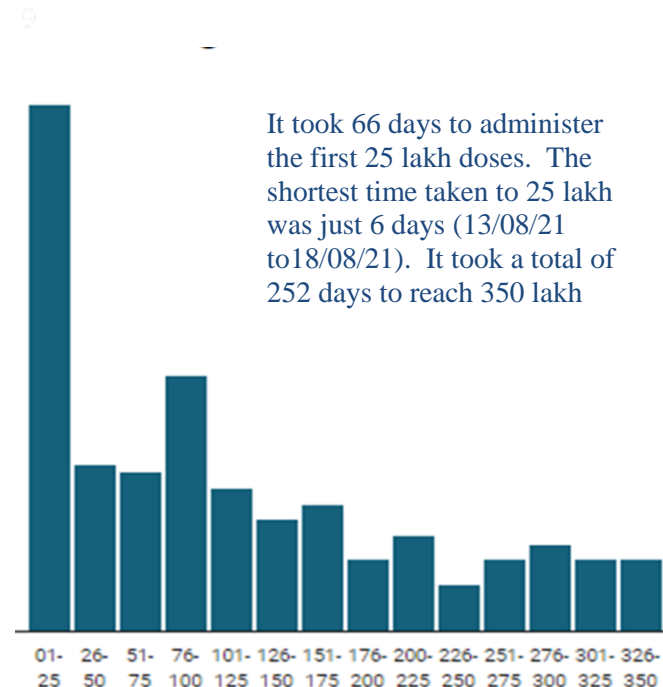


### Second Dose



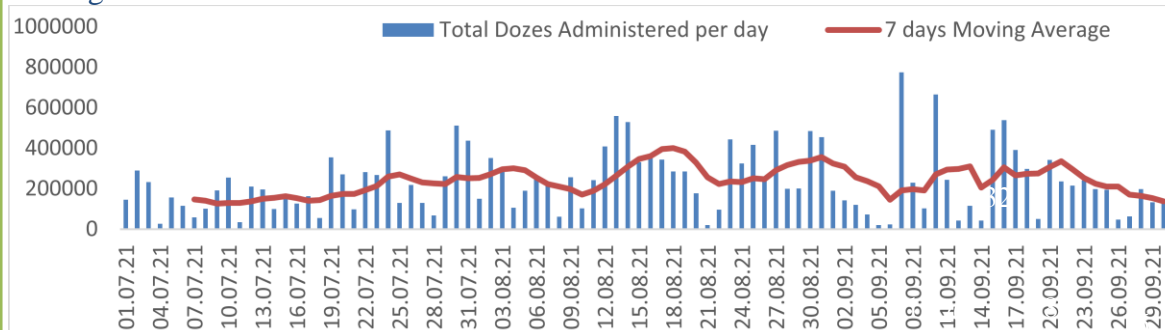
## Dose Progression

The chart shows the days taken for total COVID-19 Vaccination doses in Kerala to cross every 25 lakh dose mark



## Vaccine Administered per Day and 7 days Moving Average in Last Quarter (July -

September) The seven-day moving average of daily doses in the last quarter showed a peak on August 18th and continued to fluctuate thereafter



The average rate of daily vaccination fell between the last two weeks of September compared to the first three weeks. On 20/09/2021 the total doses administered were 3.41 lakh, it declined thereafter and reached up to 1.34 lakh.

## Important Message to the Public

- a. *Infection or infection rate is only a part and disease manifestation of disease is to be monitored*
- b. *Fatality among vaccinated people is very less. Disease severity among vaccinated people is less.*
- c. *People with comorbidity should be careful. Once detected covid positive they should get admitted and do not stay at home.*
- d. *Death among non-vaccinated people, especially people with comorbidity is because of late arrival in hospitals*
- e. *Diabetes and Hypertension together is the most common cause of patient death if they arrive late.*
- f. *Vaccinated people, only if symptomatic are advised to consult Doctor.*
- g. *Non Vaccinated people, if symptomatic, may do RTPCR test*
- h. *Antigen testing is only for emergency purpose*
- i. *Non vaccinated people with co-morbidities to do testing by RTPCR and consult doctor*
- j. *Repeat RTPCR is not needed among the people who are detected COVID positive in the previous 2 months*
- k. *All young person detected positive and at home isolation should do glucose test*

TABLE1.Total Vaccination done in the State as on 15/11/2021 midnight

State Summary till			16/11/2021	at 12 AM		
District	Target	First Dose	Percentage *	Second Dose	Percentage*	Total Doses Administered
Alappuzha	1704179	1528215	90%	1014343	60%	25,42,558
Ernakulam	2954098	2975116	101%	1935598	66%	49,10,714
Idukki	869082	863117	99%	540891	62%	14,04,008
Kannur	1913861	1904559	100%	1135663	59%	30,40,222
Kasaragod	992363	918110	93%	585776	59%	15,03,886
Kollam	2093511	1964103	94%	1197357	57%	31,61,460
Kottayam	1562022	1486949	95%	975564	62%	24,62,513
Kozhikode	2499523	2361898	94%	1297586	52%	36,59,484
Malappuram	2988358	2875048	96%	1255138	42%	41,30,186
Palakkad	2140261	2011957	94%	1105104	52%	31,17,061
Pathanamthitta	1036488	1052823	102%	737344	71%	17,90,167
Thiruvananthapuram	2675400	2592738	97%	1738479	65%	43,31,217
Thrissur	2545664	2316049	91%	1521045	60%	38,37,094
Wayanad	659698	663987	101%	494549	75%	11,58,536
<b>Grand Total</b>	<b>26634508</b>	<b>25514669</b>	<b>96%</b>	<b>15534437</b>	<b>58%</b>	<b>4,10,49,106</b>
*Revised target population(> 18 years) as per MOHFW is 2.67 crores *As per letter from Additional Secretary MOHFW- D O No 2317579/2021/Imm dated 15/09/2021						

TABLE2.Covid-19 Vaccination Center Functional in the State as on 15/11/2021 midnight

DISTRICTS	Public	Private	Total
Alappuzha	87	7	94
Ernakulam	66	44	110
Idukki	27	6	33
Kannur	74	9	83
Kasaragod	46	5	51
Kollam	70	16	86
Kottayam	137	9	146
Kozhikode	47	31	78
Malappuram	107	8	115
Palakkad	93	15	108
Pathanamthitta	6	11	17
Thiruvananthapuram	14	22	36
Thrissur	50	31	81
Wayanad	55	3	58
<b>GrandTotal</b>	<b>879</b>	<b>217</b>	<b>1096</b>

TABLE3. Health Care Workers Coverage as on 15/11/2021 midnight

<i>DISTRICT</i>	<i>1<sup>ST</sup> DOSE</i>	<i>Percentage</i>	<i>2<sup>ND</sup> DOSE</i>	<i>Percentage Fully Vaccinated</i>
<b>Alappuzha</b>	29005	100%	26766	92%
<b>Ernakulam</b>	85538	100%	74330	87%
<b>Idukki</b>	13548	100%	12789	94%
<b>Kannur</b>	40375	100%	36870	91%
<b>Kasaragod</b>	11610	100%	10619	91%
<b>Kollam</b>	36026	100%	33081	92%
<b>Kottayam</b>	38693	100%	35524	92%
<b>Kozhikode</b>	52726	100%	46926	89%
<b>Malappuram</b>	44817	100%	40937	91%
<b>Palakkad</b>	34667	100%	31183	90%
<b>Pathanamthitta</b>	29326	100%	24567	84%
<b>Thiruvananthapuram</b>	73401	100%	65076	89%
<b>Thrissur</b>	51907	100%	48374	93%
<b>Wayanad</b>	13973	100%	13102	94%
<b>GrandTotal</b>	<b>555612</b>	<b>100%</b>	<b>500144</b>	<b>90%</b>

TABLE4. Frontline workers Coverage as on 15/11/2021 midnight

<i>DISTRICT</i>	<i>1<sup>ST</sup> DOSE</i>	<i>Percentage</i>	<i>2<sup>nd</sup> DOSE</i>	<i>Percentage Fully Vaccinated</i>
<b>Alappuzha</b>	39111	100%	36194	93%
<b>Ernakulam</b>	54910	100%	49512	90%
<b>Idukki</b>	22984	100%	20866	91%
<b>Kannur</b>	41369	100%	39627	96%
<b>Kasaragod</b>	24611	100%	22145	90%
<b>Kollam</b>	42209	100%	37874	90%
<b>Kottayam</b>	32125	100%	30130	94%
<b>Kozhikode</b>	55254	100%	51423	93%
<b>Malappuram</b>	53903	100%	50445	94%
<b>Palakkad</b>	48085	100%	44659	93%
<b>Pathanamthitta</b>	25241	100%	22076	87%
<b>Thiruvananthapuram</b>	72955	100%	66148	91%
<b>Thrissur</b>	41897	100%	40132	96%
<b>Wayanad</b>	17017	100%	15891	93%
<b>GrandTotal</b>	<b>571671</b>	<b>100%</b>	<b>527122</b>	<b>92%</b>



TABLE5.Age-Appropriate Group (≥45Years) Coverage as on 15/11/2021 midnight

Age appropriate group (≥45years) Coverage as on 16/11/2021,12 AM					
District	Target	1 <sup>st</sup> dose coverage	Percentage	2nd dose	Percentage Fully Vaccinated*
Alappuzha	960001	852555	89%	648226	68%
Ernakulam	1483234	1439342	97%	1131022	76%
Idukki	431545	436894	101%	333834	77%
Kannur	965897	944628	98%	702223	73%
Kasaragod	435487	427851	98%	339751	78%
Kollam	1038759	1039635	100%	762008	73%
Kottayam	896478	819733	91%	608330	68%
Kozhikode	1185845	1160337	98%	828075	70%
Malappuram	1210980	1173482	97%	740761	61%
Palakkad	1051934	964629	92%	681555	65%
Pathanamthitta	575669	588091	102%	484289	84%
Thiruvananthapuram	1366301	1295354	95%	1012318	74%
Thrissur	1271199	1228438	97%	935104	74%
Wayanad	298546	303150	102%	260024	87%
<b>Grand Total</b>	<b>13171875</b>	<b>12674119</b>	<b>96%</b>	<b>9467520</b>	<b>72%</b>

\*Among those who took 1<sup>st</sup>Dose

TABLE6.Age-Appropriate Group (18-44Years) Coverage as on 15/11/2021 midnight

18-44 years Coverage as on 16/11/2021 at 12 AM					
District	Target	First Dose		2nd Dose Coverage	Percentage fully vaccinated*
		1st Dose Coverage	Percentage		
Alappuzha	744178	607544	82%	303157	41%
Ernakulam	1470864	1395326	95%	680734	46%
Idukki	437537	389691	89%	173402	40%
Kannur	947964	878187	93%	356943	38%
Kasaragod	556876	454038	82%	213261	38%
Kollam	1054752	846233	80%	364394	35%
Kottayam	665544	596398	90%	301580	45%
Kozhikode	1313678	1093581	83%	371162	28%
Malappuram	1777378	1602846	90%	422995	24%
Palakkad	1088327	964576	89%	347707	32%
Pathanamthitta	460819	410165	89%	206412	45%
Thiruvananthapuram	1309099	1151028	88%	594937	45%
Thrissur	1274465	993807	78%	497435	39%
Wayanad	361152	329847	91%	205532	57%
<b>Grand Total</b>	<b>13462633</b>	<b>11713267</b>	<b>87%</b>	<b>5039651</b>	<b>37%</b>

\*Among those who have taken first dose

TABLE7.Achievement for the day 15/11/2021 midnight

<i>DISTRICT</i>	<i>1 Dose</i>	<i>2 Dose</i>	<i>Total</i>
Alappuzha	1081	18719	19800
Ernakulam	1719	14054	15773
Idukki	474	7742	8216
Kannur	851	16625	17476
Kasaragod	695	7564	8259
Kollam	1306	17445	18751
Kottayam	1337	18783	20120
Kozhikode	1502	13881	15383
Malappuram	4683	25977	30660
Palakkad	1739	12558	14297
Pathanamthitta	24	317	341
Thiruvananthapuram	361	4551	4912
Thrissur	1467	16784	18251
Wayanad	394	4598	4992
<b>Grand Total</b>	<b>17633</b>	<b>179598</b>	<b>197231</b>

\*\* Vaccine stock details couldn't be downloaded from e-VIN portal as the portal is down.

TABLE9.COVID Vaccination related sites

<a href="mailto:support@cowin.gov.in">support@cowin.gov.in</a> <a href="https://www.cowin.gov.in/home">https://www.cowin.gov.in/home</a> <a href="https://dashboard.kerala.gov.in/">https://dashboard.kerala.gov.in/</a> <a href="https://dhs.kerala.gov.in/https://aogyakeralam.gov.in/https://sha.kerala.gov.in/">https://dhs.kerala.gov.in/https://aogyakeralam.gov.in/https://sha.kerala.gov.in/</a>
---

*TABLE 10. COVID Vaccination related Helpline numbers*

<b>National/State/District</b>	<b>Line1</b>	<b>Line2</b>	<b>Line3</b>
National Helpline	1075	+91 1123978046	0120 4473222
Disha	1056	04712552056	
StateCallCenter	04712309251	04712309252	04712309255
Thiruvananthapuram	9188610100	1077	
Kollam	04742797609	8589015556	
Pathanamthitta	04682222515	04682228220	
Alappuzha	04772239999		
Kottayam	04812565200	04812304800	04812581900
Idukki	18004255640	04862232220	04862233118
Ernakulam	9072303861		
Thrissur	9400066921	9400066922	9400066923
Palakkad	04912505264	04912505189	8943341439
Malappuram	04832733253	04832737858	04832733252
Kozhikode	7594001442		
Wayanad	04936202343	04936202375	9072510900
Kannur	04972700194		
Kasargod	9061076590	9061079244	9061078026