



കേരള സർക്കാർ

COVID-19 OUTBREAK CONTROL AND PREVENTION STATE  
CELL HEALTH & FAMILY WELFARE DEPARTMENT  
Govt of Kerala  
[www.health.kerala.gov.in](http://www.health.kerala.gov.in)

[www.dhs.kerala.gov.in](http://www.dhs.kerala.gov.in)

[controlroomdhskerala@gmail.com](mailto:controlroomdhskerala@gmail.com)

**KeralaHEALTH-COVID-19 DAILY VACCINATION BULLETIN**

**Date:16/11/2021**

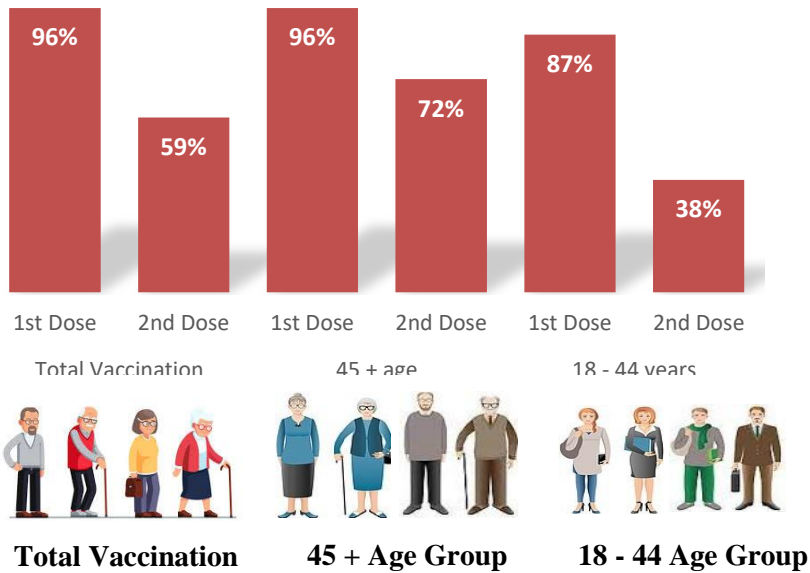
**OUR HEALTH OUR RESPONSIBILITY  
VACCINE ADVISORY**

- *People who are vaccinated with Covid Vaccine are reported to have reduced Covid related ICU admissions, serious disease and death.*
- *Early vaccination is useful to safeguard our life from this deadly disease.*
- *Vaccination sessions are planned as per the availability of vaccine. All are requested to cooperate.*
- *After receiving the first dose, second dose of Covishield vaccine is to be taken between 12–16 weeks and second dose of Covaxin between 4-6 weeks.*
- *Covid vaccination is currently available to all above the age of 18.*
- *Vaccination is available free of cost in all Government covid vaccination centers, and at a nominal rate (as per the GoI order F.No.2079203/2021/Immunization) in selected private Hospitals.*
- **ENSURE ALL YOUR ELIGIBLE FAMILY MEMBERS ARE PROTECTED BY RECEIVING ANY OF THE AVAILABLE COVID VACCINE.**
- **“BOTH COVAXIN AND COVISHIELD ARE EQUALLY EFFECTIVE AND SAFE”**
- **“BE FULLY PROTECTED – GET THE SECOND DOSE AT YOUR SCHEDULED TIME”**

## ANALYSIS

COVID-19 mass vaccinations are showing signs of preventing illness and steep decline in cases and hospital admissions in countries which done vaccination. Kerala started its vaccination for health care workers from January 16, 2021. The COVID-19 Vaccines Operational Guidelines issued by the Ministry of Health and Family Welfare, Govt. of India, 28th December 2020 and all subsequent Guidelines issued by Ministry of Health and Family Welfare, Govt of India are followed at the sites and all vaccination lanes

### Summary of COVID Vaccine Administered as on 16-11-2021 midnight

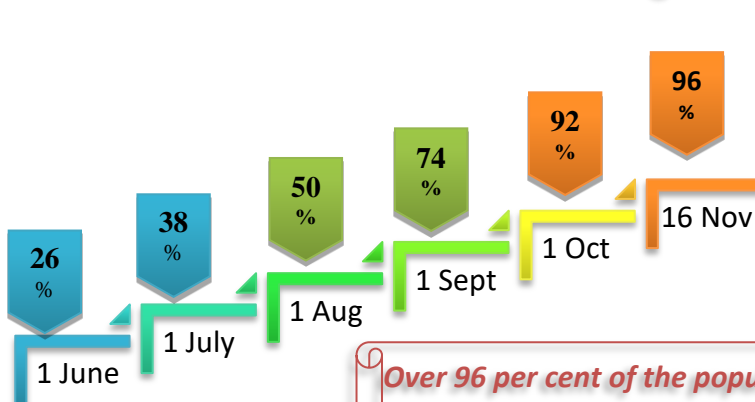


96% of eligible population vaccinated with a single dose till November 16

59% of eligible population vaccinated with double dose till November 16

State has vaccinated more than 96% of people aged more than 45 years with a single dose

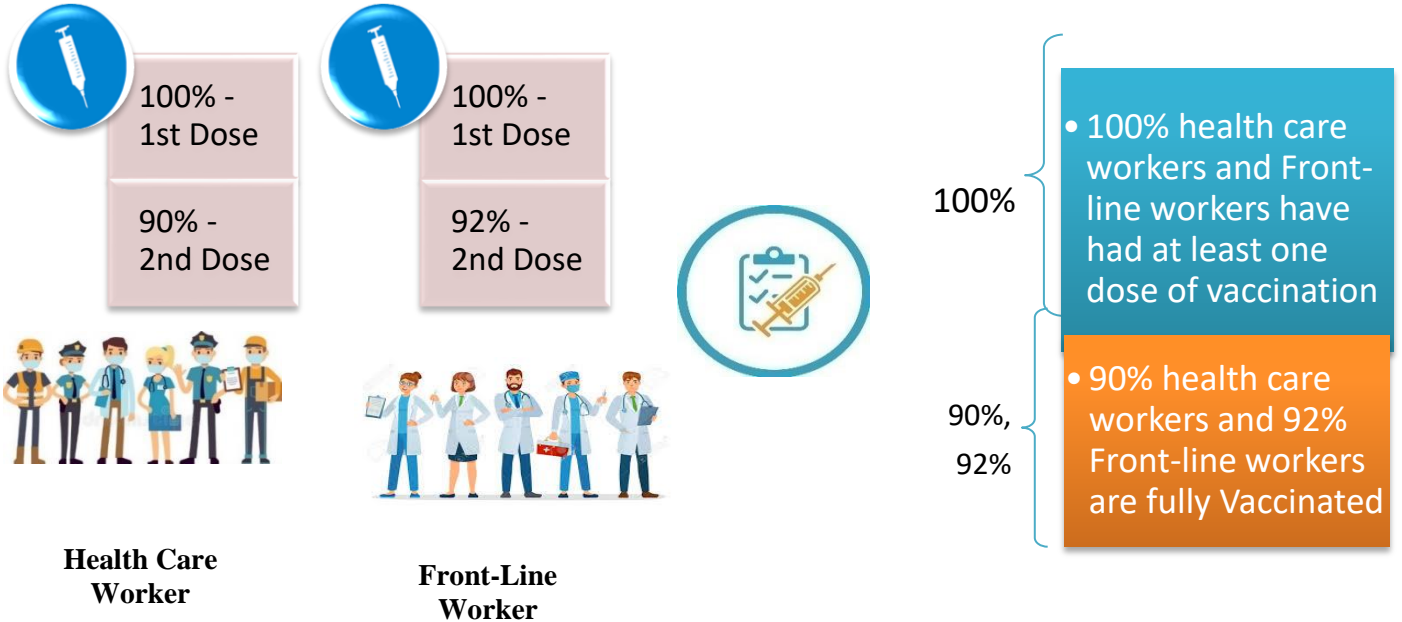
### Time Line of Vaccination Coverage



Kerala began administration of COVID 19 Vaccines on 16<sup>th</sup> January, 2021. As of 16<sup>th</sup> November 2021, Kerala has administered over 30 million doses overall, including first and second doses of vaccines.


Over 96 per cent of the population in Kerala has been administered the first dose of the Covid-19 vaccine. The state has achieved the target within 304 days since the beginning of the vaccination drive on January 16.

# Health Care Workers & Front-line Workers Vaccinated



## Are You Vaccinated? You Still Need to Practice:

- Even after vaccination, follow COVID appropriate behavior
- Practice Social Distancing and greet without physical contact
- Always wear clean face mask
- Wash your hands thoroughly and frequently or use hand sanitizer
- Follow the current COVID 19 guidelines to prevent further spread
- Stay Safe. Stay Strong. Get Vaccinated



Even After Getting Vaccinated Keep Taking Precautions to Protect Your Self



# The Race Towards Full Vaccination - Weekly Trend

6<sup>th</sup> Nov – 12<sup>th</sup> Nov

Kerala Administered over

## 9.51 Lakh

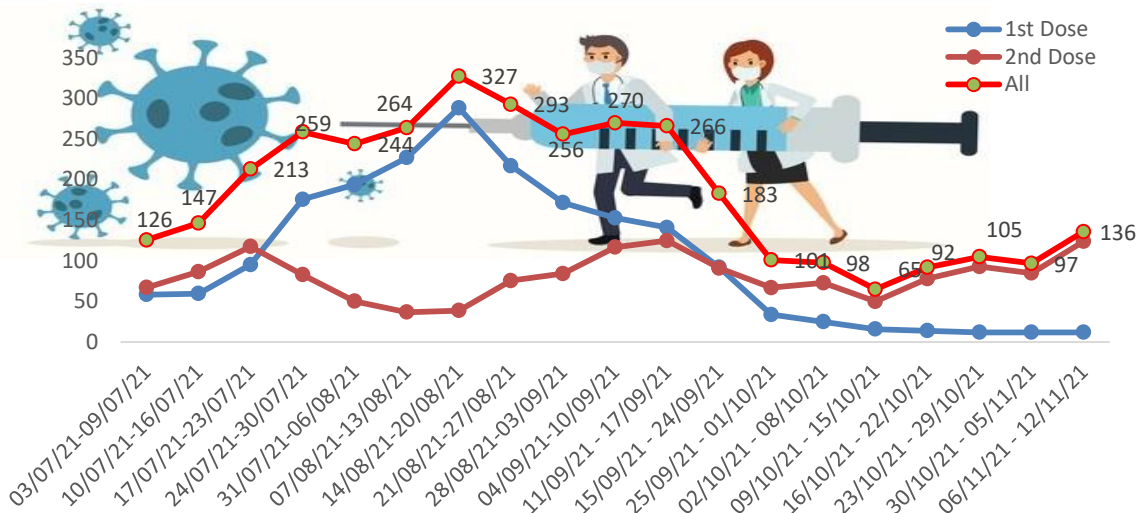
COVID Vaccine Doses  
in the last 7 days (6<sup>th</sup> Nov to 12<sup>th</sup> Nov)

From 6<sup>th</sup> Nov to 12<sup>th</sup> Nov, on average

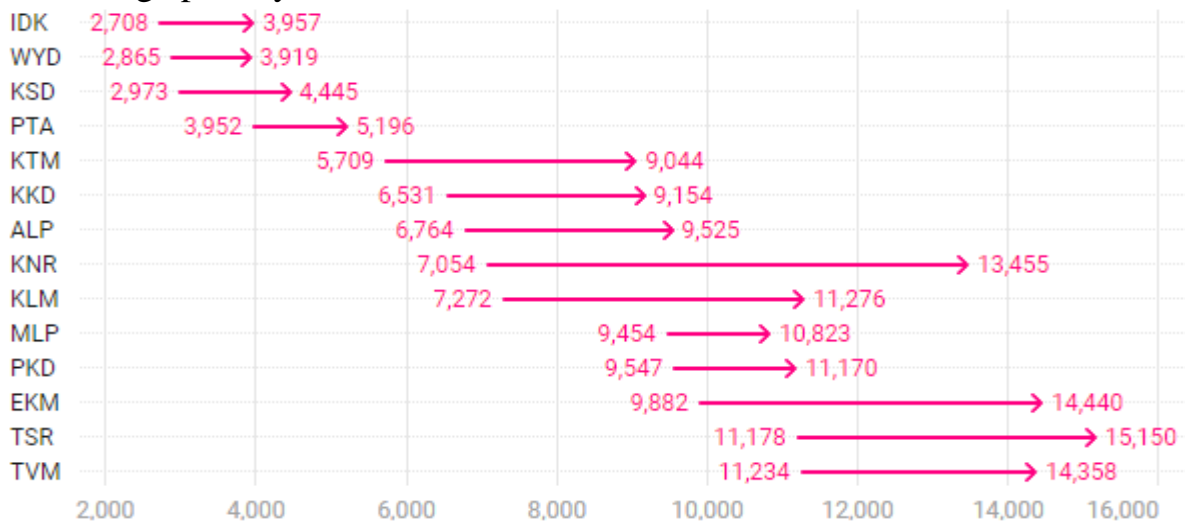
## 1.36 lakh

doses were administered daily.

Average Doses Administered Per day per week (in 1000)



Trend in average per day vaccination for the last two weeks



# Race Against Time – Vaccination Quarterly Status

(Q1: 16<sup>th</sup> Jan-Mar, Q2: Apr-June, Q3: July-Sep)

## Daily Average Dozes Administered per Quarter

In the first Quarter, only 42201 first dozes and 5324 second dozes were administered daily on average. During the second and third quarters, the daily vaccination of the first and second dozes increased significantly.

Q1 : 16<sup>th</sup> Jan – Mar

Q2 : Apr - June

Q3 : July - Sep



## Vaccination Achievement per Quarter

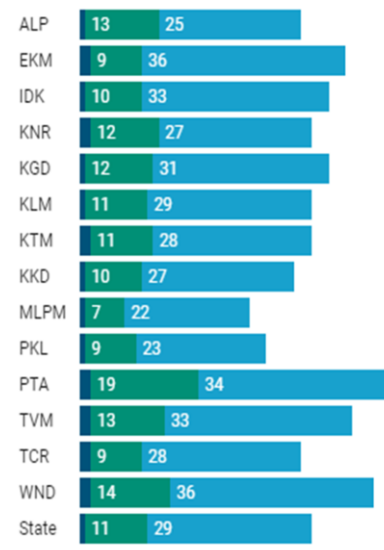
In the third quarter of the immunization drive, 52% of the eligible population (18 + age) in Kerala were given the first dose and 29% the second dose.

■ Q1 ■ Q2 ■ Q3

### First Dose

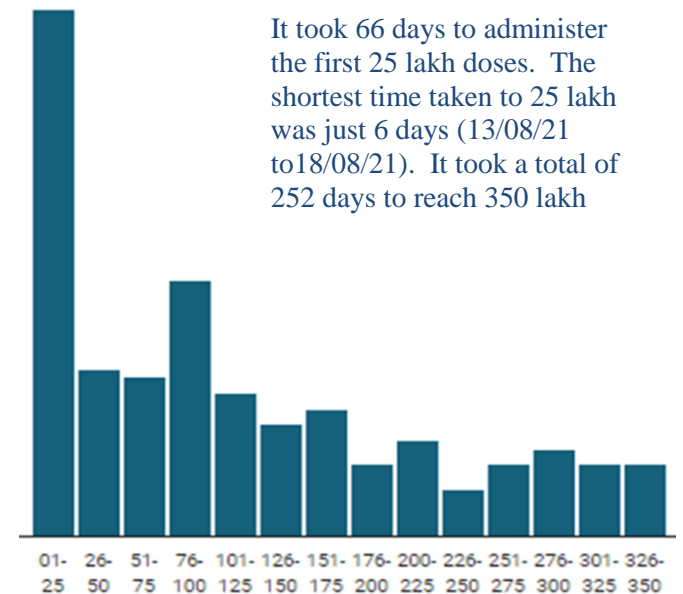


### Second Dose



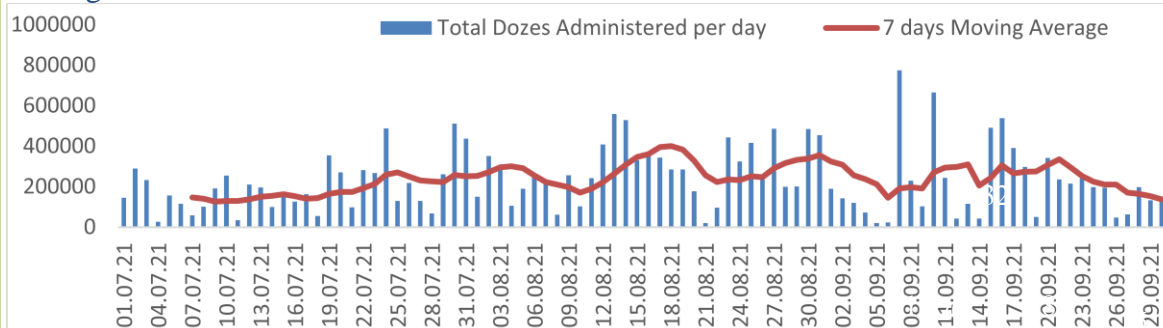
## Dose Progression

The chart shows the days taken for total COVID-19 Vaccination doses in Kerala to cross every 25 lakh dose mark



## Vaccine Administered per Day and 7 days Moving Average in Last Quarter (July -

September) The seven-day moving average of daily doses in the last quarter showed a peak on August 18th and continued to fluctuate thereafter



The average rate of daily vaccination fell between the last two weeks of September compared to the first three weeks. On 20/09/2021 the total doses administered were 3.41 lakh, it declined thereafter and reached up to 1.34 lakh.

## Important Message to the Public

- a. *Infection or infection rate is only a part and disease manifestation of disease is to be monitored*
- b. *Fatality among vaccinated people is very less. Disease severity among vaccinated people is less.*
- c. *People with comorbidity should be careful. Once detected covid positive they should get admitted and do not stay at home.*
- d. *Death among non-vaccinated people, especially people with comorbidity is because of late arrival in hospitals*
- e. *Diabetes and Hypertension together is the most common cause of patient death if they arrive late.*
- f. *Vaccinated people, only if symptomatic are advised to consult Doctor.*
- g. *Non Vaccinated people, if symptomatic, may do RTPCR test*
- h. *Antigen testing is only for emergency purpose*
- i. *Non vaccinated people with co-morbidities to do testing by RTPCR and consult doctor*
- j. *Repeat RTPCR is not needed among the people who are detected COVID positive in the previous 2 months*
- k. *All young person detected positive and at home isolation should do glucose test*



TABLE1.Total Vaccination done in the State as on 16/11/2021 midnight

State Summary till			17/11/2021	at 12 AM		
District	Target	First Dose	Percentage *	Second Dose	Percentage*	Total Doses Administered
Alappuzha	1704179	1529036	90%	1028556	60%	25,57,592
Ernakulam	2954098	2977318	101%	1955528	66%	49,32,846
Idukki	869082	863394	99%	545387	63%	14,08,781
Kannur	1913861	1906264	100%	1160455	61%	30,66,719
Kasaragod	992363	918578	93%	590799	60%	15,09,377
Kollam	2093511	1965408	94%	1215730	58%	31,81,138
Kottayam	1562022	1487760	95%	987948	63%	24,75,708
Kozhikode	2499523	2363571	95%	1313470	53%	36,77,041
Malappuram	2988358	2878102	96%	1275490	43%	41,53,592
Palakkad	2140261	2013298	94%	1116210	52%	31,29,508
Pathanamthitta	1036488	1053469	102%	746147	72%	17,99,616
Thiruvananthapuram	2675400	2594679	97%	1767870	66%	43,62,549
Thrissur	2545664	2318464	91%	1548538	61%	38,67,002
Wayanad	659698	664294	101%	497797	75%	11,62,091
<b>Grand Total</b>	<b>26634508</b>	<b>25533635</b>	<b>96%</b>	<b>15749925</b>	<b>59%</b>	<b>4,12,83,560</b>
*Revised target population(> 18 years) as per MOHFW is 2.67 crores *As per letter from Additional Secretary MOHFW- D O No 2317579/2021/Imm dated 15/09/2021						

TABLE2.Covid-19 Vaccination Center Functional in the State as on 16/11/2021 midnight

DISTRICTS	Public	Private	Total
Alappuzha	87	7	94
Ernakulam	83	49	132
Idukki	24	5	29
Kannur	66	9	75
Kasaragod	49	4	53
Kollam	77	16	93
Kottayam	132	13	145
Kozhikode	48	18	66
Malappuram	111	13	124
Palakkad	90	15	105
Pathanamthitta	62	14	76
Thiruvananthapuram	121	22	143
Thrissur	87	35	122
Wayanad	56	2	58
<b>GrandTotal</b>	<b>1093</b>	<b>222</b>	<b>1315</b>

TABLE3. Health Care Workers Coverage as on 16/11/2021 midnight

<i>DISTRICT</i>	<i>1<sup>ST</sup> DOSE</i>	<i>Percentage</i>	<i>2<sup>ND</sup> DOSE</i>	<i>Percentage Fully Vaccinated</i>
<b>Alappuzha</b>	29005	100%	26776	92%
<b>Ernakulam</b>	85547	100%	74383	87%
<b>Idukki</b>	13548	100%	12795	94%
<b>Kannur</b>	40375	100%	36886	91%
<b>Kasaragod</b>	11610	100%	10623	91%
<b>Kollam</b>	36026	100%	33097	92%
<b>Kottayam</b>	38693	100%	35545	92%
<b>Kozhikode</b>	52726	100%	46950	89%
<b>Malappuram</b>	44817	100%	40953	91%
<b>Palakkad</b>	34667	100%	31200	90%
<b>Pathanamthitta</b>	29326	100%	24581	84%
<b>Thiruvananthapuram</b>	73401	100%	65128	89%
<b>Thrissur</b>	51907	100%	48396	93%
<b>Wayanad</b>	13973	100%	13107	94%
<b>GrandTotal</b>	<b>555621</b>	<b>100%</b>	<b>500420</b>	<b>90%</b>

TABLE4. Frontline workers Coverage as on 16/11/2021 midnight

<i>DISTRICT</i>	<i>1<sup>ST</sup> DOSE</i>	<i>Percentage</i>	<i>2<sup>nd</sup> DOSE</i>	<i>Percentage Fully Vaccinated</i>
<b>Alappuzha</b>	39111	100%	36202	93%
<b>Ernakulam</b>	54910	100%	49536	90%
<b>Idukki</b>	22984	100%	20872	91%
<b>Kannur</b>	41369	100%	39636	96%
<b>Kasaragod</b>	24611	100%	22149	90%
<b>Kollam</b>	42209	100%	37895	90%
<b>Kottayam</b>	32125	100%	30140	94%
<b>Kozhikode</b>	55254	100%	51446	93%
<b>Malappuram</b>	53903	100%	50459	94%
<b>Palakkad</b>	48087	100%	44673	93%
<b>Pathanamthitta</b>	25241	100%	22087	88%
<b>Thiruvananthapuram</b>	72955	100%	66212	91%
<b>Thrissur</b>	41897	100%	40148	96%
<b>Wayanad</b>	17017	100%	15895	93%
<b>GrandTotal</b>	<b>571673</b>	<b>100%</b>	<b>527350</b>	<b>92%</b>



TABLE5.Age-Appropriate Group (≥45Years) Coverage as on 16/11/2021 midnight

Age appropriate group (≥45years) Coverage as on 17/11/2021,12 AM					
District	Target	1 <sup>st</sup> dose coverage	Percentage	2nd dose	Percentage Fully Vaccinated*
Alappuzha	960001	852811	89%	653842	68%
Ernakulam	1483234	1439783	97%	1137211	77%
Idukki	431545	436963	101%	335236	78%
Kannur	965897	945043	98%	711356	74%
Kasaragod	435487	427915	98%	340693	78%
Kollam	1038759	1039990	100%	768485	74%
Kottayam	896478	819940	91%	613620	68%
Kozhikode	1185845	1160717	98%	834277	70%
Malappuram	1210980	1174052	97%	747760	62%
Palakkad	1051934	964916	92%	685950	65%
Pathanamthitta	575669	588211	102%	486115	84%
Thiruvananthapuram	1366301	1295776	95%	1020802	75%
Thrissur	1271199	1229154	97%	946343	74%
Wayanad	298546	303187	102%	260475	87%
<b>Grand Total</b>	<b>13171875</b>	<b>12678458</b>	<b>96%</b>	<b>9542165</b>	<b>72%</b>

\*Among those who took 1<sup>st</sup>Dose

TABLE6.Age-Appropriate Group (18-44Years) Coverage as on 16/11/2021 midnight

18-44 years Coverage as on 17/11/2021 at 12 AM					
District	Target	First Dose		2nd Dose Coverage	Percentage fully vaccinated*
		1st Dose Coverage	Percentage		
Alappuzha	744178	608109	82%	311736	42%
Ernakulam	1470864	1397078	95%	694398	47%
Idukki	437537	389899	89%	176484	40%
Kannur	947964	879477	93%	372577	39%
Kasaragod	556876	454442	82%	217334	39%
Kollam	1054752	847183	80%	376253	36%
Kottayam	665544	597002	90%	308643	46%
Kozhikode	1313678	1094874	83%	380797	29%
Malappuram	1777378	1605330	90%	436318	25%
Palakkad	1088327	965628	89%	354387	33%
Pathanamthitta	460819	410691	89%	213364	46%
Thiruvananthapuram	1309099	1152547	88%	615728	47%
Thrissur	1274465	995506	78%	513651	40%
Wayanad	361152	330117	91%	208320	58%
<b>Grand Total</b>	<b>13462633</b>	<b>11727883</b>	<b>87%</b>	<b>5179990</b>	<b>38%</b>

\*Among those who have taken first dose

TABLE7.Achievement for the day 16/11/2021 midnight

<i>DISTRICT</i>	<i>1 Dose</i>	<i>2 Dose</i>	<i>Total</i>
Alappuzha	821	14212	15033
Ernakulam	2202	19927	22129
Idukki	277	4495	4772
Kannur	1701	24775	26476
Kasaragod	463	5012	5475
Kollam	1305	18371	19676
Kottayam	811	12373	13184
Kozhikode	1632	15326	16958
Malappuram	3019	20144	23163
Palakkad	1340	11100	12440
Pathanamthitta	645	8801	9446
Thiruvananthapuram	1941	29391	31332
Thrissur	2415	27491	29906
Wayanad	307	3247	3554
<b>Grand Total</b>	<b>18879</b>	<b>214665</b>	<b>233544</b>

\*\* Vaccine stock details couldn't be downloaded from e-VIN portal as the portal is down.

TABLE9.COVID Vaccination related sites

<a href="mailto:support@cowin.gov.in">support@cowin.gov.in</a> <a href="https://www.cowin.gov.in/home">https://www.cowin.gov.in/home</a> <a href="https://dashboard.kerala.gov.in/">https://dashboard.kerala.gov.in/</a> <a href="https://dhs.kerala.gov.in/https://aogyakeralam.gov.in/https://sha.kerala.gov.in/">https://dhs.kerala.gov.in/https://aogyakeralam.gov.in/https://sha.kerala.gov.in/</a>
---

*TABLE 10. COVID Vaccination related Helpline numbers*

<b>National/State/District</b>	<b>Line1</b>	<b>Line2</b>	<b>Line3</b>
National Helpline	1075	+91 1123978046	0120 4473222
Disha	1056	04712552056	
StateCallCenter	04712309251	04712309252	04712309255
Thiruvananthapuram	9188610100	1077	
Kollam	04742797609	8589015556	
Pathanamthitta	04682222515	04682228220	
Alappuzha	04772239999		
Kottayam	04812565200	04812304800	04812581900
Idukki	18004255640	04862232220	04862233118
Ernakulam	9072303861		
Thrissur	9400066921	9400066922	9400066923
Palakkad	04912505264	04912505189	8943341439
Malappuram	04832733253	04832737858	04832733252
Kozhikode	7594001442		
Wayanad	04936202343	04936202375	9072510900
Kannur	04972700194		
Kasargod	9061076590	9061079244	9061078026