



കേരള സർക്കാർ

**COVID-19 OUTBREAK CONTROL AND PREVENTION STATE
CELL HEALTH&FAMILY WELFARE DEPARTMENT
Govt of Kerala
www.health.kerala.gov.in**

www.dhs.kerala.gov.in

controlroomdhskerala@gmail.com

KeralaHEALTH-COVID-19DAILY VACCINATION BULLETIN

Date:17/11/2021

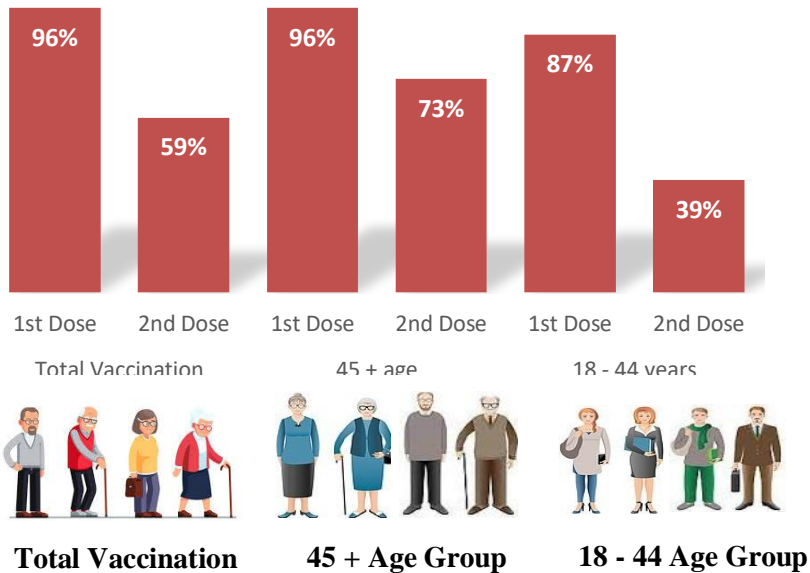
**OUR HEALTH OUR RESPONSIBILITY
VACCINE ADVISORY**

- *People who are vaccinated with Covid Vaccine are reported to have reduced Covid related ICU admissions, serious disease and death.*
- *Early vaccination is useful to safeguard our life from this deadly disease.*
- *Vaccination sessions are planned as per the availability of vaccine. All are requested to cooperate.*
- *After receiving the first dose, second dose of Covishield vaccine is to be taken between 12–16 weeks and second dose of Covaxin between 4-6 weeks.*
- *Covid vaccination is currently available to all above the age of 18*
- *Vaccination is available free of cost in all Government covid vaccination centers, and at a nominal rate (as per the GoI order F.No.2079203/2021/Immunization) in selected private Hospitals.*
- **ENSURE ALL YOUR ELIGIBLE FAMILY MEMBERS ARE PROTECTED BY RECEIVING ANY OF THE AVAILABLE COVID VACCINE.**
- **“BOTH COVAXIN AND COVISHIELD ARE EQUALLY EFFECTIVE AND SAFE”**
- **“BE FULLY PROTECTED – GET THE SECOND DOSE AT YOUR SCHEDULED TIME”**

ANALYSIS

COVID-19 mass vaccinations are showing signs of preventing illness and steep decline in cases and hospital admissions in countries which done vaccination. Kerala started its vaccination for health care workers from January 16, 2021. The COVID-19 Vaccines Operational Guidelines issued by the Ministry of Health and Family Welfare, Govt. of India, 28th December 2020 and all subsequent Guidelines issued by Ministry of Health and Family Welfare, Govt of India are followed at the sites and all vaccination lanes

Summary of COVID Vaccine Administered as on 17-11-2021 midnight

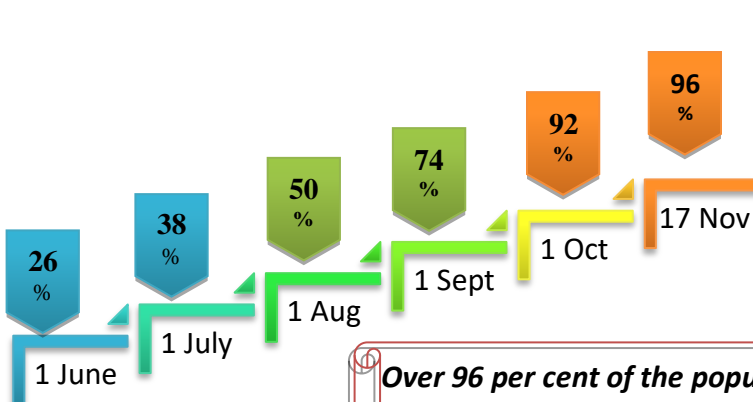


96% of eligible population vaccinated with a single dose till November 17

59% of eligible population vaccinated with double dose till November 17

State has vaccinated more than 96% of people aged more than 45 years with a single dose

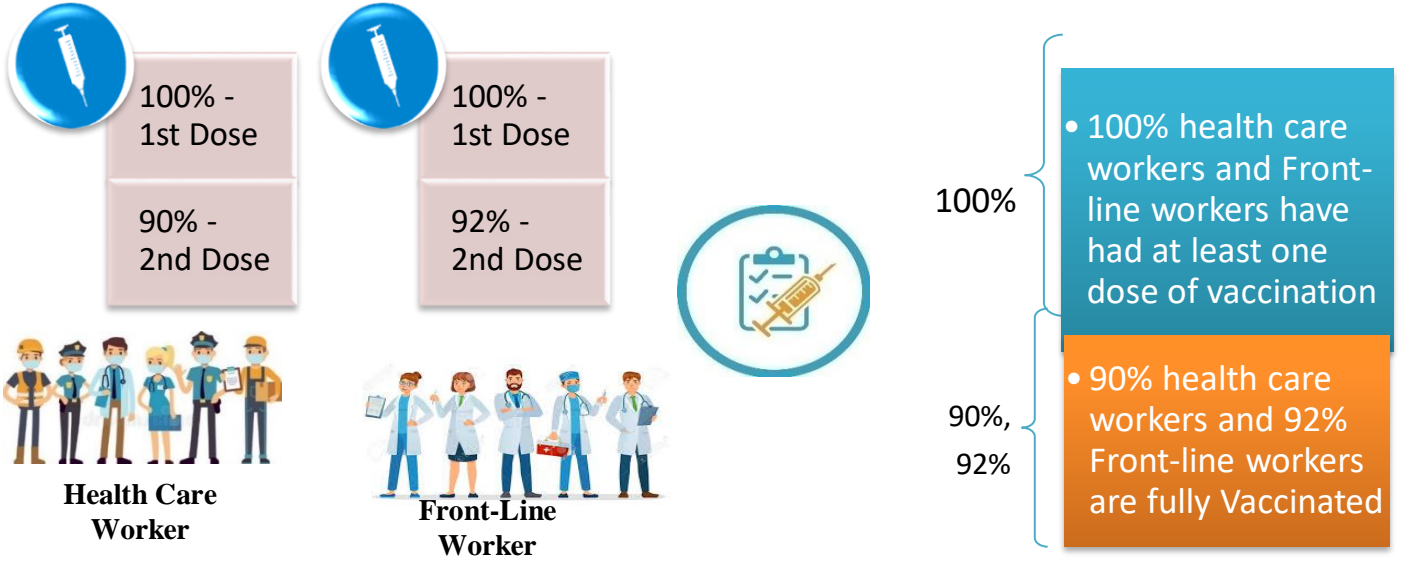
Time Line of Vaccination Coverage



Kerala began administration of COVID 19 Vaccines on 16th January, 2021. As of 17th November 2021, Kerala has administered over 30 million doses overall, including first and second doses of vaccines.


Over 96 per cent of the population in Kerala has been administered the first dose of the Covid-19 vaccine. The state has achieved the target within 305 days since the beginning of the vaccination drive on January 16.

Health Care Workers & Front-line Workers Vaccinated



Are You Vaccinated? You Still Need to Practice: SMS

- Even after vaccination, follow COVID appropriate behavior
- Practice Social Distancing and greet without physical contact
- Always wear clean face mask
- Wash your hands thoroughly and frequently or use hand sanitizer
- Follow the current COVID 19 guidelines to prevent further spread
- Stay Safe. Stay Strong. Get Vaccinated



Even After Getting Vaccinated Keep Taking Precautions to Protect Your Self



The Race Towards Full Vaccination - Weekly Trend

6th Nov – 12th Nov

Kerala Administered over

9.51 Lakh

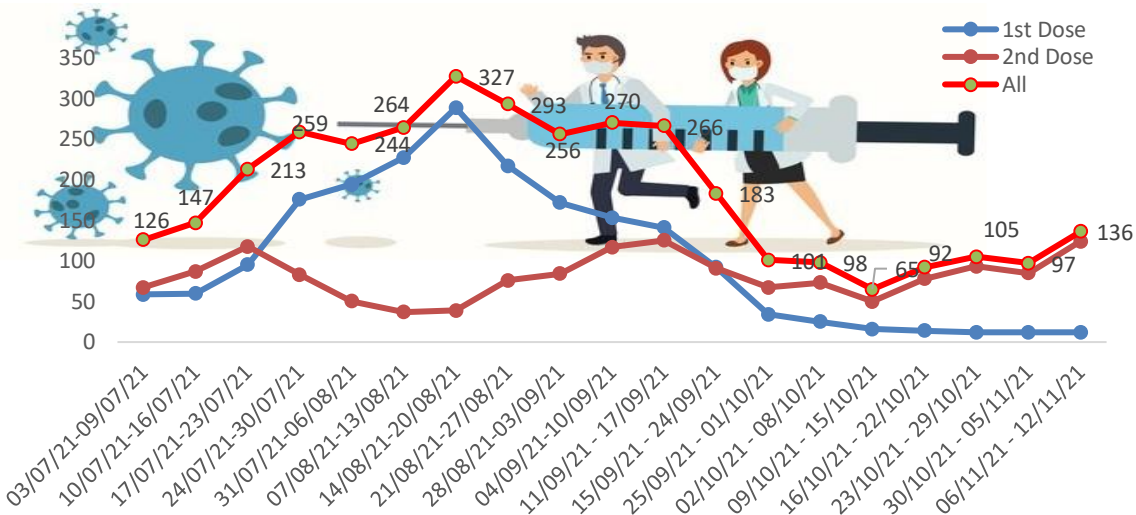
COVID Vaccine Doses
in the last 7 days (6th Nov to 12th Nov)

From 6th Nov to 12th Nov, on average

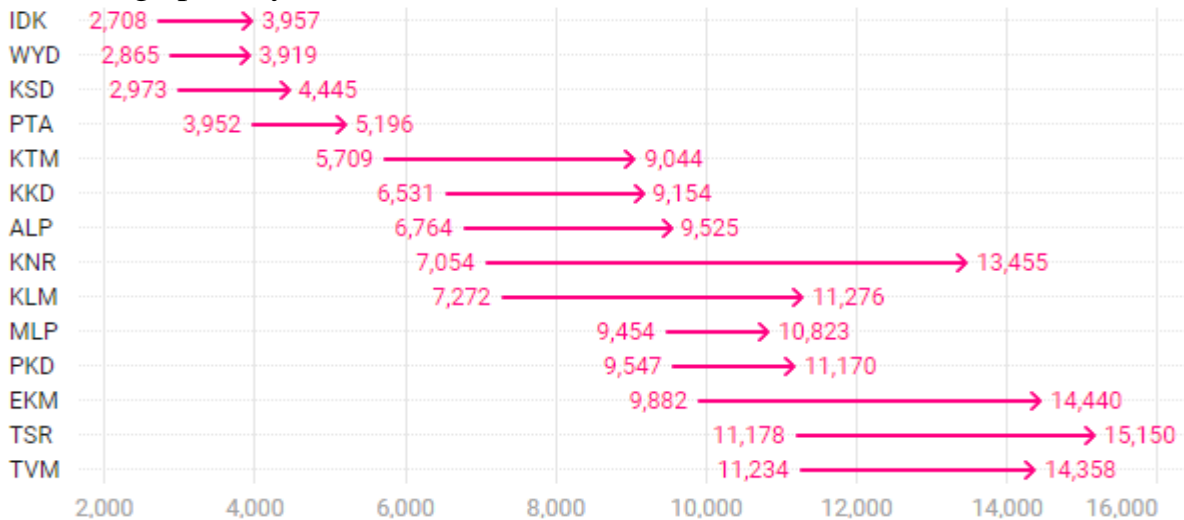
1.36 lakh

doses were administered daily.

Average Doses Administered Per day per week (in 1000)



Trend in average per day vaccination for the last two weeks



Race Against Time – Vaccination Quarterly Status

(Q1: 16th Jan-Mar, Q2: Apr-June, Q3: July-Sep)

Daily Average Dozes Administered per Quarter

In the first Quarter, only 42201 first dozes and 5324 second dozes were administered daily on average. During the second and third quarters, the daily vaccination of the first and second dozes increased significantly.

Q1 : 16th Jan – Mar

Q2 : Apr - June

Q3 : July - Sep

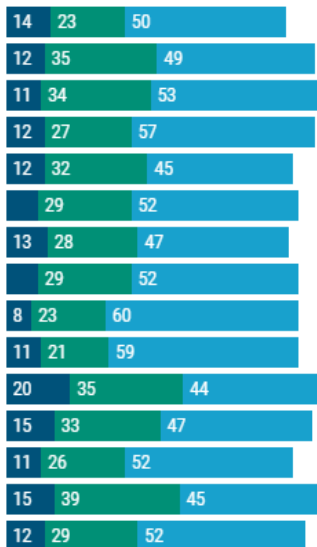


Vaccination Achievement per Quarter

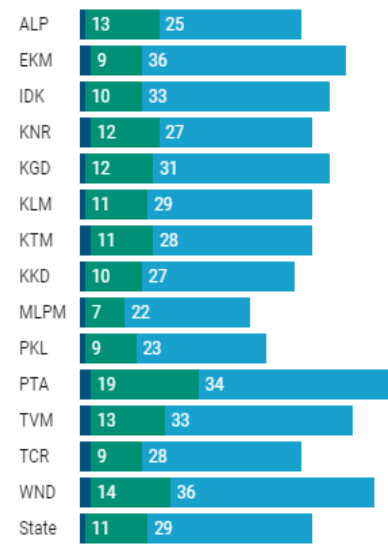
In the third quarter of the immunization drive, 52% of the eligible population (18 + age) in Kerala were given the first dose and 29% the second dose.

■ Q1 ■ Q2 ■ Q3

First Dose

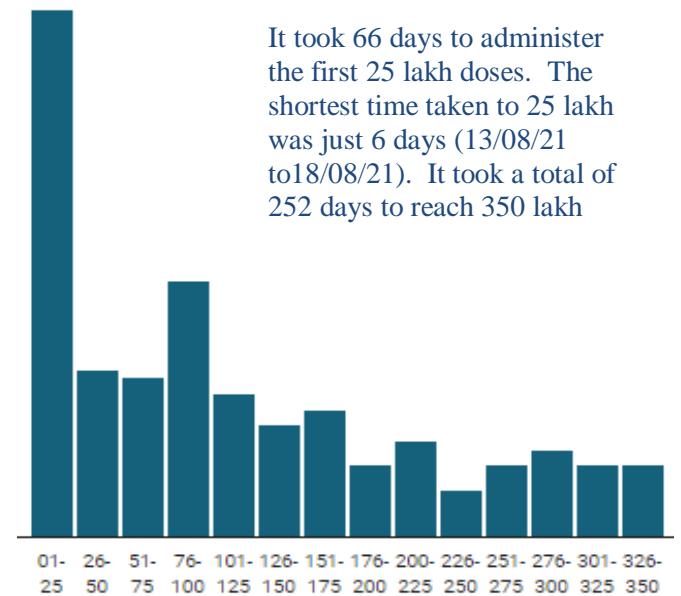


Second Dose



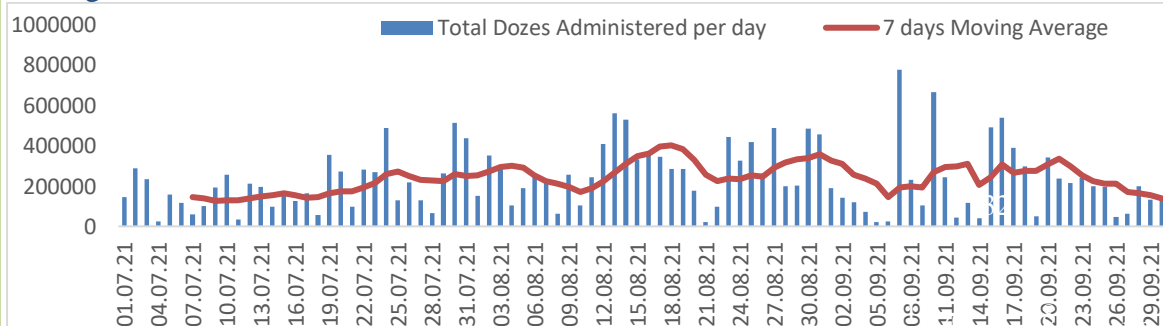
Dose Progression

The chart shows the days taken for total COVID-19 Vaccination doses in Kerala to cross every 25 lakh dose mark



Vaccine Administered per Day and 7 days Moving Average in Last Quarter (July -

September) The seven-day moving average of daily doses in the last quarter showed a peak on August 18th and continued to fluctuate thereafter



The average rate of daily vaccination fell between the last two weeks of September compared to the first three weeks. On 20/09/2021 the total doses administered were 3.41 lakh, it declined thereafter and reached up to 1.34 lakh.

Important Message to the Public

- a. *Infection or infection rate is only a part and disease manifestation of disease is to be monitored*
- b. *Fatality among vaccinated people is very less. Disease severity among vaccinated people is less.*
- c. *People with comorbidity should be careful. Once detected covid positive they should get admitted and do not stay at home.*
- d. *Death among non-vaccinated people, especially people with comorbidity is because of late arrival in hospitals*
- e. *Diabetes and Hypertension together is the most common cause of patient death if they arrive late.*
- f. *Vaccinated people, only if symptomatic are advised to consult Doctor.*
- g. *Non Vaccinated people, if symptomatic, may do RTPCR test*
- h. *Antigen testing is only for emergency purpose*
- i. *Non vaccinated people with co-morbidities to do testing by RTPCR and consult doctor*
- j. *Repeat RTPCR is not needed among the people who are detected COVID positive in the previous 2 months*
- k. *All young person detected positive and at home isolation should do glucose test*

TABLE1.Total Vaccination done in the State as on 17/11/2021 midnight

State Summary till			18/11/2021	at 12 AM		
District	Target	First Dose	Percentage *	Second Dose	Percentage*	Total Doses Administered
Alappuzha	1704179	1529188	90%	1030811	60%	2,559,999
Ernakulam	2954098	2977871	101%	1959374	66%	4,937,245
Idukki	869082	863561	99%	547791	63%	1,411,352
Kannur	1913861	1906421	100%	1162983	61%	3,069,404
Kasaragod	992363	919075	93%	596222	60%	1,515,297
Kollam	2093511	1965789	94%	1220018	58%	3,185,807
Kottayam	1562022	1488031	95%	992462	64%	2,480,493
Kozhikode	2499523	2364602	95%	1321360	53%	3,685,962
Malappuram	2988358	2880114	96%	1287898	43%	4,168,012
Palakkad	2140261	2013830	94%	1119645	52%	3,133,475
Pathanamthitta	1036488	1053519	102%	746536	72%	1,800,055
Thiruvananthapuram	2675400	2594968	97%	1770863	66%	4,365,831
Thrissur	2545664	2319402	91%	1557540	61%	3,876,942
Wayanad	659698	664522	101%	500092	76%	1,164,614
Grand Total	26634508	25540893	96%	15813595	59%	41,354,488
*Revised target population(> 18 years) as per MOHFW is 2.67 crores *As per letter from Additional Secretary MOHFW- D O No 2317579/2021/Imm dated 15/09/2021						

TABLE2.Covid-19VaccinationCenterFunctionalintheStateason17/11/2021 midnight

DISTRICTS	Public	Private	Total
Alappuzha	2	9	11
Ernakulam	11	57	68
Idukki	20	6	26
Kannur	11	9	20
Kasaragod	49	4	53
Kollam	25	16	41
Kottayam	36	16	52
Kozhikode	90	31	121
Malappuram	57	11	68
Palakkad	80	15	95
Pathanamthitta	11	12	23
Thiruvananthapuram	14	22	36
Thrissur	35	35	70
Wayanad	56	2	58
GrandTotal	497	245	742

TABLE3. Health Care Workers Coverage as on 17/11/2021 midnight

<i>DISTRICT</i>	<i>1ST DOSE</i>	<i>Percentage</i>	<i>2ND DOSE</i>	<i>Percentage Fully Vaccinated</i>
Alappuzha	29005	100%	26780	92%
Ernakulam	85547	100%	74391	87%
Idukki	13548	100%	12796	94%
Kannur	40375	100%	36887	91%
Kasaragod	11610	100%	10625	92%
Kollam	36026	100%	33101	92%
Kottayam	38693	100%	35555	92%
Kozhikode	52726	100%	46975	89%
Malappuram	44817	100%	40963	91%
Palakkad	34667	100%	31204	90%
Pathanamthitta	29326	100%	24584	84%
Thiruvananthapuram	73401	100%	65140	89%
Thrissur	51907	100%	48401	93%
Wayanad	13973	100%	13114	94%
GrandTotal	555621	100%	500516	90%

TABLE4. Frontline workers Coverage as on 17/11/2021 midnight

<i>DISTRICT</i>	<i>1ST DOSE</i>	<i>Percentage</i>	<i>2nd DOSE</i>	<i>Percentage Fully Vaccinated</i>
Alappuzha	39111	100%	36206	93%
Ernakulam	54910	100%	49539	90%
Idukki	22984	100%	20875	91%
Kannur	41370	100%	39639	96%
Kasaragod	24611	100%	22151	90%
Kollam	42209	100%	37900	90%
Kottayam	32125	100%	30147	94%
Kozhikode	55254	100%	51468	93%
Malappuram	53904	100%	50472	94%
Palakkad	48087	100%	44677	93%
Pathanamthitta	25241	100%	22089	88%
Thiruvananthapuram	72956	100%	66219	91%
Thrissur	41898	100%	40151	96%
Wayanad	17017	100%	15897	93%
GrandTotal	571677	100%	527430	92%

TABLE5.Age-Appropriate Group (≥45Years) Coverage as on 17/11/2021 midnight

Age appropriate group(≥45years) Coverage as on 17/11/2021,12AM					
District	Target	1 st dose coverage	Percentage	2nd dose	Percentage Fully Vaccinated*
Alappuzha	960001	852868	89%	654806	68%
Ernakulam	1483234	1439900	97%	1138527	77%
Idukki	431545	437002	101%	336011	78%
Kannur	965897	945082	98%	712165	74%
Kasaragod	435487	427987	98%	341641	78%
Kollam	1038759	1040117	100%	769957	74%
Kottayam	896478	820004	91%	615584	69%
Kozhikode	1185845	1160912	98%	837364	71%
Malappuram	1210980	1174457	97%	752217	62%
Palakkad	1051934	965012	92%	687505	65%
Pathanamthitta	575669	588233	102%	486199	84%
Thiruvananthapuram	1366301	1295846	95%	1021647	75%
Thrissur	1271199	1229465	97%	950186	75%
Wayanad	298546	303222	102%	260820	87%
Grand Total	13171875	12680107	96%	9564629	73%

*Among those who took 1st Dose

TABLE6.Age-Appropriate Group (18-44Years) Coverage as on 17/11/2021 midnight

18-44 years Coverage as on 17/11/2021 at 12 AM					
District	Target	First Dose		2nd Dose Coverage	Percentage fully vaccinated*
		1st Dose Coverage	Percentage		
Alappuzha	744178	608204	82%	313019	42%
Ernakulam	1470864	1397514	95%	696917	47%
Idukki	437537	390027	89%	178109	41%
Kannur	947964	879594	93%	374292	39%
Kasaragod	556876	454867	82%	221805	40%
Kollam	1054752	847437	80%	379060	36%
Kottayam	665544	597209	90%	311176	47%
Kozhikode	1313678	1095710	83%	385553	29%
Malappuram	1777378	1606936	90%	444246	25%
Palakkad	1088327	966064	89%	356259	33%
Pathanamthitta	460819	410719	89%	213664	46%
Thiruvananthapuram	1309099	1152765	88%	617857	47%
Thrissur	1274465	996132	78%	518802	41%
Wayanad	361152	330310	91%	210261	58%
Grand Total	13462633	11733488	87%	5221020	39%

*Among those who have taken first dose

TABLE7.Achievement for the day 17/11/2021 midnight

<i>DISTRICT</i>	<i>1st Dose</i>	<i>2nd Dose</i>	<i>Total</i>
Alappuzha	147	2235	2382
Ernakulam	539	3806	4345
Idukki	166	2402	2568
Kannur	156	2504	2660
Kasaragod	497	5378	5875
Kollam	381	4283	4664
Kottayam	257	4376	4633
Kozhikode	1008	7776	8784
Malappuram	1976	12293	14269
Palakkad	528	3416	3944
Pathanamthitta	50	387	437
Thiruvananthapuram	289	2992	3281
Thrissur	932	8955	9887
Wayanad	228	2295	2523
Grand Total	7154	63098	70252

** Vaccine stock details couldn't be downloaded from e-VIN portal as the portal is down.

TABLE9.COVID Vaccination related sites

support@cowin.gov.in
<https://www.cowin.gov.in/home>
<https://dashboard.kerala.gov.in/>
<https://dhs.kerala.gov.in/https://aogyakeralam.gov.in/https://sha.kerala.gov.in/>

TABLE 10. COVID Vaccination related Helpline numbers

National/State/District	Line1	Line2	Line3
National Helpline	1075	+91 1123978046	0120 4473222
Disha	1056	04712552056	
StateCallCenter	04712309251	04712309252	04712309255
Thiruvananthapuram	9188610100	1077	
Kollam	04742797609	8589015556	
Pathanamthitta	04682222515	04682228220	
Alappuzha	04772239999		
Kottayam	04812565200	04812304800	04812581900
Idukki	18004255640	04862232220	04862233118
Ernakulam	9072303861		
Thrissur	9400066921	9400066922	9400066923
Palakkad	04912505264	04912505189	8943341439
Malappuram	04832733253	04832737858	04832733252
Kozhikode	7594001442		
Wayanad	04936202343	04936202375	9072510900
Kannur	04972700194		
Kasargod	9061076590	9061079244	9061078026