



കേരള സർക്കാർ

COVID-19 OUTBREAK CONTROL AND PREVENTION STATE  
CELL HEALTH&FAMILY WELFARE DEPARTMENT  
Govt of Kerala  
[www.health.kerala.gov.in](http://www.health.kerala.gov.in)

[www.dhs.kerala.gov.in](http://www.dhs.kerala.gov.in)

[controlroomdhskerala@gmail.com](mailto:controlroomdhskerala@gmail.com)

**KeralaHEALTH-COVID-19DAILY VACCINATION BULLETIN**

**Date:19/11/2021**

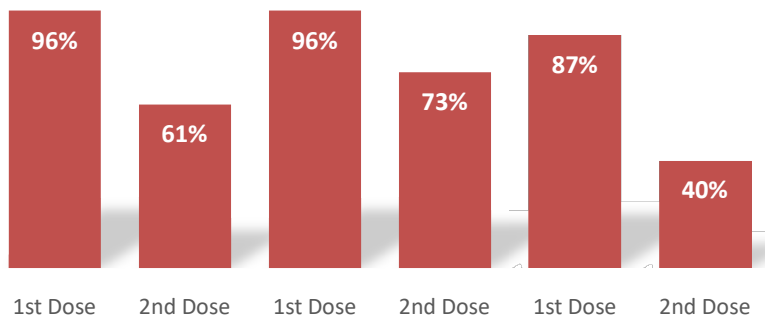
**OUR HEALTH OUR RESPONSIBILITY  
VACCINE ADVISORY**

- *People who are vaccinated with Covid Vaccine are reported to have reduced Covid related ICU admissions, serious disease and death.*
- *Early vaccination is useful to safeguard our life from this deadly disease.*
- *Vaccination sessions are planned as per the availability of vaccine. All are requested to cooperate.*
- *After receiving the first dose, second dose of Covishield vaccine is to be taken between 12–16 weeks and second dose of Covaxin between 4-6 weeks.*
- *Covid vaccination is currently available to all above the age of 18.*
- *Vaccination is available free of cost in all Government covid vaccination centers, and at a nominal rate (as per the GoI order F.No.2079203/2021/Immunization) in selected private Hospitals.*
- **ENSURE ALL YOUR ELIGIBLE FAMILY MEMBERS ARE PROTECTED BY RECEIVING ANY OF THE AVAILABLE COVID VACCINE.**
- **“BOTH COVAXIN AND COVISHIELD ARE EQUALLY EFFECTIVE AND SAFE”**
- **“BE FULLY PROTECTED – GET THE SECOND DOSE AT YOUR SCHEDULED TIME”**

## ANALYSIS

COVID-19 mass vaccinations are showing signs of preventing illness and steep decline in cases and hospital admissions in countries which done vaccination. Kerala started its vaccination for health care workers from January 16, 2021. The COVID-19 Vaccines Operational Guidelines issued by the Ministry of Health and Family Welfare, Govt. of India, 28th December 2020 and all subsequent Guidelines issued by Ministry of Health and Family Welfare, Govt of India are followed at the sites and all vaccination lanes

### Summary of COVID Vaccine Administered as on 19-11-2021 midnight



96% of eligible population vaccinated with a single dose till November 19

96%

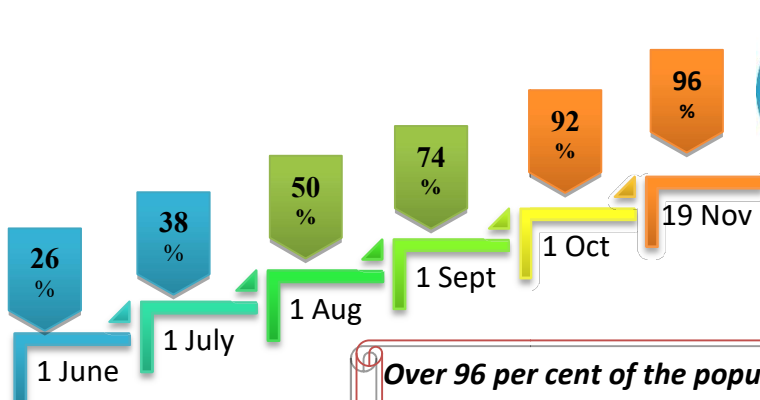
61% of eligible population vaccinated with double dose till November 19

61%

State has vaccinated more than 96% of people aged more than 45 years with a single dose

96%

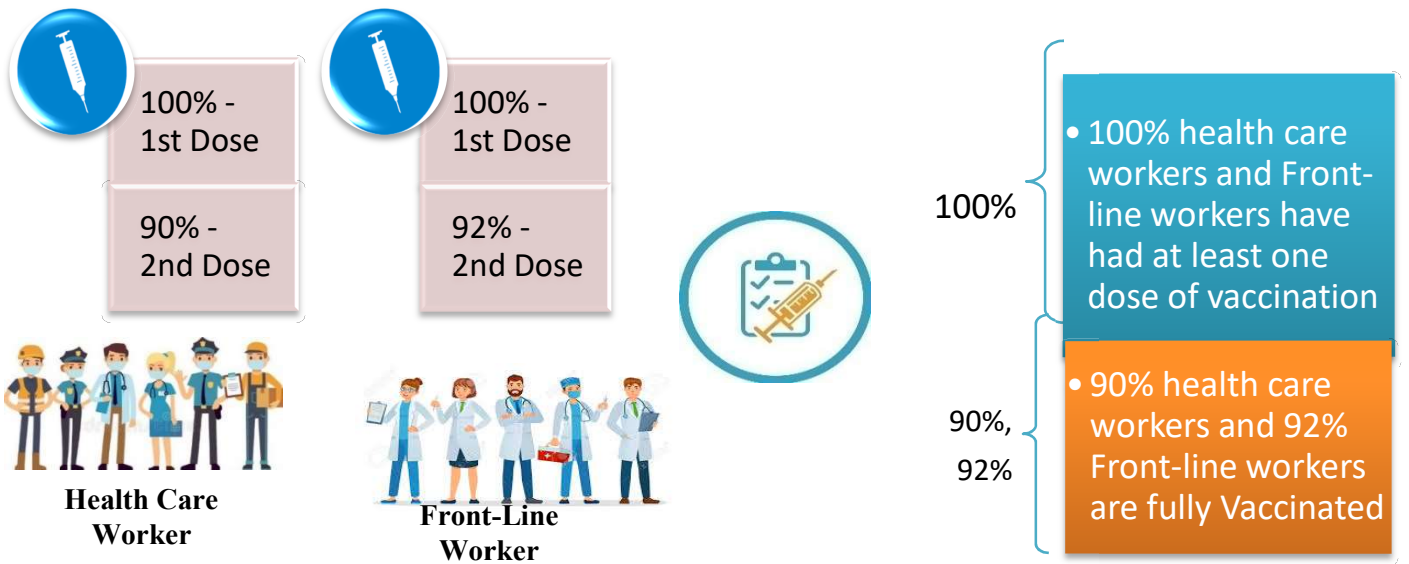
### Time Line of Vaccination Coverage



Kerala began administration of COVID 19 Vaccines on 16<sup>th</sup> January, 2021. As of 19<sup>th</sup> November 2021, Kerala has administered over 30 million doses overall, including first and second doses of vaccines.


**Over 96 per cent of the population in Kerala has been administered the first dose of the Covid-19 vaccine. The state has achieved the target within 307 days since the beginning of the vaccination drive on January 16.**

# Health Care Workers & Front-line Workers Vaccinated



## Are You Vaccinated? You Still Need to Practice: SMS

- Even after vaccination, follow COVID appropriate behavior
- Practice Social Distancing and greet without physical contact
- Always wear clean face mask
- Wash your hands thoroughly and frequently or use hand sanitizer
- Follow the current COVID 19 guidelines to prevent further spread
- Stay Safe. Stay Strong. Get Vaccinated



Even After Getting Vaccinated Keep Taking Precautions to Protect Your Self



# The Race Towards Full Vaccination - Weekly Trend

6<sup>th</sup> Nov – 12<sup>th</sup> Nov

Kerala Administered over

## 9.51 Lakh

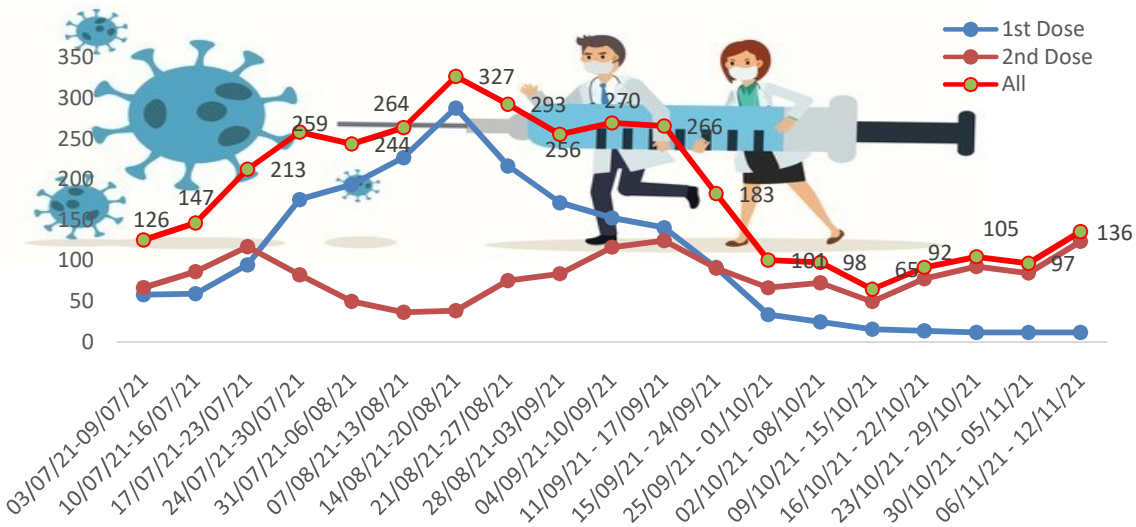
COVID Vaccine Doses  
in the last 7 days (6<sup>th</sup> Nov to 12<sup>th</sup> Nov)

From 6<sup>th</sup> Nov to 12<sup>th</sup> Nov, on average

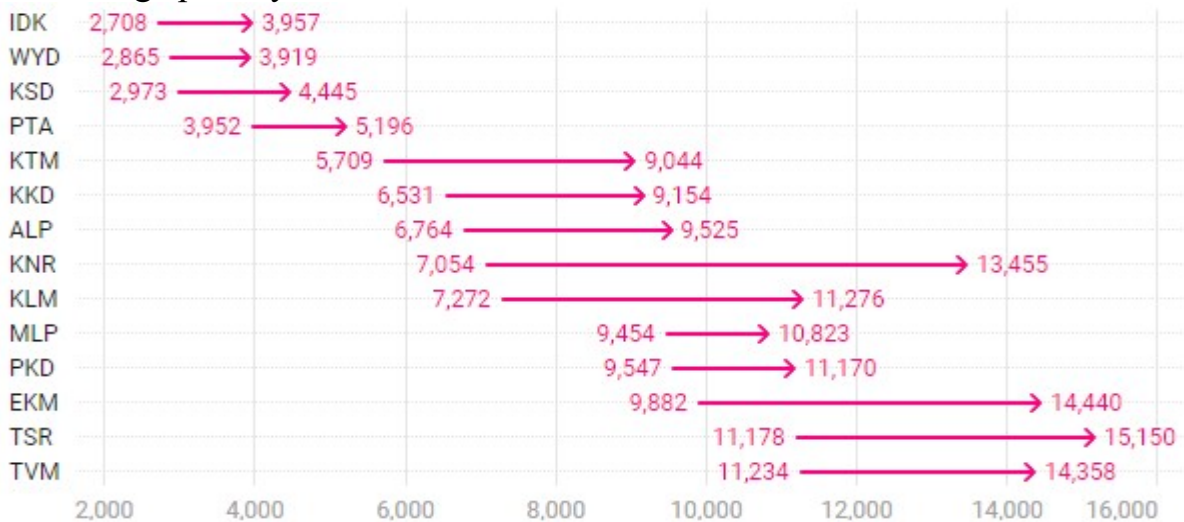
## 1.36 lakh

doses were administered daily.

Average Doses Administered Per day per week (in 1000)



Trend in average per day vaccination for the last two weeks



# Race Against Time – Vaccination Quarterly Status

(Q1: 16<sup>th</sup> Jan-Mar, Q2: Apr-June, Q3: July-Sep)

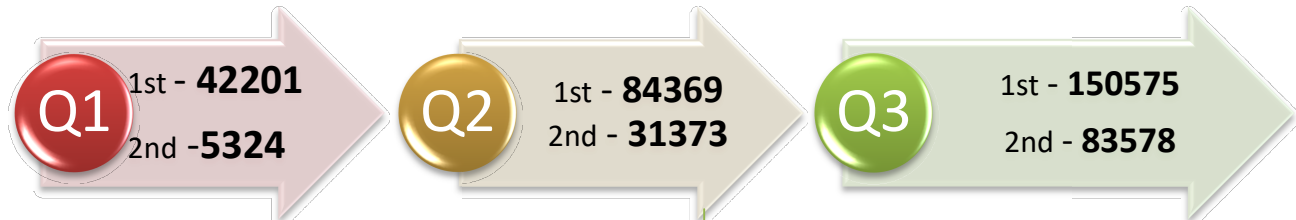
## Daily Average Dozes Administered per Quarter

In the first Quarter, only 42201 first dozes and 5324 second dozes were administered daily on average. During the second and third quarters, the daily vaccination of the first and second dozes increased significantly.

Q1 : 16<sup>th</sup> Jan – Mar

Q2 : Apr - June

Q3 : July - Sep

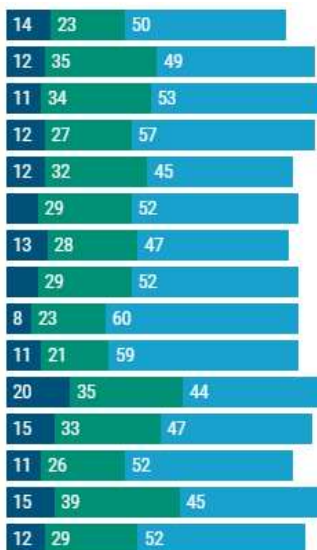


## Vaccination Achievement per Quarter

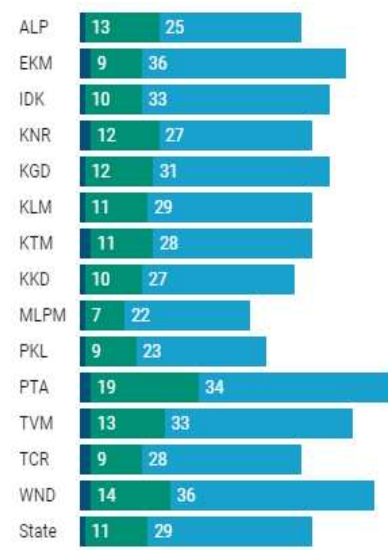
In the third quarter of the immunization drive, 52% of the eligible population (18 + age) in Kerala were given the first dose and 29% the second dose.

■ Q1 ■ Q2 ■ Q3

### First Dose

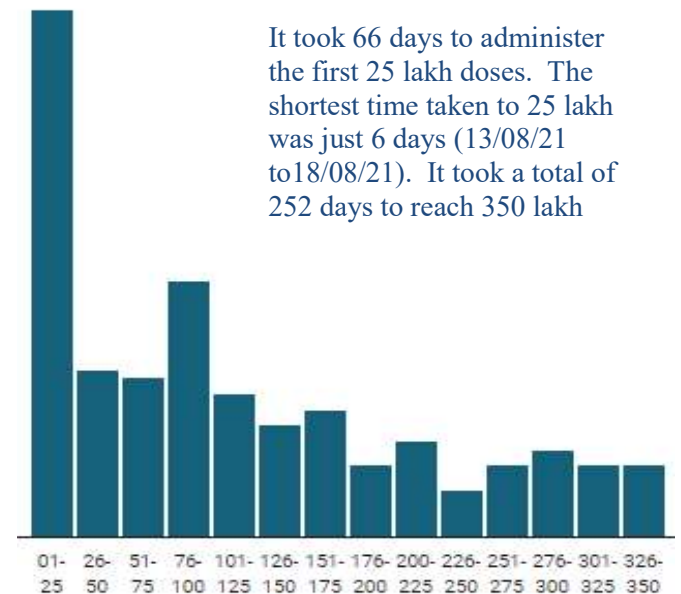


### Second Dose



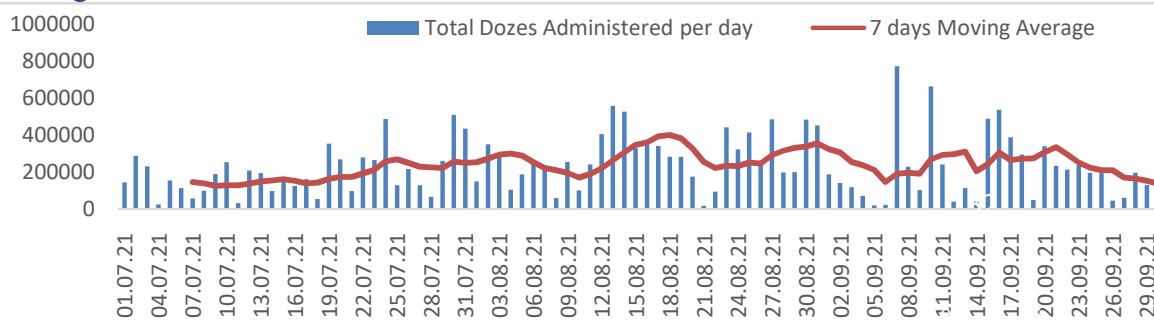
## Dose Progression

The chart shows the days taken for total COVID-19 Vaccination doses in Kerala to cross every 25 lakh dose mark



## Vaccine Administered per Day and 7 days Moving Average in Last Quarter (July -

September) The seven-day moving average of daily dozes in the last quarter showed a peak on August 18th and continued to fluctuate thereafter



The average rate of daily vaccination fell between the last two weeks of September compared to the first three weeks. On 20/09/2021 the total dozes administered were 3.41 lakh, it declined thereafter and reached up to 1.34 lakh.

## Important Message to the Public

- a. *Infection or infection rate is only a part and disease manifestation of disease is to be monitored*
- b. *Fatality among vaccinated people is very less. Disease severity among vaccinated people is less.*
- c. *People with comorbidity should be careful. Once detected covid positive they should get admitted and do not stay at home.*
- d. *Death among non-vaccinated people, especially people with comorbidity is because of late arrival in hospitals*
- e. *Diabetes and Hypertension together is the most common cause of patient death if they arrive late.*
- f. *Vaccinated people, only if symptomatic are advised to consult Doctor.*
- g. *Non Vaccinated people, if symptomatic, may do RTPCR test*
- h. *Antigen testing is only for emergency purpose*
- i. *Non vaccinated people with co-morbidities to do testing by RTPCR and consult doctor*
- j. *Repeat RTPCR is not needed among the people who are detected COVID positive in the previous 2 months*
- k. *All young person detected positive and at home isolation should do glucose test*

TABLE1.Total Vaccination done in the State as on 19/11/2021 midnight

| State Summary till   |                 |                 | 20/11/2021   | at 12 AM        |             |                          |
|--|-----------------|-----------------|--------------|-----------------|-------------|--------------------------|
| District   | Target          | First Dose      | Percentage * | Second Dose     | Percentage* | Total Doses Administered |
| Alappuzha  | 1704179         | 1530221         | 90%          | 1048385         | 62%         | 2,578,606                |
| Ernakulam  | 2954098         | 2981757         | 101%         | 1998018         | 68%         | 4,979,775                |
| Idukki   | 869082          | 864301          | 99%          | 560090          | 64%         | 1,424,391                |
| Kannur   | 1913861         | 1908220         | 100%         | 1188875         | 62%         | 3,097,095                |
| Kasaragod  | 992363          | 919893          | 93%          | 605507          | 61%         | 1,525,400                |
| Kollam   | 2093511         | 1968188         | 94%          | 1253815         | 60%         | 3,222,003                |
| Kottayam   | 1562022         | 1489460         | 95%          | 1016543         | 65%         | 2,506,003                |
| Kozhikode  | 2499523         | 2367723         | 95%          | 1349404         | 54%         | 3,717,127                |
| Malappuram   | 2988358         | 2883785         | 97%          | 1313268         | 44%         | 4,197,053                |
| Palakkad   | 2140261         | 2018007         | 94%          | 1151117         | 54%         | 3,169,124                |
| Pathanamthitta   | 1036488         | 1054639         | 102%         | 761209          | 73%         | 1,815,848                |
| Thiruvananthapuram   | 2675400         | 2597120         | 97%          | 1804336         | 67%         | 4,401,456                |
| Thrissur   | 2545664         | 2322393         | 91%          | 1592502         | 63%         | 3,914,895                |
| Wayanad  | 659698          | 665117          | 101%         | 507579          | 77%         | 1,172,696                |
| <b>Grand Total</b>   | <b>26634508</b> | <b>25570824</b> | <b>96%</b>   | <b>16150648</b> | <b>61%</b>  | <b>41,721,472</b>        |
| *Revised target population(> 18 years) as per MOHFW is 2.67 crores<br>*As per letter from Additional Secretary MOHFW- D O No 2317579/2021/Imm dated 15/09/2021 |                 |                 |              |                 |             |                          |

TABLE2.Covid-19Vaccination Center Functional in the State as on 19/11/2021 midnight

| DISTRICTS          | Public     | Private    | Total       |
|--------------------|------------|------------|-------------|
| Alappuzha          | 2          | 7          | 9           |
| Ernakulam          | 98         | 52         | 150         |
| Idukki             | 37         | 4          | 41          |
| Kannur             | 48         | 21         | 69          |
| Kasaragod          | 48         | 4          | 52          |
| Kollam             | 76         | 16         | 92          |
| Kottayam           | 134        | 12         | 146         |
| Kozhikode          | 43         | 23         | 66          |
| Malappuram         | 50         | 9          | 59          |
| Palakkad           | 80         | 14         | 94          |
| Pathanamthitta     | 62         | 14         | 76          |
| Thiruvananthapuram | 119        | 19         | 138         |
| Thrissur           | 48         | 35         | 83          |
| Wayanad            | 56         | 1          | 57          |
| <b>GrandTotal</b>  | <b>901</b> | <b>231</b> | <b>1132</b> |

TABLE3. Health Care Workers Coverage as on 19/11/2021 midnight

| <i>DISTRICT</i>           | <i>1<sup>ST</sup> DOSE</i> | <i>Percentage</i> | <i>2<sup>ND</sup> DOSE</i> | <i>Percentage Fully Vaccinated</i> |
|---------------------------|----------------------------|-------------------|----------------------------|------------------------------------|
| <b>Alappuzha</b>          | 29005                      | 100%              | 26790                      | 92%                                |
| <b>Ernakulam</b>          | 85550                      | 100%              | 74467                      | 87%                                |
| <b>Idukki</b>             | 13548                      | 100%              | 12804                      | 95%                                |
| <b>Kannur</b>             | 40375                      | 100%              | 36904                      | 91%                                |
| <b>Kasaragod</b>          | 11610                      | 100%              | 10626                      | 92%                                |
| <b>Kollam</b>             | 36026                      | 100%              | 33135                      | 92%                                |
| <b>Kottayam</b>           | 38693                      | 100%              | 35595                      | 92%                                |
| <b>Kozhikode</b>          | 52726                      | 100%              | 47022                      | 89%                                |
| <b>Malappuram</b>         | 44817                      | 100%              | 40984                      | 91%                                |
| <b>Palakkad</b>           | 34667                      | 100%              | 31230                      | 90%                                |
| <b>Pathanamthitta</b>     | 29326                      | 100%              | 24610                      | 84%                                |
| <b>Thiruvananthapuram</b> | 73401                      | 100%              | 65194                      | 89%                                |
| <b>Thrissur</b>           | 51907                      | 100%              | 48439                      | 93%                                |
| <b>Wayanad</b>            | 13973                      | 100%              | 13118                      | 94%                                |
| <b>GrandTotal</b>         | <b>555624</b>              | <b>100%</b>       | <b>500918</b>              | <b>90%</b>                         |

TABLE4. Frontline workers Coverage as on 19/11/2021 midnight

| <i>DISTRICT</i>           | <i>1<sup>ST</sup> DOSE</i> | <i>Percentage</i> | <i>2<sup>nd</sup> DOSE</i> | <i>Percentage Fully Vaccinated</i> |
|---------------------------|----------------------------|-------------------|----------------------------|------------------------------------|
| <b>Alappuzha</b>          | 39112                      | 100%              | 36224                      | 93%                                |
| <b>Ernakulam</b>          | 54910                      | 100%              | 49582                      | 90%                                |
| <b>Idukki</b>             | 22984                      | 100%              | 20889                      | 91%                                |
| <b>Kannur</b>             | 41370                      | 100%              | 39642                      | 96%                                |
| <b>Kasaragod</b>          | 24611                      | 100%              | 22158                      | 90%                                |
| <b>Kollam</b>             | 42209                      | 100%              | 37956                      | 90%                                |
| <b>Kottayam</b>           | 32125                      | 100%              | 30164                      | 94%                                |
| <b>Kozhikode</b>          | 55255                      | 100%              | 51539                      | 93%                                |
| <b>Malappuram</b>         | 53904                      | 100%              | 50498                      | 94%                                |
| <b>Palakkad</b>           | 48087                      | 100%              | 44700                      | 93%                                |
| <b>Pathanamthitta</b>     | 25241                      | 100%              | 22107                      | 88%                                |
| <b>Thiruvananthapuram</b> | 72956                      | 100%              | 66281                      | 91%                                |
| <b>Thrissur</b>           | 41898                      | 100%              | 40205                      | 96%                                |
| <b>Wayanad</b>            | 17017                      | 100%              | 15900                      | 93%                                |
| <b>GrandTotal</b>         | <b>571679</b>              | <b>100%</b>       | <b>527845</b>              | <b>92%</b>                         |



TABLE5.Age-Appropriate Group (≥45Years) Coverage as on 19/11/2021 midnight

| Age appropriate group(≥45years) Coverage as on 20/11/2021,12AM |                 |                               |            |                |                              |
|--|-----------------|-------------------------------|------------|----------------|------------------------------|
| District   | Target          | 1 <sup>st</sup> dose coverage | Percentage | 2nd dose       | Percentage Fully Vaccinated* |
| Alappuzha  | 960001          | 853175                        | 89%        | 661391         | 69%                          |
| Ernakulam  | 1483234         | 1440737                       | 97%        | 1150379        | 78%                          |
| Idukki   | 431545          | 437151                        | 101%       | 339706         | 79%                          |
| Kannur   | 965897          | 945509                        | 98%        | 720840         | 75%                          |
| Kasaragod  | 435487          | 428090                        | 98%        | 343385         | 79%                          |
| Kollam   | 1038759         | 1040748                       | 100%       | 781966         | 75%                          |
| Kottayam   | 896478          | 820444                        | 92%        | 625869         | 70%                          |
| Kozhikode  | 1185845         | 1161586                       | 98%        | 847586         | 71%                          |
| Malappuram   | 1210980         | 1175214                       | 97%        | 760563         | 63%                          |
| Palakkad   | 1051934         | 965988                        | 92%        | 699348         | 66%                          |
| Pathanamthitta   | 575669          | 588488                        | 102%       | 489658         | 85%                          |
| Thiruvananthapuram   | 1366301         | 1296366                       | 95%        | 1031235        | 75%                          |
| Thrissur   | 1271199         | 1230348                       | 97%        | 963159         | 76%                          |
| Wayanad  | 298546          | 303303                        | 102%       | 261941         | 88%                          |
| <b>Grand Total</b>   | <b>13171875</b> | <b>12687147</b>               | <b>96%</b> | <b>9677026</b> | <b>73%</b>                   |

\*Among those who took 1<sup>st</sup> Dose

TABLE6.Age-Appropriate Group (18-44Years) Coverage as on 19/11/2021 midnight

| 18-44 years Coverage as on 20/11/2021 at 12 AM |                 |                   |            |                   |                              |
|--|-----------------|-------------------|------------|-------------------|------------------------------|
| District                                       | Target          | First Dose        |            | 2nd Dose Coverage | Percentage fully vaccinated* |
|  |                 | 1st Dose Coverage | Percentage |                   |                              |
| Alappuzha                                      | 744178          | 608929            | 82%        | 323980            | 44%                          |
| Ernakulam                                      | 1470864         | 1400560           | 95%        | 723590            | 49%                          |
| Idukki   | 437537          | 390618            | 89%        | 186691            | 43%                          |
| Kannur   | 947964          | 880966            | 93%        | 391489            | 41%                          |
| Kasaragod                                      | 556876          | 455582            | 82%        | 229338            | 41%                          |
| Kollam   | 1054752         | 849205            | 81%        | 400758            | 38%                          |
| Kottayam                                       | 665544          | 598198            | 90%        | 324915            | 49%                          |
| Kozhikode                                      | 1313678         | 1098156           | 84%        | 403257            | 31%                          |
| Malappuram                                     | 1777378         | 1609850           | 91%        | 461223            | 26%                          |
| Palakkad                                       | 1088327         | 969265            | 89%        | 375839            | 35%                          |
| Pathanamthitta                                 | 460819          | 411584            | 89%        | 224834            | 49%                          |
| Thiruvananthapuram                             | 1309099         | 1154397           | 88%        | 641626            | 49%                          |
| Thrissur                                       | 1274465         | 998240            | 78%        | 540699            | 42%                          |
| Wayanad  | 361152          | 330824            | 92%        | 216620            | 60%                          |
| <b>Grand Total</b>                             | <b>13462633</b> | <b>11756374</b>   | <b>87%</b> | <b>5444859</b>    | <b>40%</b>                   |

\*Among those who have taken first dose

TABLE7.Achievement for the day 19/11/2021 midnight

| <i>DISTRICT</i>    | <i>1<sup>st</sup> Dose</i> | <i>2<sup>nd</sup> Dose</i> | <i>Total</i>  |
|--------------------|----------------------------|----------------------------|---------------|
| Alappuzha          | 179                        | 2193                       | 2372          |
| Ernakulam          | 1663                       | 16848                      | 18511         |
| Idukki             | 353                        | 5623                       | 5976          |
| Kannur             | 595                        | 9501                       | 10096         |
| Kasaragod          | 361                        | 4319                       | 4680          |
| Kollam             | 1062                       | 16082                      | 17144         |
| Kottayam           | 628                        | 11236                      | 11864         |
| Kozhikode          | 1568                       | 13938                      | 15506         |
| Malappuram         | 1199                       | 8122                       | 9321          |
| Palakkad           | 2846                       | 21954                      | 24800         |
| Pathanamthitta     | 494                        | 6879                       | 7373          |
| Thiruvananthapuram | 2014                       | 31176                      | 33190         |
| Thrissur           | 932                        | 10379                      | 11311         |
| Wayanad            | 367                        | 4219                       | 4586          |
| <b>Grand Total</b> | <b>14261</b>               | <b>162469</b>              | <b>176730</b> |

\*\* Vaccine stock details couldn't be downloaded from e-VIN portal as the portal is down.

TABLE9.COVID Vaccination related sites

|   |
|---|
| <a href="mailto:support@cowin.gov.in">support@cowin.gov.in</a><br><a href="https://www.cowin.gov.in/home">https://www.cowin.gov.in/home</a><br><a href="https://dashboard.kerala.gov.in/">https://dashboard.kerala.gov.in/</a><br><a href="https://dhs.kerala.gov.in/https://aogyakeralam.gov.in/https://sha.kerala.gov.in/">https://dhs.kerala.gov.in/https://aogyakeralam.gov.in/https://sha.kerala.gov.in/</a> |
|---|

*TABLE 10. COVID Vaccination related Helpline numbers*

| <b>National/State/District</b> | <b>Line1</b> | <b>Line2</b>   | <b>Line3</b> |
|--------------------------------|--------------|----------------|--------------|
| National Helpline              | 1075         | +91 1123978046 | 0120 4473222 |
| Disha                          | 1056         | 04712552056    |              |
| StateCallCenter                | 04712309251  | 04712309252    | 04712309255  |
| Thiruvananthapuram             | 9188610100   | 1077           |              |
| Kollam                         | 04742797609  | 8589015556     |              |
| Pathanamthitta                 | 04682222515  | 04682228220    |              |
| Alappuzha                      | 04772239999  |                |              |
| Kottayam                       | 04812565200  | 04812304800    | 04812581900  |
| Idukki                         | 18004255640  | 04862232220    | 04862233118  |
| Ernakulam                      | 9072303861   |                |              |
| Thrissur                       | 9400066921   | 9400066922     | 9400066923   |
| Palakkad                       | 04912505264  | 04912505189    | 8943341439   |
| Malappuram                     | 04832733253  | 04832737858    | 04832733252  |
| Kozhikode                      | 7594001442   |                |              |
| Wayanad                        | 04936202343  | 04936202375    | 9072510900   |
| Kannur                         | 04972700194  |                |              |
| Kasargod                       | 9061076590   | 9061079244     | 9061078026   |