



കേരള സർക്കാർ

COVID-19 OUTBREAK CONTROL AND PREVENTION STATE  
CELL HEALTH & FAMILY WELFARE DEPARTMENT  
Govt of Kerala  
[www.health.kerala.gov.in](http://www.health.kerala.gov.in)

[www.dhs.kerala.gov.in](http://www.dhs.kerala.gov.in)

[controlroomdhskerala@gmail.com](mailto:controlroomdhskerala@gmail.com)

**KeralaHEALTH-COVID-19 DAILY VACCINATION BULLETIN**

**Date: 21/11/2021**

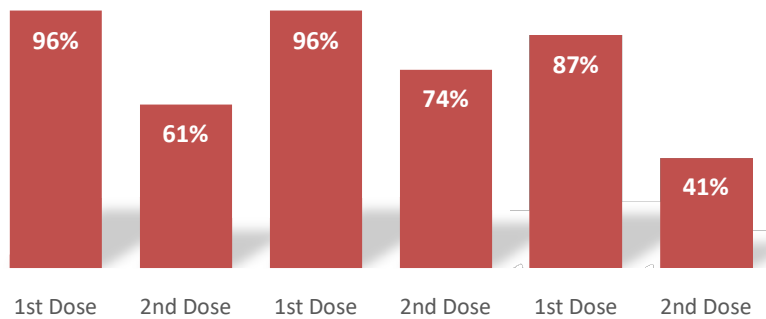
**OUR HEALTH OUR RESPONSIBILITY  
VACCINE ADVISORY**

- *People who are vaccinated with Covid Vaccine are reported to have reduced Covid related ICU admissions, serious disease and death.*
- *Early vaccination is useful to safeguard our life from this deadly disease.*
- *Vaccination sessions are planned as per the availability of vaccine. All are requested to cooperate.*
- *After receiving the first dose, second dose of Covishield vaccine is to be taken between 12–16 weeks and second dose of Covaxin between 4-6 weeks.*
- *Covid vaccination is currently available to all above the age of 18.*
- *Vaccination is available free of cost in all Government covid vaccination centers, and at a nominal rate (as per the GoI order F.No.2079203/2021/Immunization) in selected private Hospitals.*
- **ENSURE ALL YOUR ELIGIBLE FAMILY MEMBERS ARE PROTECTED BY RECEIVING ANY OF THE AVAILABLE COVID VACCINE.**
- **“BOTH COVAXIN AND COVISHIELD ARE EQUALLY EFFECTIVE AND SAFE”**
- **“BE FULLY PROTECTED – GET THE SECOND DOSE AT YOUR SCHEDULED TIME”**

## ANALYSIS

COVID-19 mass vaccinations are showing signs of preventing illness and steep decline in cases and hospital admissions in countries which done vaccination. Kerala started its vaccination for health care workers from January 16, 2021. The COVID-19 Vaccines Operational Guidelines issued by the Ministry of Health and Family Welfare, Govt. of India, 28th December 2020 and all subsequent Guidelines issued by Ministry of Health and Family Welfare, Govt of India are followed at the sites and all vaccination lanes

### Summary of COVID Vaccine Administered as on 21-11-2021 midnight

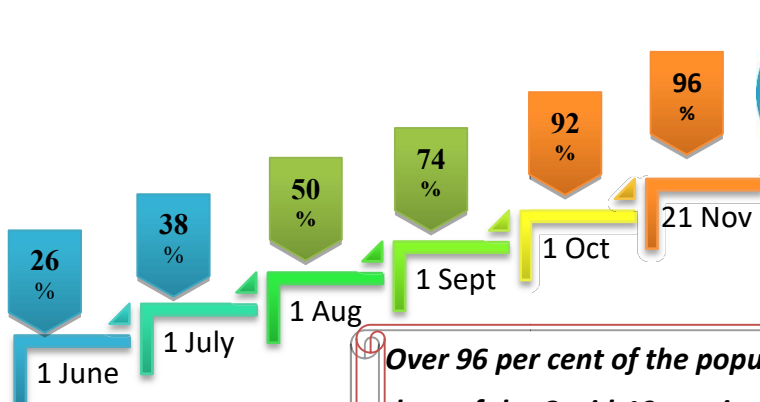


96% of eligible population vaccinated with a single dose till November 21

61% of eligible population vaccinated with double dose till November 21

State has vaccinated more than 96% of people aged more than 45 years with a single dose

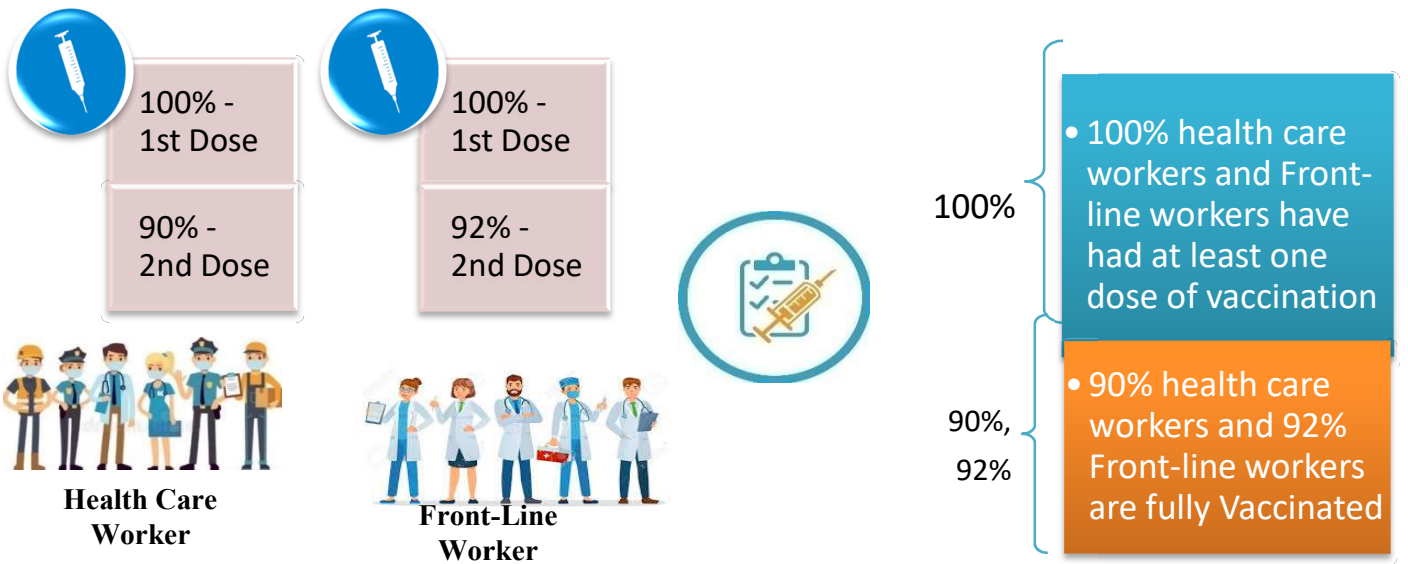
### Time Line of Vaccination Coverage



Kerala began administration of COVID 19 Vaccines on 16<sup>th</sup> January, 2021. As of 21<sup>th</sup> November 2021, Kerala has administered over 30 million doses overall, including first and second doses of vaccines.


**Over 96 per cent of the population in Kerala has been administered the first dose of the Covid-19 vaccine. The state has achieved the target within 309 days since the beginning of the vaccination drive on January 16.**

# Health Care Workers & Front-line Workers Vaccinated



## Are You Vaccinated? You Still Need to Practice: SMS

- Even after vaccination, follow COVID appropriate behavior
- Practice Social Distancing and greet without physical contact
- Always wear clean face mask
- Wash your hands thoroughly and frequently or use hand sanitizer
- Follow the current COVID 19 guidelines to prevent further spread
- Stay Safe. Stay Strong. Get Vaccinated



Even After Getting Vaccinated Keep Taking Precautions to Protect Your Self



# The Race Towards Full Vaccination - Weekly Trend

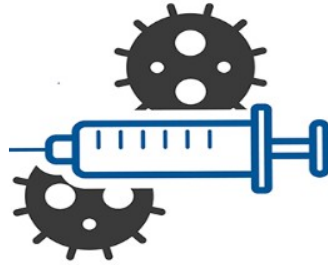
## 13<sup>th</sup> Nov – 19<sup>th</sup> Nov

Kerala Administered over

# 8.81 Lakh

COVID Vaccine Doses

in the last 7 days  
(13Nov to 19 Oct)

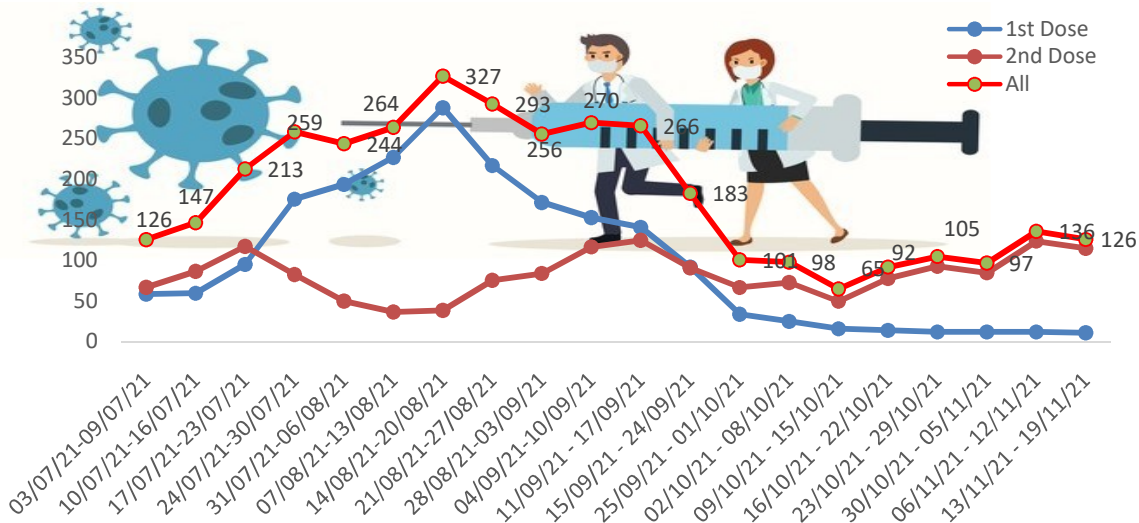


From 13<sup>th</sup> Nov to 19<sup>th</sup> Nov, on average

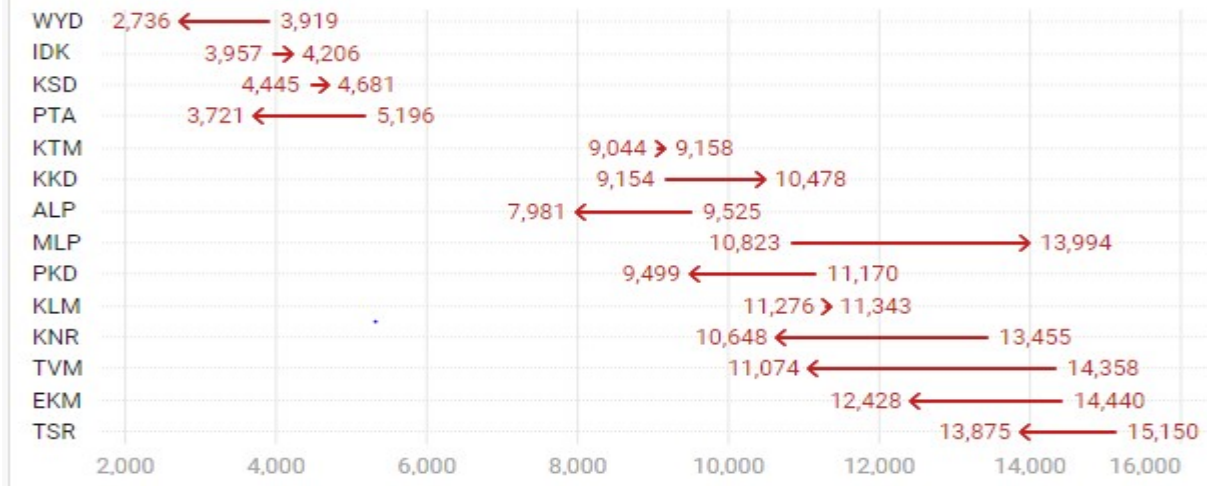
# 1.26 lakh

doses were administered daily.

Average Doses Administered Per day per week (in 1000)



Trend in average per day vaccination for the last two weeks



# Race Against Time – Vaccination Quarterly Status

(Q1: 16<sup>th</sup> Jan-Mar, Q2: Apr-June, Q3: July-Sep)

## Daily Average Dozes Administered per Quarter

In the first Quarter, only 42201 first dozes and 5324 second dozes were administered daily on average. During the second and third quarters, the daily vaccination of the first and second dozes increased significantly.

Q1 : 16<sup>th</sup> Jan – Mar

Q2 : Apr - June

Q3 : July - Sep



## Vaccination Achievement per Quarter

In the third quarter of the immunization drive, 52% of the eligible population (18 + age) in Kerala were given the first dose and 29% the second dose.

## Dose Progression

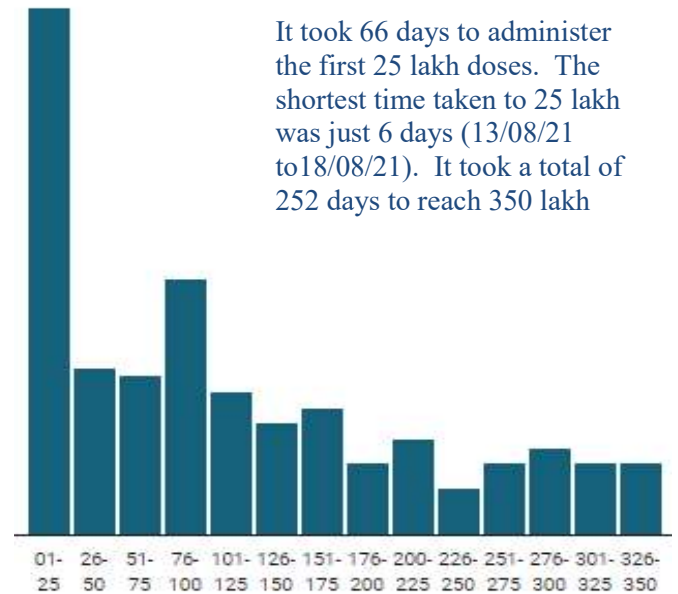
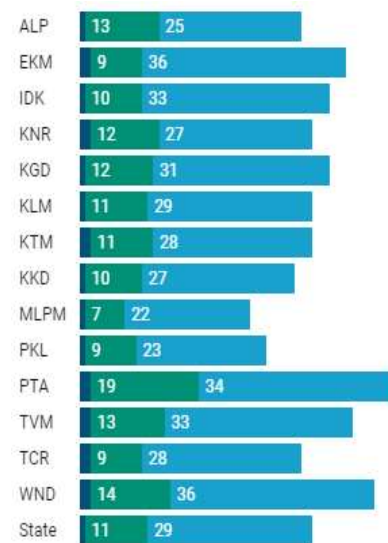
The chart shows the days taken for total COVID-19 Vaccination dozes in Kerala to cross every 25 lakh dose mark

■ Q1 ■ Q2 ■ Q3

### First Dose

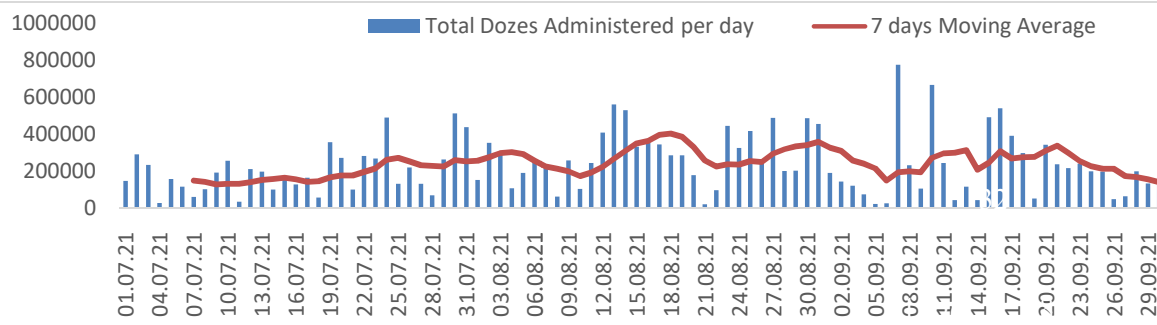


### Second Dose



## Vaccine Administered per Day and 7 days Moving Average in Last Quarter (July -

September) The seven-day moving average of daily dozes in the last quarter showed a peak on August 18th and continued to fluctuate thereafter



The average rate of daily vaccination fell between the last two weeks of September compared to the first three weeks. On 20/09/2021 the total dozes administered were 3.41 lakh, it declined thereafter and reached up to 1.34 lakh.

## Important Message to the Public

- a. *Infection or infection rate is only a part and disease manifestation of disease is to be monitored*
- b. *Fatality among vaccinated people is very less. Disease severity among vaccinated people is less.*
- c. *People with comorbidity should be careful. Once detected covid positive they should get admitted and do not stay at home.*
- d. *Death among non-vaccinated people, especially people with comorbidity is because of late arrival in hospitals*
- e. *Diabetes and Hypertension together is the most common cause of patient death if they arrive late.*
- f. *Vaccinated people, only if symptomatic are advised to consult Doctor.*
- g. *Non Vaccinated people, if symptomatic, may do RTPCR test*
- h. *Antigen testing is only for emergency purpose*
- i. *Non vaccinated people with co-morbidities to do testing by RTPCR and consult doctor*
- j. *Repeat RTPCR is not needed among the people who are detected COVID positive in the previous 2 months*
- k. *All young person detected positive and at home isolation should do glucose test*



TABLE1.Total Vaccination done in the State as on 21/11/2021 midnight

State Summary till			22/11/2021	at 12 AM		
District	Target	First Dose	Percentage *	Second Dose	Percentage*	Total Doses Administered
Alappuzha	1704179	1530839	90%	1062298	62%	2,593,137
Ernakulam	2954098	2983066	101%	2011328	68%	4,994,394
Idukki	869082	864611	99%	564339	65%	1,428,950
Kannur	1913861	1908744	100%	1195316	62%	3,104,060
Kasaragod	992363	920454	93%	613282	62%	1,533,736
Kollam	2093511	1968642	94%	1260383	60%	3,229,025
Kottayam	1562022	1490258	95%	1028283	66%	2,518,541
Kozhikode	2499523	2369910	95%	1374213	55%	3,744,123
Malappuram	2988358	2886375	97%	1331931	45%	4,218,306
Palakkad	2140261	2019917	94%	1167347	55%	3,187,264
Pathanamthitta	1036488	1054701	102%	762074	74%	1,816,775
Thiruvananthapuram	2675400	2597409	97%	1806611	68%	4,404,020
Thrissur	2545664	2323701	91%	1607370	63%	3,931,071
Wayanad	659698	665418	101%	510948	77%	1,176,366
<b>Grand Total</b>	<b>26634508</b>	<b>25584045</b>	<b>96%</b>	<b>16295723</b>	<b>61%</b>	<b>41,879,768</b>
*Revised target population(> 18 years) as per MOHFW is 2.67 crores *As per letter from Additional Secretary MOHFW- D O No 2317579/2021/Imm dated 15/09/2021						

TABLE2.Covid-19 Vaccination Center Functional in the State as on 21/11/2021 midnight

DISTRICTS	Public	Private	Total
Alappuzha	0	4	4
Ernakulam	5	20	25
Idukki	1	1	2
Kannur	1	12	13
Kasaragod	17	3	20
Kollam	0	7	7
Kottayam	0	4	4
Kozhikode	10	10	20
Malappuram	0	10	10
Palakkad	0	8	8
Pathanamthitta	3	1	4
Thiruvananthapuram	0	22	22
Thrissur	0	35	35
Wayanad	1	0	1
<b>GrandTotal</b>	<b>38</b>	<b>137</b>	<b>175</b>

TABLE3. Health Care Workers Coverage as on 21/11/2021 midnight

<i>DISTRICT</i>	<i>1<sup>ST</sup> DOSE</i>	<i>Percentage</i>	<i>2<sup>ND</sup> DOSE</i>	<i>Percentage Fully Vaccinated</i>
<b>Alappuzha</b>	29005	100%	26802	92%
<b>Ernakulam</b>	85550	100%	74483	87%
<b>Idukki</b>	13548	100%	12807	95%
<b>Kannur</b>	40375	100%	36911	91%
<b>Kasaragod</b>	11610	100%	10631	92%
<b>Kollam</b>	36026	100%	33140	92%
<b>Kottayam</b>	38693	100%	35610	92%
<b>Kozhikode</b>	52726	100%	47059	89%
<b>Malappuram</b>	44817	100%	40996	91%
<b>Palakkad</b>	34667	100%	31241	90%
<b>Pathanamthitta</b>	29326	100%	24610	84%
<b>Thiruvananthapuram</b>	73401	100%	65203	89%
<b>Thrissur</b>	51907	100%	48449	93%
<b>Wayanad</b>	13973	100%	13127	94%
<b>GrandTotal</b>	<b>555624</b>	<b>100%</b>	<b>501069</b>	<b>90%</b>

TABLE4. Frontline workers Coverage as on 21/11/2021 midnight

<i>DISTRICT</i>	<i>1<sup>ST</sup> DOSE</i>	<i>Percentage</i>	<i>2<sup>nd</sup> DOSE</i>	<i>Percentage Fully Vaccinated</i>
<b>Alappuzha</b>	39113	100%	36237	93%
<b>Ernakulam</b>	54910	100%	49608	90%
<b>Idukki</b>	22984	100%	20895	91%
<b>Kannur</b>	41370	100%	39644	96%
<b>Kasaragod</b>	24611	100%	22168	90%
<b>Kollam</b>	42209	100%	37965	90%
<b>Kottayam</b>	32125	100%	30173	94%
<b>Kozhikode</b>	55255	100%	51602	93%
<b>Malappuram</b>	53904	100%	50515	94%
<b>Palakkad</b>	48087	100%	44715	93%
<b>Pathanamthitta</b>	25241	100%	22108	88%
<b>Thiruvananthapuram</b>	72956	100%	66290	91%
<b>Thrissur</b>	41898	100%	40216	96%
<b>Wayanad</b>	17017	100%	15904	93%
<b>GrandTotal</b>	<b>571680</b>	<b>100%</b>	<b>528040</b>	<b>92%</b>



TABLE5.Age-Appropriate Group (≥45 Years) Coverage as on 21/11/2021 midnight

Age appropriate group (≥45 years) Coverage as on 22/11/2021,12AM					
District	Target	1 <sup>st</sup> dose coverage	Percentage	2nd dose	Percentage Fully Vaccinated*
Alappuzha	960001	853351	89%	665686	69%
Ernakulam	1483234	1441016	97%	1153911	78%
Idukki	431545	437208	101%	340882	79%
Kannur	965897	945613	98%	722660	75%
Kasaragod	435487	428169	98%	344462	79%
Kollam	1038759	1040861	100%	784031	75%
Kottayam	896478	820671	92%	629989	70%
Kozhikode	1185845	1162068	98%	857333	72%
Malappuram	1210980	1175658	97%	765833	63%
Palakkad	1051934	966415	92%	705567	67%
Pathanamthitta	575669	588500	102%	489883	85%
Thiruvananthapuram	1366301	1296456	95%	1031854	76%
Thrissur	1271199	1230732	97%	968497	76%
Wayanad	298546	303334	102%	262499	88%
<b>Grand Total</b>	<b>13171875</b>	<b>12690052</b>	<b>96%</b>	<b>9723087</b>	<b>74%</b>

\*Among those who took 1<sup>st</sup> Dose

TABLE6.Age-Appropriate Group (18-44Years) Coverage as on 21/11/2021 midnight

18-44 years Coverage as on 21/11/2021 at 12 AM					
District	Target	First Dose		2nd Dose Coverage	Percentage fully vaccinated*
		1st Dose Coverage	Percentage		
Alappuzha	744178	609370	82%	333573	45%
Ernakulam	1470864	1401590	95%	733326	50%
Idukki	437537	390871	89%	189755	43%
Kannur	947964	881386	93%	396101	42%
Kasaragod	556876	456064	82%	236021	42%
Kollam	1054752	849546	81%	405247	38%
Kottayam	665544	598769	90%	332511	50%
Kozhikode	1313678	1099861	84%	418219	32%
Malappuram	1777378	1611996	91%	474587	27%
Palakkad	1088327	970748	89%	385824	35%
Pathanamthitta	460819	411634	89%	225473	49%
Thiruvananthapuram	1309099	1154596	88%	643264	49%
Thrissur	1274465	999164	78%	550208	43%
Wayanad	361152	331094	92%	219418	61%
<b>Grand Total</b>	<b>13462633</b>	<b>11766689</b>	<b>87%</b>	<b>5543527</b>	<b>41%</b>

\*Among those who have taken first dose

TABLE7.Achievement for the day 21/11/2021 midnight

<i>DISTRICT</i>	<i>1<sup>st</sup> Dose</i>	<i>2<sup>nd</sup> Dose</i>	<i>Total</i>
Alappuzha	25	173	198
Ernakulam	273	2325	2598
Idukki	14	304	318
Kannur	11	155	166
Kasaragod	128	1921	2049
Kollam	6	111	117
Kottayam	6	39	45
Kozhikode	28	268	296
Malappuram	18	70	88
Palakkad	13	80	93
Pathanamthitta	1	63	64
Thiruvananthapuram	41	368	409
Thrissur	25	321	346
Wayanad	0	0	0
<b>Grand Total</b>	<b>589</b>	<b>6198</b>	<b>6787</b>

\*\* Vaccine stock details couldn't be downloaded from e-VIN portal as the portal is down.

TABLE9.COVID Vaccination related sites

<a href="mailto:support@cowin.gov.in">support@cowin.gov.in</a> <a href="https://www.cowin.gov.in/home">https://www.cowin.gov.in/home</a> <a href="https://dashboard.kerala.gov.in/">https://dashboard.kerala.gov.in/</a> <a href="https://dhs.kerala.gov.in/https://aaryakeralam.gov.in/https://sha.kerala.gov.in/">https://dhs.kerala.gov.in/https://aaryakeralam.gov.in/https://sha.kerala.gov.in/</a>
---

*TABLE 10. COVID Vaccination related Helpline numbers*

<b>National/State/District</b>	<b>Line1</b>	<b>Line2</b>	<b>Line3</b>
National Helpline	1075	+91 1123978046	0120 4473222
Disha	1056	04712552056	
StateCallCenter	04712309251	04712309252	04712309255
Thiruvananthapuram	9188610100	1077	
Kollam	04742797609	8589015556	
Pathanamthitta	04682222515	04682228220	
Alappuzha	04772239999		
Kottayam	04812565200	04812304800	04812581900
Idukki	18004255640	04862232220	04862233118
Ernakulam	9072303861		
Thrissur	9400066921	9400066922	9400066923
Palakkad	04912505264	04912505189	8943341439
Malappuram	04832733253	04832737858	04832733252
Kozhikode	7594001442		
Wayanad	04936202343	04936202375	9072510900
Kannur	04972700194		
Kasargod	9061076590	9061079244	9061078026