



കേരള സർക്കാർ

COVID-19 OUTBREAK CONTROL AND PREVENTION STATE
CELL HEALTH & FAMILY WELFARE DEPARTMENT
Govt of Kerala
www.health.kerala.gov.in

www.dhs.kerala.gov.in

controlroomdhskerala@gmail.com

KeralaHEALTH-COVID-19 DAILY VACCINATION BULLETIN

Date: 22/11/2021

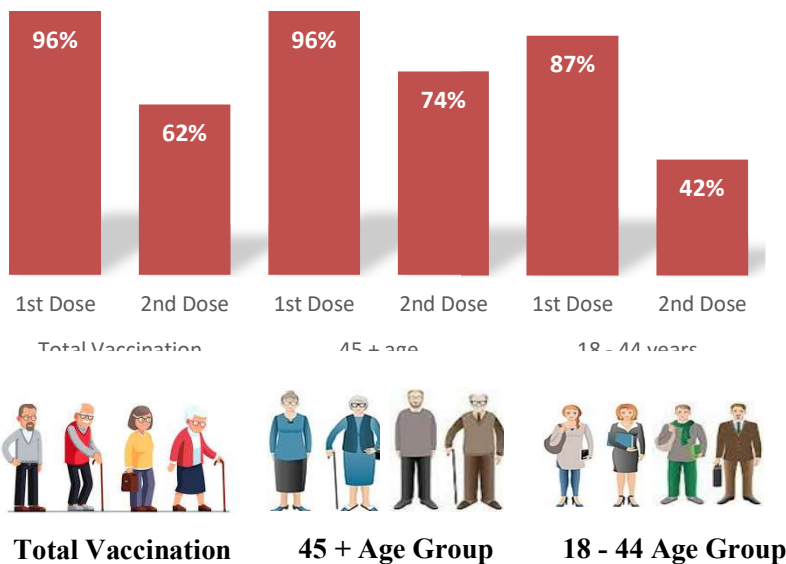
**OUR HEALTH OUR RESPONSIBILITY
VACCINE ADVISORY**

- *People who are vaccinated with Covid Vaccine are reported to have reduced Covid related ICU admissions, serious disease and death.*
- *Early vaccination is useful to safeguard our life from this deadly disease.*
- *Vaccination sessions are planned as per the availability of vaccine. All are requested to cooperate.*
- *After receiving the first dose, second dose of Covishield vaccine is to be taken between 12–16 weeks and second dose of Covaxin between 4–6 weeks.*
- *Covid vaccination is currently available to all above the age of 18*
- *Vaccination is available free of cost in all Government covid vaccination centers, and at a nominal rate (as per the GoI order F.No.2079203/2021/Immunization) in selected private Hospitals.*
- **ENSURE ALL YOUR ELIGIBLE FAMILY MEMBERS ARE PROTECTED BY RECEIVING ANY OF THE AVAILABLE COVID VACCINE.**
- **“BOTH COVAXIN AND COVISHIELD ARE EQUALLY EFFECTIVE AND SAFE”**
- **“BE FULLY PROTECTED – GET THE SECOND DOSE AT YOUR SCHEDULED TIME”**

ANALYSIS

COVID-19 mass vaccinations are showing signs of preventing illness and steep decline in cases and hospital admissions in countries which done vaccination. Kerala started its vaccination for health care workers from January 16, 2021. The COVID-19 Vaccines Operational Guidelines issued by the Ministry of Health and Family Welfare, Govt. of India, 28th December 2020 and all subsequent Guidelines issued by Ministry of Health and Family Welfare, Govt of India are followed at the sites and all vaccination lanes

Summary of COVID Vaccine Administered as on 22-11-2021 midnight

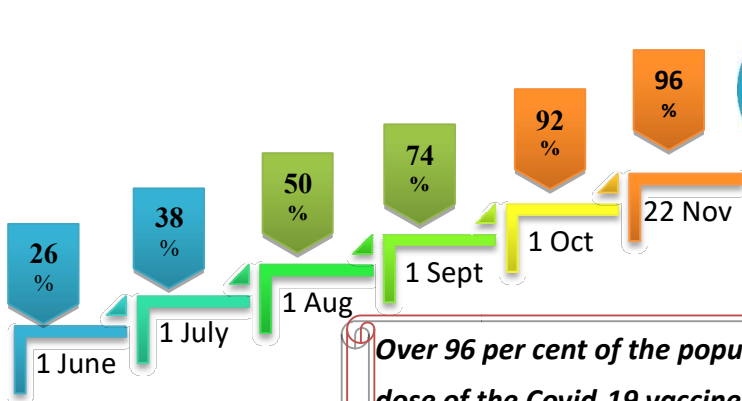


96% of eligible population vaccinated with a single dose till November 22

62% of eligible population vaccinated with double dose till November 22

State has vaccinated more than 96% of people aged more than 45 years with a single dose

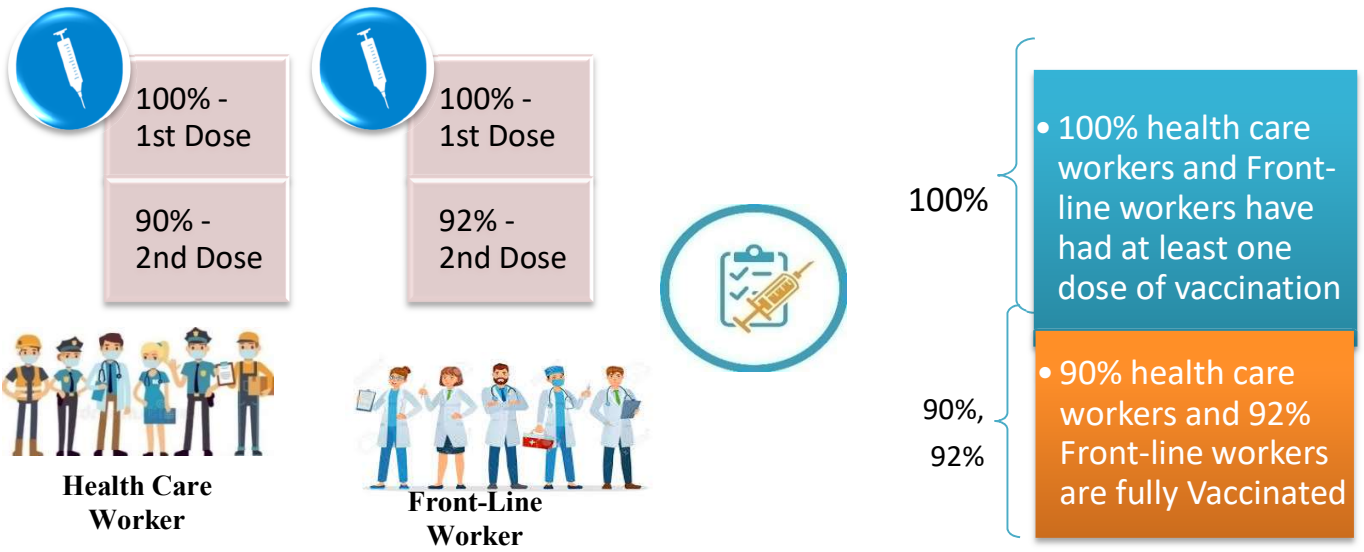
Time Line of Vaccination Coverage



Kerala began administration of COVID 19 Vaccines on 16th January, 2021. As of 22th November 2021, Kerala has administered over 30 million doses overall, including first and second doses of vaccines.


Over 96 per cent of the population in Kerala has been administered the first dose of the Covid-19 vaccine. The state has achieved the target within 310 days since the beginning of the vaccination drive on January 16.

Health Care Workers & Front-line Workers Vaccinated



Are You Vaccinated? You Still Need to Practice: SMS

- Even after vaccination, follow COVID appropriate behavior
- Practice Social Distancing and greet without physical contact
- Always wear clean face mask
- Wash your hands thoroughly and frequently or use hand sanitizer
- Follow the current COVID 19 guidelines to prevent further spread
- Stay Safe. Stay Strong. Get Vaccinated



Even After Getting Vaccinated Keep Taking Precautions to Protect Your Self

			
GET VACCINATED	WASH YOUR HANDS	WEAR A MASK	KEEP YOUR DISTANCE

The Race Towards Full Vaccination - Weekly Trend

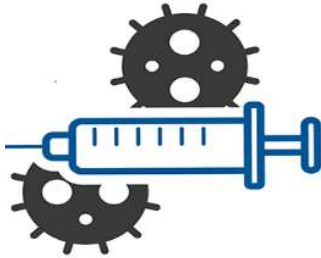
13th Nov – 19th Nov

Kerala Administered over

8.81 Lakh

COVID Vaccine Doses

in the last 7 days
(13 Nov to 19 Oct)



From 13th Nov to 19th Nov, on average

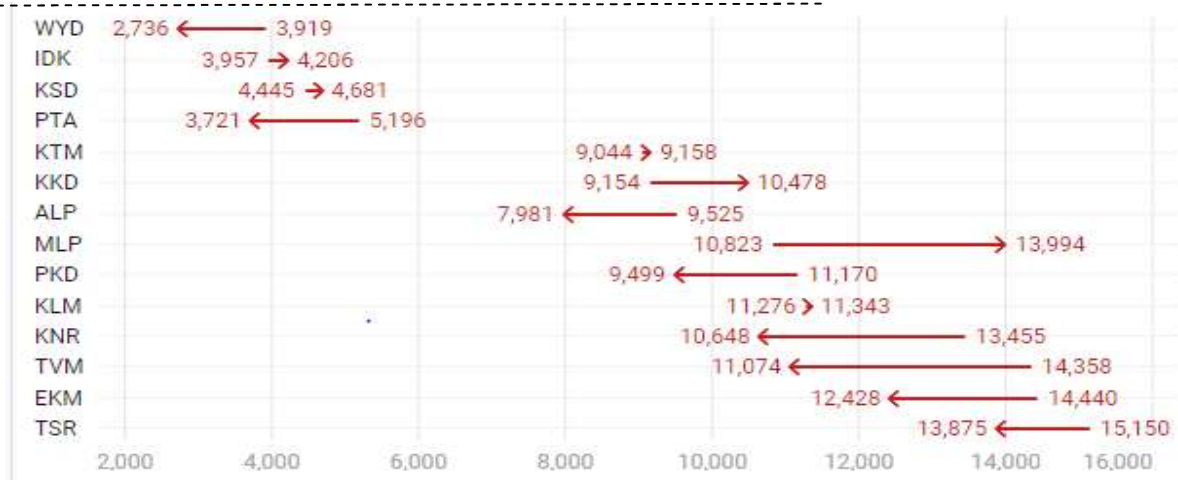
1.26 lakh

doses were administered daily.

Average Doses Administered Per day per week (in 1000)



Trend in average per day vaccination for the last two weeks



Race Against Time – Vaccination Quarterly Status

(Q1: 16th Jan-Mar, Q2: Apr-June, Q3: July-Sep)

Daily Average Dozes Administered per Quarter

In the first Quarter, only 42201 first dozes and 5324 second dozes were administered daily on average. During the second and third quarters, the daily vaccination of the first and second dozes increased significantly.

Q1 : 16th Jan – Mar

Q2 : Apr - June

Q3 : July - Sep



Vaccination Achievement per Quarter

In the third quarter of the immunization drive, 52% of the eligible population (18 + age) in Kerala were given the first dose and 29% the second dose.

Dose Progression

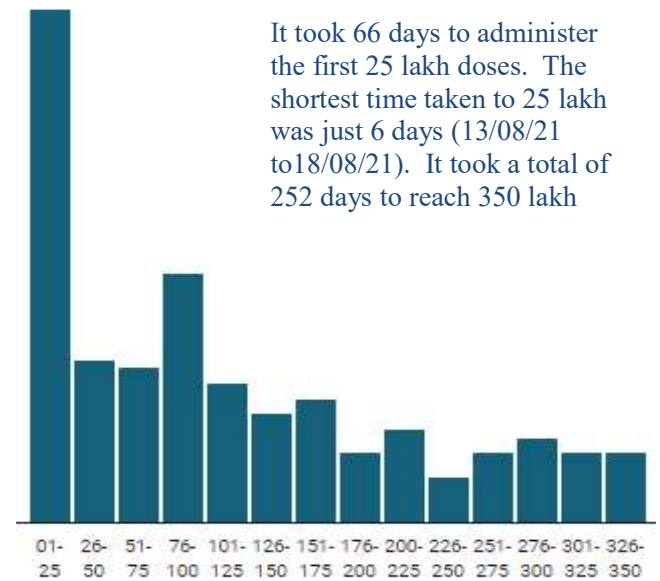
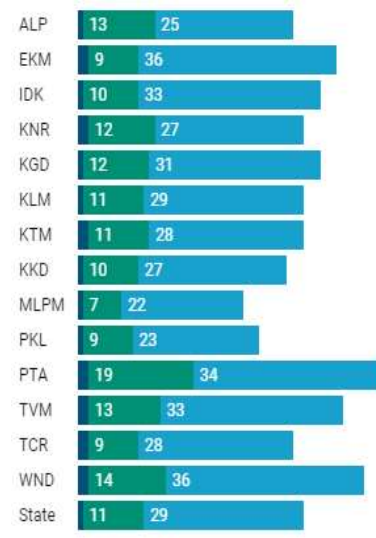
The chart shows the days taken for total COVID-19 Vaccination doses in Kerala to cross every 25 lakh dose mark

■ Q1 ■ Q2 ■ Q3

First Dose

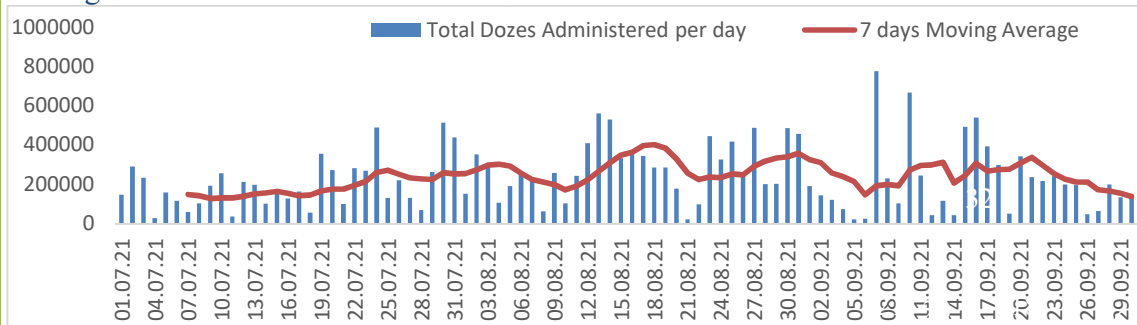


Second Dose



Vaccine Administered per Day and 7 days Moving Average in Last Quarter (July -

September) The seven-day moving average of daily doses in the last quarter showed a peak on August 18th and continued to fluctuate thereafter



The average rate of daily vaccination fell between the last two weeks of September compared to the first three weeks. On 20/09/2021 the total doses administered were 3.41 lakh, it declined thereafter and reached up to 1.34 lakh.

Important Message to the Public

- a. *Infection or infection rate is only a part and disease manifestation of disease is to be monitored*
- b. *Fatality among vaccinated people is very less. Disease severity among vaccinated people is less.*
- c. *People with comorbidity should be careful. Once detected covid positive they should get admitted and do not stay at home.*
- d. *Death among non-vaccinated people, especially people with comorbidity is because of late arrival in hospitals*
- e. *Diabetes and Hypertension together is the most common cause of patient death if they arrive late.*
- f. *Vaccinated people, only if symptomatic are advised to consult Doctor.*
- g. *Non Vaccinated people, if symptomatic, may do RTPCR test*
- h. *Antigen testing is only for emergency purpose*
- i. *Non vaccinated people with co-morbidities to do testing by RTPCR and consult doctor*
- j. *Repeat RTPCR is not needed among the people who are detected COVID positive in the previous 2 months*
- k. *All young person detected positive and at home isolation should do glucose test*

TABLE1.Total Vaccination done in the State as on 22/11/2021 midnight

State Summary till			23/11/2021	at 12 AM		
District	Target	First Dose	Percentage *	Second Dose	Percentage*	Total Doses Administered
Alappuzha	1704179	1531475	90%	1070317	63%	26,01,792
Ernakulam	2954098	2984436	101%	2022563	68%	50,06,999
Idukki	869082	864988	100%	571393	66%	14,36,381
Kannur	1913861	1908980	100%	1197939	63%	31,06,919
Kasaragod	992363	921061	93%	620035	62%	15,41,096
Kollam	2093511	1969391	94%	1269740	61%	32,39,131
Kottayam	1562022	1490439	95%	1030763	66%	25,21,202
Kozhikode	2499523	2371076	95%	1384665	55%	37,55,741
Malappuram	2988358	2888704	97%	1349093	45%	42,37,797
Palakkad	2140261	2021543	94%	1179015	55%	32,00,558
Pathanamthitta	1036488	1054748	102%	762516	74%	18,17,264
Thiruvananthapuram	2675400	2597604	97%	1808860	68%	44,06,464
Thrissur	2545664	2324234	91%	1613414	63%	39,37,648
Wayanad	659698	665675	101%	513780	78%	11,79,455
Grand Total	26634508	25594354	96%	16394093	62%	4,19,88,447
	*Revised target population(> 18 years) as per MOHFW is 2.67 crores *As per letter from Additional Secretary MOHFW- D O No 2317579/2021/Imm dated 15/09/2021					

TABLE2.Covid-19 Vaccination Center Functional in the State as on 22/11/2021 midnight

DISTRICTS	Public	Private	Total
Alappuzha	86	8	94
Ernakulam	46	47	93
Idukki	40	3	43
Kannur	37	12	49
Kasaragod	49	2	51
Kollam	65	15	80
Kottayam	7	10	17
Kozhikode	48	18	66
Malappuram	73	11	84
Palakkad	83	14	97
Pathanamthitta	11	12	23
Thiruvananthapuram	32	22	54
Thrissur	31	35	66
Wayanad	56	0	56
GrandTotal	664	209	873

TABLE3. Health Care Workers Coverage as on 22/11/2021 midnight

<i>DISTRICT</i>	<i>1ST DOSE</i>	<i>Percentage</i>	<i>2ND DOSE</i>	<i>Percentage Fully Vaccinated</i>
Alappuzha	29005	100%	26808	92%
Ernakulam	85550	100%	74495	87%
Idukki	13548	100%	12814	95%
Kannur	40375	100%	36912	91%
Kasaragod	11610	100%	10633	92%
Kollam	36026	100%	33147	92%
Kottayam	38693	100%	35611	92%
Kozhikode	52726	100%	47076	89%
Malappuram	44817	100%	41007	91%
Palakkad	34667	100%	31248	90%
Pathanamthitta	29326	100%	24611	84%
Thiruvananthapuram	73401	100%	65209	89%
Thrissur	51907	100%	48454	93%
Wayanad	13973	100%	13128	94%
GrandTotal	555624	100%	501153	90%

TABLE4. Frontline workers Coverage as on 22/11/2021 midnight

<i>DISTRICT</i>	<i>1ST DOSE</i>	<i>Percentage</i>	<i>2nd DOSE</i>	<i>Percentage Fully Vaccinated</i>
Alappuzha	39113	100%	36247	93%
Ernakulam	54910	100%	49621	90%
Idukki	22984	100%	20903	91%
Kannur	41370	100%	39644	96%
Kasaragod	24611	100%	22171	90%
Kollam	42209	100%	37983	90%
Kottayam	32125	100%	30174	94%
Kozhikode	55255	100%	51634	93%
Malappuram	53904	100%	50528	94%
Palakkad	48087	100%	44721	93%
Pathanamthitta	25241	100%	22110	88%
Thiruvananthapuram	72956	100%	66297	91%
Thrissur	41899	100%	40219	96%
Wayanad	17017	100%	15910	93%
GrandTotal	571681	100%	528162	92%

TABLE5.Age-Appropriate Group (≥45 Years) Coverage as on 22/11/2021 midnight

Age appropriate group (≥45 years) Coverage as on 23/11/2021,12AM					
District	Target	1 st dose coverage	Percentage	2nd dose	Percentage Fully Vaccinated*
Alappuzha	960001	853556	89%	668500	70%
Ernakulam	1483234	1441256	97%	1156874	78%
Idukki	431545	437299	101%	342900	79%
Kannur	965897	945674	98%	723480	75%
Kasaragod	435487	428274	98%	345596	79%
Kollam	1038759	1041050	100%	787037	76%
Kottayam	896478	820719	92%	631043	70%
Kozhikode	1185845	1162339	98%	860980	73%
Malappuram	1210980	1176113	97%	771108	64%
Palakkad	1051934	966768	92%	710361	68%
Pathanamthitta	575669	588515	102%	490002	85%
Thiruvananthapuram	1366301	1296514	95%	1032515	76%
Thrissur	1271199	1230880	97%	970690	76%
Wayanad	298546	303364	102%	262930	88%
Grand Total	13171875	12692321	96%	9754016	74%

*Among those who took 1st Dose

TABLE6.Age-Appropriate Group (18-44Years) Coverage as on 22/11/2021 midnight

18-44 years Coverage as on 23/11/2021 at 12 AM					
District	Target	First Dose		2nd Dose	Percentage fully vaccinated*
		1st Dose Coverage	Percentage	Coverage	
Alappuzha	744178	609801	82%	338762	46%
Ernakulam	1470864	1402720	95%	741573	50%
Idukki	437537	391157	89%	194776	45%
Kannur	947964	881561	93%	397903	42%
Kasaragod	556876	456566	82%	241635	43%
Kollam	1054752	850106	81%	411573	39%
Kottayam	665544	598902	90%	333935	50%
Kozhikode	1313678	1100756	84%	424975	32%
Malappuram	1777378	1613870	91%	486450	27%
Palakkad	1088327	972021	89%	392685	36%
Pathanamthitta	460819	411666	89%	225793	49%
Thiruvananthapuram	1309099	1154733	88%	644839	49%
Thrissur	1274465	999548	78%	554051	43%
Wayanad	361152	331321	92%	221812	61%
Grand Total	13462633	11774728	87%	5610762	42%

*Among those who have taken first dose

TABLE7.Achievement for the day 22/11/2021 midnight

<i>DISTRICT</i>	<i>1st Dose</i>	<i>2nd Dose</i>	<i>Total</i>
Alappuzha	636	8019	8655
Ernakulam	1370	11233	12603
Idukki	377	7052	7429
Kannur	236	2619	2855
Kasaragod	607	6750	7357
Kollam	748	9339	10087
Kottayam	181	2479	2660
Kozhikode	1153	10382	11535
Malappuram	2327	17145	19472
Palakkad	1625	11665	13290
Pathanamthitta	47	440	487
Thiruvananthapuram	195	2249	2444
Thrissur	533	6041	6574
Wayanad	257	2832	3089
Grand Total	10292	98245	108537

** Vaccine stock details couldn't be downloaded from e-VIN portal as the portal is down.

TABLE9.COVID Vaccination related sites

support@cowin.gov.in https://www.cowin.gov.in/home https://dashboard.kerala.gov.in/ https://dhs.kerala.gov.in/https://aogyakeralam.gov.in/https://sha.kerala.gov.in/

TABLE 10. COVID Vaccination related Helpline numbers

National/State/District	Line1	Line2	Line3
National Helpline	1075	+91 1123978046	0120 4473222
Disha	1056	04712552056	
StateCallCenter	04712309251	04712309252	04712309255
Thiruvananthapuram	9188610100	1077	
Kollam	04742797609	8589015556	
Pathanamthitta	04682222515	04682228220	
Alappuzha	04772239999		
Kottayam	04812565200	04812304800	04812581900
Idukki	18004255640	04862232220	04862233118
Ernakulam	9072303861		
Thrissur	9400066921	9400066922	9400066923
Palakkad	04912505264	04912505189	8943341439
Malappuram	04832733253	04832737858	04832733252
Kozhikode	7594001442		
Wayanad	04936202343	04936202375	9072510900
Kannur	04972700194		
Kasargod	9061076590	9061079244	9061078026