



കേരള സർക്കാർ

COVID-19 OUTBREAK CONTROL AND PREVENTION STATE
CELL HEALTH & FAMILY WELFARE DEPARTMENT
Govt of Kerala
www.health.kerala.gov.in

www.dhs.kerala.gov.in

controlroomdhskerala@gmail.com

KeralaHEALTH-COVID-19 DAILY VACCINATION BULLETIN

Date: 23/11/2021

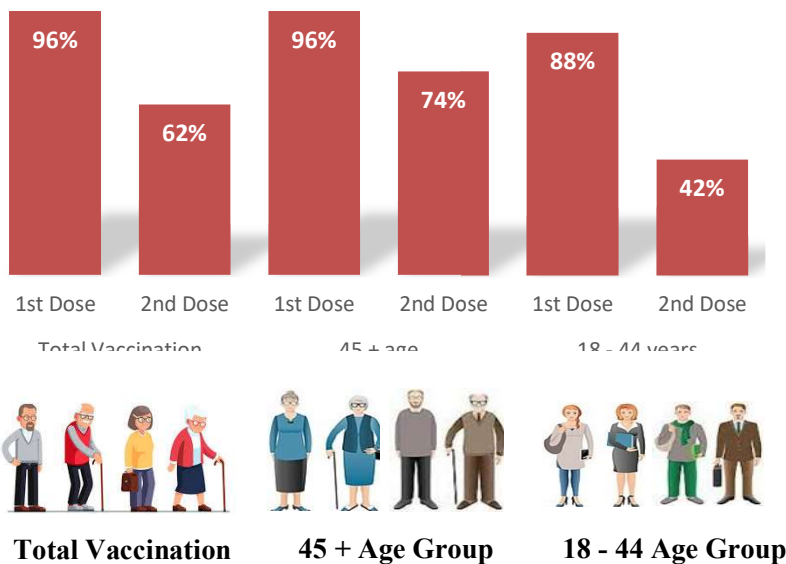
**OUR HEALTH OUR RESPONSIBILITY
VACCINE ADVISORY**

- *People who are vaccinated with Covid Vaccine are reported to have reduced Covid related ICU admissions, serious disease and death.*
- *Early vaccination is useful to safeguard our life from this deadly disease.*
- *Vaccination sessions are planned as per the availability of vaccine. All are requested to cooperate.*
- *After receiving the first dose, second dose of Covishield vaccine is to be taken between 12–16 weeks and second dose of Covaxin between 4–6 weeks.*
- *Covid vaccination is currently available to all above the age of 18*
- *Vaccination is available free of cost in all Government covid vaccination centers, and at a nominal rate (as per the GoI order F.No.2079203/2021/Immunization) in selected private Hospitals.*
- **ENSURE ALL YOUR ELIGIBLE FAMILY MEMBERS ARE PROTECTED BY RECEIVING ANY OF THE AVAILABLE COVID VACCINE.**
- **“BOTH COVAXIN AND COVISHIELD ARE EQUALLY EFFECTIVE AND SAFE”**
- **“BE FULLY PROTECTED – GET THE SECOND DOSE AT YOUR SCHEDULED TIME”**

ANALYSIS

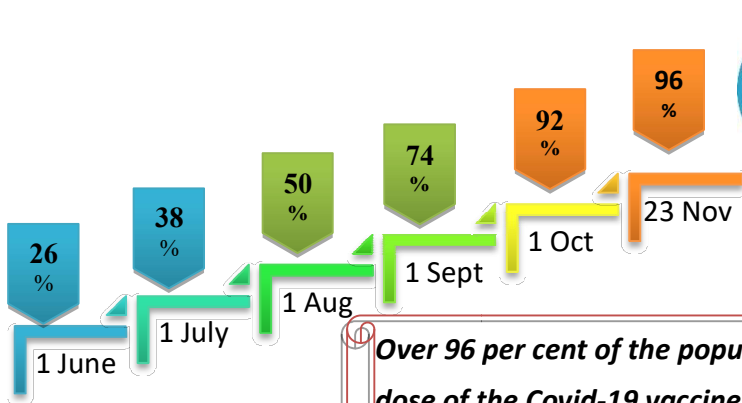
COVID-19 mass vaccinations are showing signs of preventing illness and steep decline in cases and hospital admissions in countries which done vaccination. Kerala started its vaccination for health care workers from January 16, 2021. The COVID-19 Vaccines Operational Guidelines issued by the Ministry of Health and Family Welfare, Govt. of India, 28th December 2020 and all subsequent Guidelines issued by Ministry of Health and Family Welfare, Govt of India are followed at the sites and all vaccination lanes

Summary of COVID Vaccine Administered as on 23-11-2021 midnight



- 96% of eligible population vaccinated with a single dose till November 23
- 62% of eligible population vaccinated with double dose till November 23
- State has vaccinated more than 96% of people aged more than 45 years with a single dose

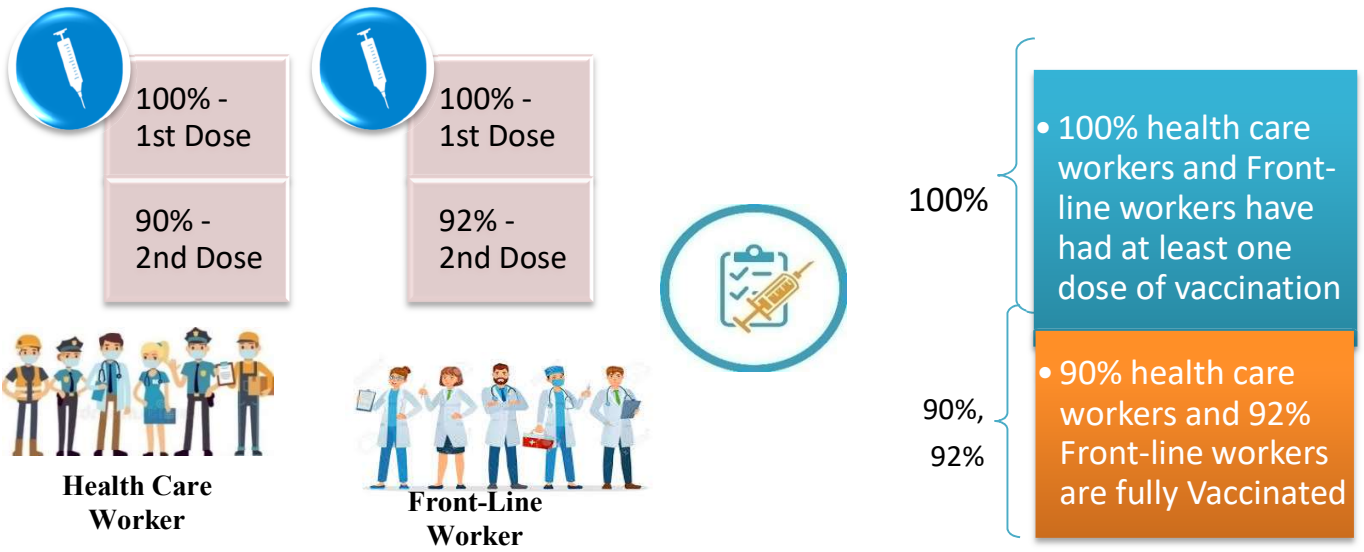
Time Line of Vaccination Coverage



Kerala began administration of COVID 19 Vaccines on 16th January, 2021. As of 23th November 2021, Kerala has administered over 30 million doses overall, including first and second doses of vaccines.


Over 96 per cent of the population in Kerala has been administered the first dose of the Covid-19 vaccine. The state has achieved the target within 311 days since the beginning of the vaccination drive on January 16.

Health Care Workers & Front-line Workers Vaccinated



Are You Vaccinated? You Still Need to Practice: SMS

- Even after vaccination, follow COVID appropriate behavior
- Practice Social Distancing and greet without physical contact
- Always wear clean face mask
- Wash your hands thoroughly and frequently or use hand sanitizer
- Follow the current COVID 19 guidelines to prevent further spread
- Stay Safe. Stay Strong. Get Vaccinated



Even After Getting Vaccinated Keep Taking Precautions to Protect Your Self

			
GET VACCINATED	WASH YOUR HANDS	WEAR A MASK	KEEP YOUR DISTANCE

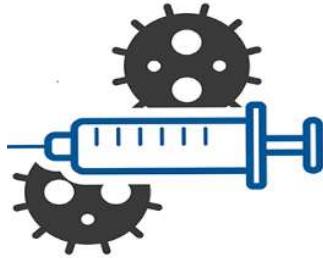
The Race Towards Full Vaccination - Weekly Trend 13th Nov – 19th Nov

Kerala Administered over

8.81 Lakh

COVID Vaccine Doses

in the last 7 days
(13 Nov to 19 Oct)

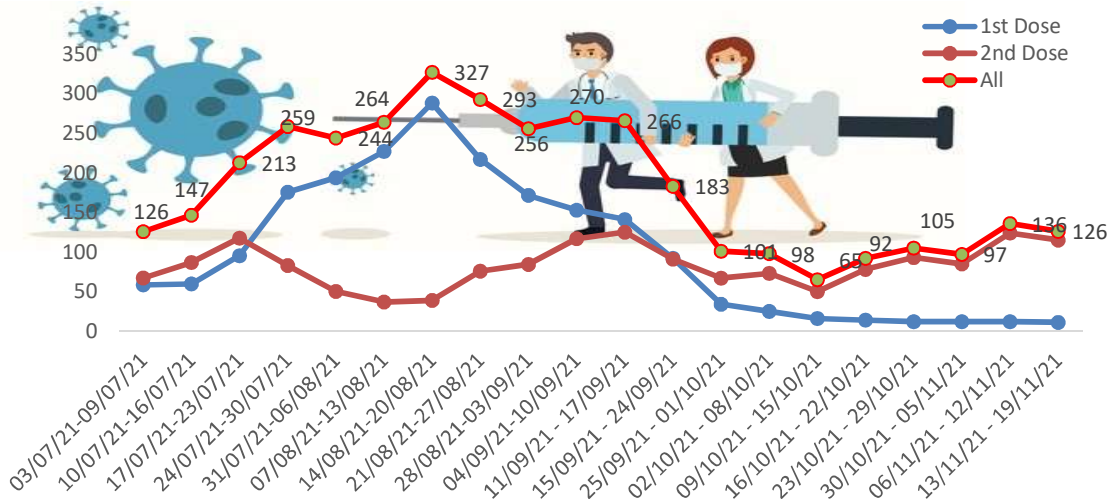


From 13th Nov to 19th Nov, on average

1.26 lakh

 doses were administered daily.

Average Doses Administered Per day per week (in 1000)



Trend in average per day vaccination for the last two weeks



Race Against Time – Vaccination Quarterly Status

(Q1:16th Jan-Mar, Q2: Apr-June, Q3: July-Sep)

Daily Average Dozes Administered per Quarter

In the first Quarter, only 42201 first dozes and 5324 second dozes were administered daily on average. During the second and third quarters, the daily vaccination of the first and second dozes increased significantly.

Q1 : 16th Jan – Mar

Q2 : Apr - June

Q3 : July - Sep



Vaccination Achievement per Quarter

In the third quarter of the immunization drive, 52% of the eligible population (18 + age) in Kerala were given the first dose and 29% the second dose.

Dose Progression

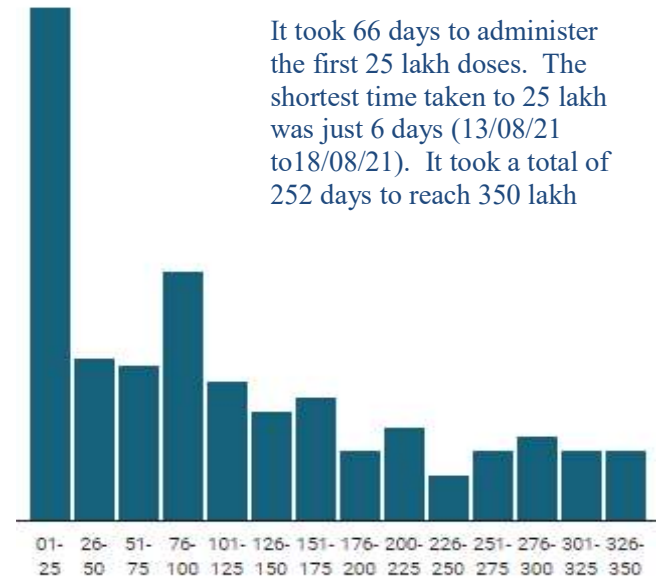
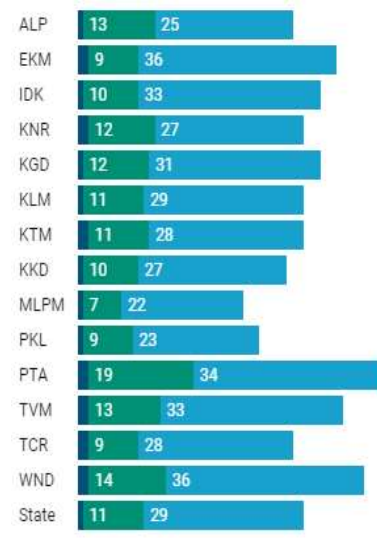
The chart shows the days taken for total COVID-19 Vaccination doses in Kerala to cross every 25 lakh dose mark

■ Q1 ■ Q2 ■ Q3

First Dose

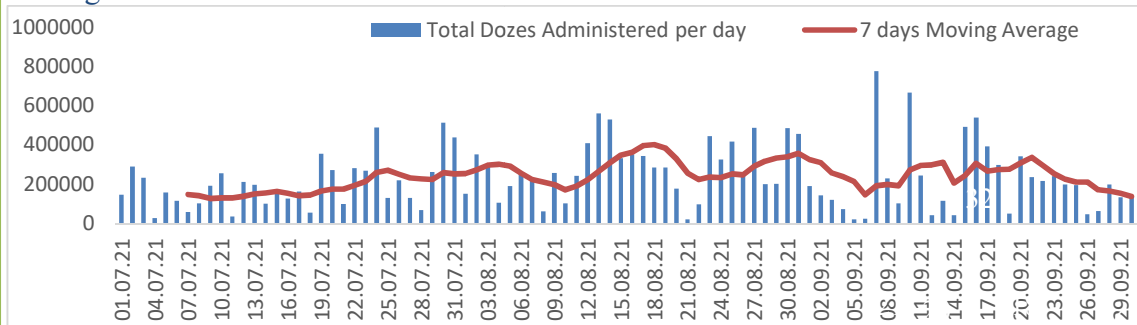


Second Dose



Vaccine Administered per Day and 7 days Moving Average in Last Quarter (July -

September) The seven-day moving average of daily doses in the last quarter showed a peak on August 18th and continued to fluctuate thereafter



The average rate of daily vaccination fell between the last two weeks of September compared to the first three weeks. On 20/09/2021 the total doses administered were 3.41 lakh, it declined thereafter and reached up to 1.34 lakh.

Important Message to the Public

- a. *Infection or infection rate is only a part and disease manifestation of disease is to be monitored*
- b. *Fatality among vaccinated people is very less. Disease severity among vaccinated people is less.*
- c. *People with comorbidity should be careful. Once detected covid positive they should get admitted and do not stay at home.*
- d. *Death among non-vaccinated people, especially people with comorbidity is because of late arrival in hospitals*
- e. *Diabetes and Hypertension together is the most common cause of patient death if they arrive late.*
- f. *Vaccinated people, only if symptomatic are advised to consult Doctor.*
- g. *Non Vaccinated people, if symptomatic, may do RTPCR test*
- h. *Antigen testing is only for emergency purpose*
- i. *Non vaccinated people with co-morbidities to do testing by RTPCR and consult doctor*
- j. *Repeat RTPCR is not needed among the people who are detected COVID positive in the previous 2 months*
- k. *All young person detected positive and at home isolation should do glucose test*

TABLE1.Total Vaccination done in the State as on 23/11/2021 midnight

State Summary till			24/11/2021	at 12 AM		
District	Target	First Dose	Percentage *	Second Dose	Percentage*	Total Doses Administered
Alappuzha	1704179	1531842	90%	1074008	63%	26,05,850
Ernakulam	2954098	2986548	101%	2044216	69%	50,30,764
Idukki	869082	865204	100%	575525	66%	14,40,729
Kannur	1913861	1909199	100%	1200843	63%	31,10,042
Kasaragod	992363	921495	93%	625546	63%	15,47,041
Kollam	2093511	1969930	94%	1276664	61%	32,46,594
Kottayam	1562022	1491587	95%	1047487	67%	25,39,074
Kozhikode	2499523	2372450	95%	1397239	56%	37,69,689
Malappuram	2988358	2890219	97%	1361672	46%	42,51,891
Palakkad	2140261	2023299	95%	1194419	56%	32,17,718
Pathanamthitta	1036488	1055435	102%	772754	75%	18,28,189
Thiruvananthapuram	2675400	2597951	97%	1813924	68%	44,11,875
Thrissur	2545664	2325435	91%	1627363	64%	39,52,798
Wayanad	659698	665900	101%	515850	78%	11,81,750
Grand Total	26634508	25606494	96%	16527510	62%	4,21,34,004
	*Revised target population(> 18 years) as per MOHFW is 2.67 crores *As per letter from Additional Secretary MOHFW- D O No 2317579/2021/Imm dated 15/09/2021					

TABLE2.Covid-19 Vaccination Center Functional in the State as on 23/11/2021 midnight

DISTRICTS	Public	Private	Total
Alappuzha	30	8	38
Ernakulam	95	49	144
Idukki	24	4	28
Kannur	37	12	49
Kasaragod	49	3	52
Kollam	67	16	83
Kottayam	136	12	148
Kozhikode	42	14	56
Malappuram	65	13	78
Palakkad	82	14	96
Pathanamthitta	62	14	76
Thiruvananthapuram	32	20	52
Thrissur	78	35	113
Wayanad	57	0	57
GrandTotal	856	214	1070

TABLE3. Health Care Workers Coverage as on 23/11/2021 midnight

<i>DISTRICT</i>	<i>1ST DOSE</i>	<i>Percentage</i>	<i>2ND DOSE</i>	<i>Percentage Fully Vaccinated</i>
Alappuzha	29005	100%	26809	92%
Ernakulam	85550	100%	74527	87%
Idukki	13548	100%	12815	95%
Kannur	40375	100%	36917	91%
Kasaragod	11610	100%	10635	92%
Kollam	36026	100%	33153	92%
Kottayam	38693	100%	35628	92%
Kozhikode	52726	100%	47095	89%
Malappuram	44817	100%	41020	92%
Palakkad	34667	100%	31252	90%
Pathanamthitta	29326	100%	24628	84%
Thiruvananthapuram	73401	100%	65213	89%
Thrissur	51907	100%	48469	93%
Wayanad	13973	100%	13131	94%
GrandTotal	555624	100%	501292	90%

TABLE4. Frontline workers Coverage as on 23/11/2021 midnight

<i>DISTRICT</i>	<i>1ST DOSE</i>	<i>Percentage</i>	<i>2nd DOSE</i>	<i>Percentage Fully Vaccinated</i>
Alappuzha	39113	100%	36251	93%
Ernakulam	54910	100%	49633	90%
Idukki	22984	100%	20918	91%
Kannur	41370	100%	39645	96%
Kasaragod	24611	100%	22174	90%
Kollam	42210	100%	37989	90%
Kottayam	32125	100%	30179	94%
Kozhikode	55255	100%	51656	93%
Malappuram	53904	100%	50534	94%
Palakkad	48087	100%	44729	93%
Pathanamthitta	25241	100%	22125	88%
Thiruvananthapuram	72956	100%	66316	91%
Thrissur	41899	100%	40226	96%
Wayanad	17017	100%	15910	93%
GrandTotal	571682	100%	528285	92%

TABLE5.Age-Appropriate Group (≥45 Years) Coverage as on 23/11/2021 midnight

Age appropriate group (≥45 years) Coverage as on 24/11/2021,12AM					
District	Target	1 st dose coverage	Percentage	2nd dose	Percentage Fully Vaccinated*
Alappuzha	960001	853668	89%	669884	70%
Ernakulam	1483234	1441723	97%	1162912	78%
Idukki	431545	437344	101%	343983	80%
Kannur	965897	945716	98%	724209	75%
Kasaragod	435487	428344	98%	346591	80%
Kollam	1038759	1041180	100%	789272	76%
Kottayam	896478	821087	92%	637860	71%
Kozhikode	1185845	1162672	98%	865526	73%
Malappuram	1210980	1176404	97%	774842	64%
Palakkad	1051934	967152	92%	715774	68%
Pathanamthitta	575669	588666	102%	492202	86%
Thiruvananthapuram	1366301	1296609	95%	1033889	76%
Thrissur	1271199	1231194	97%	975268	77%
Wayanad	298546	303390	102%	263237	88%
Grand Total	13171875	12695149	96%	9795449	74%

*Among those who took 1st Dose

TABLE6.Age-Appropriate Group (18-44Years) Coverage as on 23/11/2021 midnight

18-44 years Coverage as on 24/11/2021 at 12 AM					
District	Target	First Dose		2nd Dose	Percentage fully vaccinated*
		1st Dose Coverage	Percentage	Coverage	
Alappuzha	744178	610056	82%	341064	46%
Ernakulam	1470864	1404365	95%	757144	51%
Idukki	437537	391328	89%	197809	45%
Kannur	947964	881738	93%	400072	42%
Kasaragod	556876	456930	82%	246146	44%
Kollam	1054752	850514	81%	416250	39%
Kottayam	665544	599682	90%	343820	52%
Kozhikode	1313678	1101797	84%	432962	33%
Malappuram	1777378	1615094	91%	495276	28%
Palakkad	1088327	973393	89%	402664	37%
Pathanamthitta	460819	412202	89%	233799	51%
Thiruvananthapuram	1309099	1154985	88%	648506	50%
Thrissur	1274465	1000435	78%	563400	44%
Wayanad	361152	331520	92%	223572	62%
Grand Total	13462633	11784039	88%	5702484	42%

*Among those who have taken first dose

TABLE7.Achievement for the day 23/11/2021 midnight

<i>DISTRICT</i>	<i>1st Dose</i>	<i>2nd Dose</i>	<i>Total</i>
Alappuzha	366	3681	4047
Ernakulam	2106	21577	23683
Idukki	216	4131	4347
Kannur	207	2759	2966
Kasaragod	434	5508	5942
Kollam	538	6922	7460
Kottayam	1148	16724	17872
Kozhikode	1373	12568	13941
Malappuram	1515	12578	14093
Palakkad	1756	15403	17159
Pathanamthitta	687	10238	10925
Thiruvananthapuram	346	5055	5401
Thrissur	1199	13914	15113
Wayanad	226	2069	2295
Grand Total	12117	133127	145244

** Vaccine stock details couldn't be downloaded from e-VIN portal as the portal is down.

TABLE9.COVID Vaccination related sites

support@cowin.gov.in https://www.cowin.gov.in/home https://dashboard.kerala.gov.in/ https://dhs.kerala.gov.in/https://aogyakeralam.gov.in/https://sha.kerala.gov.in/

TABLE 10. COVID Vaccination related Helpline numbers

National/State/District	Line1	Line2	Line3
National Helpline	1075	+91 1123978046	0120 4473222
Disha	1056	04712552056	
StateCallCenter	04712309251	04712309252	04712309255
Thiruvananthapuram	9188610100	1077	
Kollam	04742797609	8589015556	
Pathanamthitta	04682222515	04682228220	
Alappuzha	04772239999		
Kottayam	04812565200	04812304800	04812581900
Idukki	18004255640	04862232220	04862233118
Ernakulam	9072303861		
Thrissur	9400066921	9400066922	9400066923
Palakkad	04912505264	04912505189	8943341439
Malappuram	04832733253	04832737858	04832733252
Kozhikode	7594001442		
Wayanad	04936202343	04936202375	9072510900
Kannur	04972700194		
Kasargod	9061076590	9061079244	9061078026