



കേരള സർക്കാർ

COVID-19 OUTBREAK CONTROL AND PREVENTION STATE  
CELL HEALTH & FAMILY WELFARE DEPARTMENT  
Govt of Kerala  
[www.health.kerala.gov.in](http://www.health.kerala.gov.in)

[controlroomdhskerala@gmail.com](mailto:controlroomdhskerala@gmail.com)

[www.dhs.kerala.gov.in](http://www.dhs.kerala.gov.in)

**KeralaHEALTH-COVID-19 DAILY VACCINATION BULLETIN**

**Date: 24/11/2021**

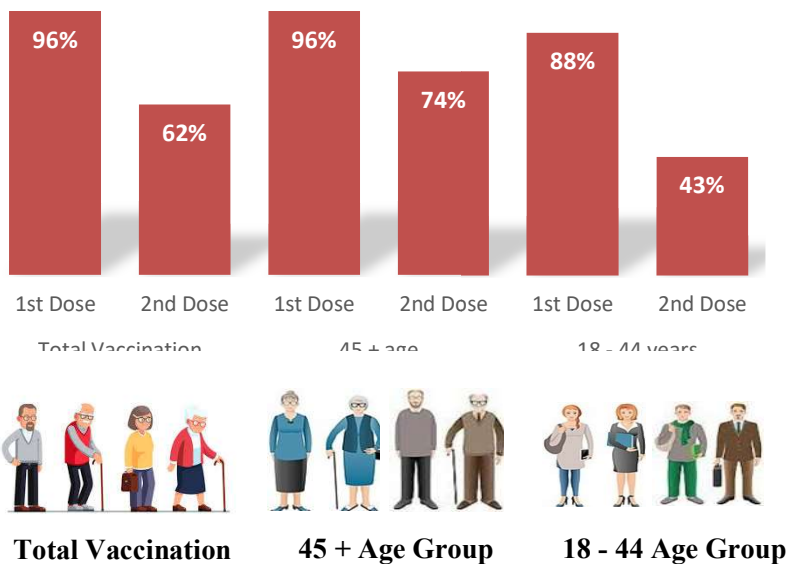
**OUR HEALTH OUR RESPONSIBILITY  
VACCINE ADVISORY**

- *People who are vaccinated with Covid Vaccine are reported to have reduced Covid related ICU admissions, serious disease and death.*
- *Early vaccination is useful to safeguard our life from this deadly disease.*
- *Vaccination sessions are planned as per the availability of vaccine. All are requested to cooperate.*
- *After receiving the first dose, second dose of Covishield vaccine is to be taken between 12–16 weeks and second dose of Covaxin between 4–6 weeks.*
- *Covid vaccination is currently available to all above the age of 18*
- *Vaccination is available free of cost in all Government covid vaccination centers, and at a nominal rate (as per the GoI order F.No.2079203/2021/Immunization) in selected private Hospitals.*
- **ENSURE ALL YOUR ELIGIBLE FAMILY MEMBERS ARE PROTECTED BY RECEIVING ANY OF THE AVAILABLE COVID VACCINE.**
- **“BOTH COVAXIN AND COVISHIELD ARE EQUALLY EFFECTIVE AND SAFE”**
- **“BE FULLY PROTECTED – GET THE SECOND DOSE AT YOUR SCHEDULED TIME”**

### ANALYSIS

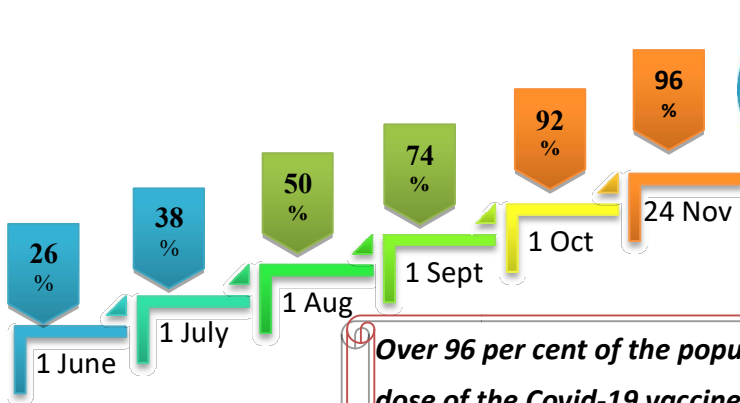
COVID-19 mass vaccinations are showing signs of preventing illness and steep decline in cases and hospital admissions in countries which done vaccination. Kerala started its vaccination for health care workers from January 16, 2021. The COVID-19 Vaccines Operational Guidelines issued by the Ministry of Health and Family Welfare, Govt. of India, 28th December 2020 and all subsequent Guidelines issued by Ministry of Health and Family Welfare, Govt of India are followed at the sites and all vaccination lanes

### Summary of COVID Vaccine Administered as on 24-11-2021 midnight



- 96% of eligible population vaccinated with a single dose till November 24
- 62% of eligible population vaccinated with double dose till November 24
- State has vaccinated more than 96% of people aged more than 45 years with a single dose

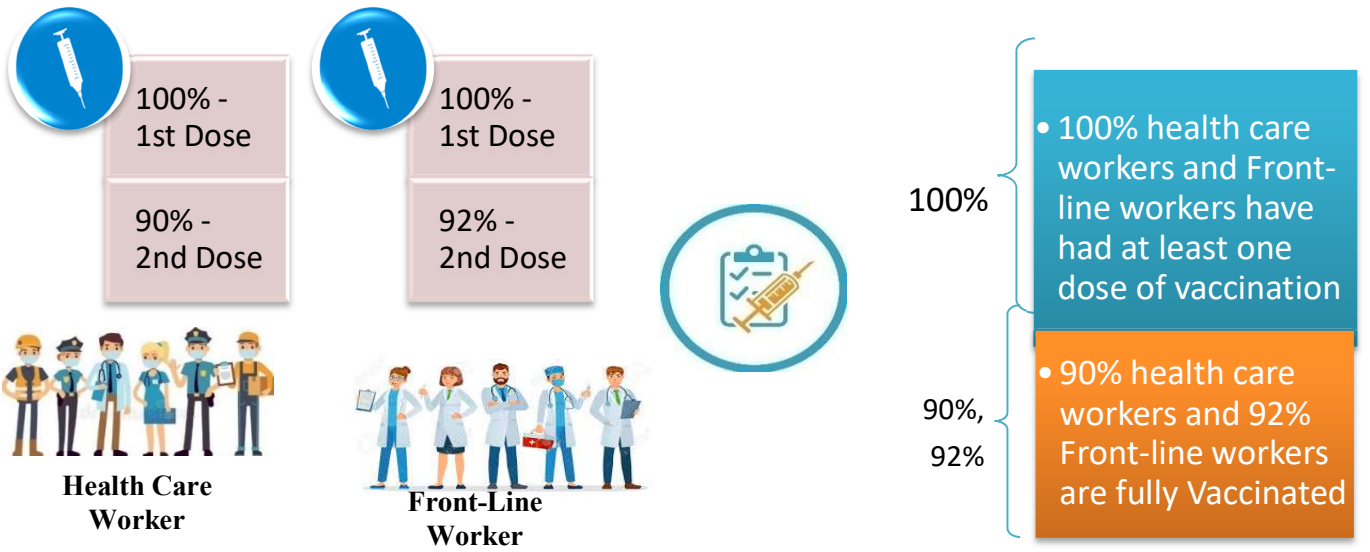
### Time Line of Vaccination Coverage



Kerala began administration of COVID 19 Vaccines on 16<sup>th</sup> January, 2021. As of 24<sup>th</sup> November 2021, Kerala has administered over 30 million doses overall, including first and second doses of vaccines.


**Over 96 per cent of the population in Kerala has been administered the first dose of the Covid-19 vaccine. The state has achieved the target within 312 days since the beginning of the vaccination drive on January 16.**

# Health Care Workers & Front-line Workers Vaccinated



## Are You Vaccinated? You Still Need to Practice: SMS

- Even after vaccination, follow COVID appropriate behavior
- Practice Social Distancing and greet without physical contact
- Always wear clean face mask
- Wash your hands thoroughly and frequently or use hand sanitizer
- Follow the current COVID 19 guidelines to prevent further spread
- Stay Safe. Stay Strong. Get Vaccinated



Even After Getting Vaccinated Keep Taking Precautions to Protect Your Self

			
<b>GET VACCINATED</b>	<b>WASH YOUR HANDS</b>	<b>WEAR A MASK</b>	<b>KEEP YOUR DISTANCE</b>

# The Race Towards Full Vaccination - Weekly Trend

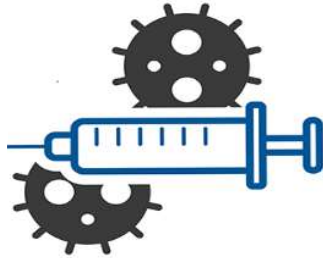
13<sup>th</sup> Nov – 19<sup>th</sup> Nov

Kerala Administered over

## 8.81 Lakh

COVID Vaccine Doses

in the last 7 days  
(13 Nov to 19 Oct)



From 13<sup>th</sup> Nov to 19<sup>th</sup> Nov, on average

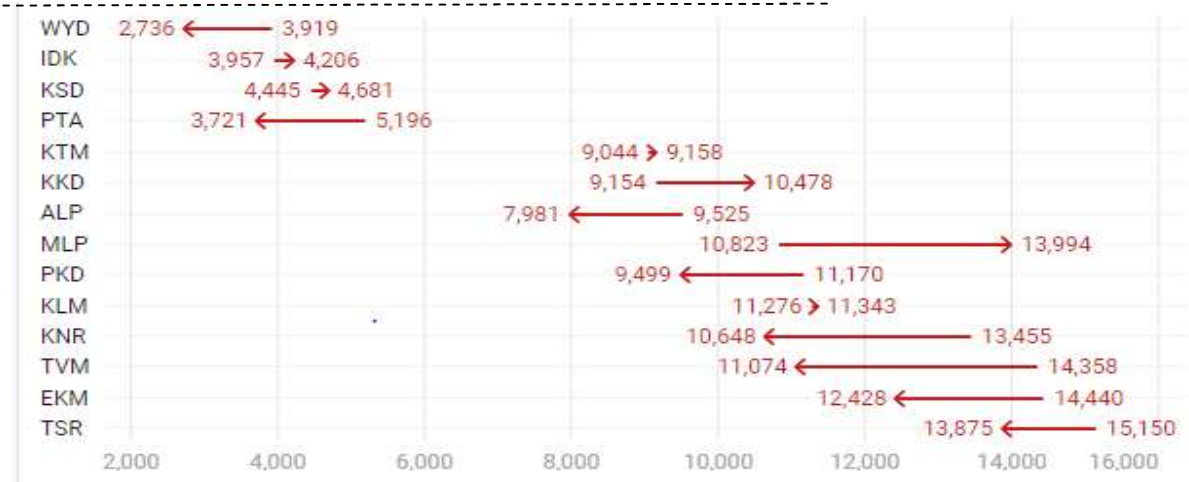
## 1.26 lakh

doses were administered daily.

Average Doses Administered Per day per week (in 1000)



Trend in average per day vaccination for the last two weeks



# Race Against Time – Vaccination Quarterly Status

(Q1:16<sup>th</sup> Jan-Mar, Q2: Apr-June, Q3: July-Sep)

## Daily Average Dozes Administered per Quarter

In the first Quarter, only 42201 first dozes and 5324 second dozes were administered daily on average. During the second and third quarters, the daily vaccination of the first and second dozes increased significantly.

Q1 : 16<sup>th</sup> Jan – Mar

Q2 : Apr - June

Q3 : July - Sep



## Vaccination Achievement per Quarter

In the third quarter of the immunization drive, 52% of the eligible population (18 + age) in Kerala were given the first dose and 29% the second dose.

## Dose Progression

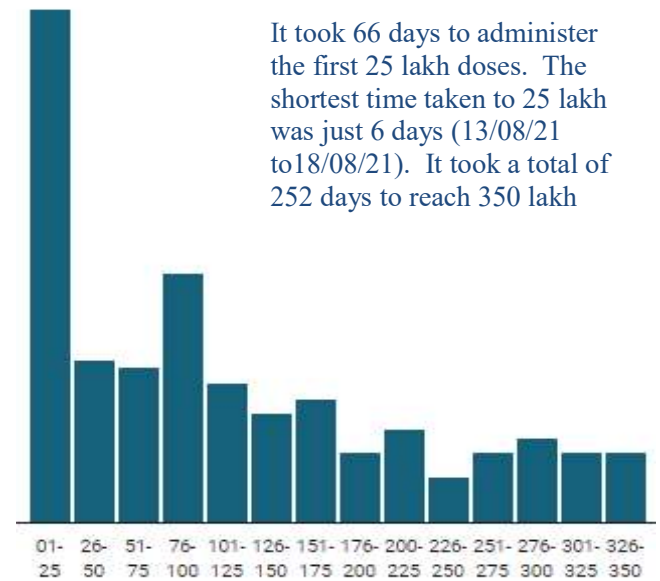
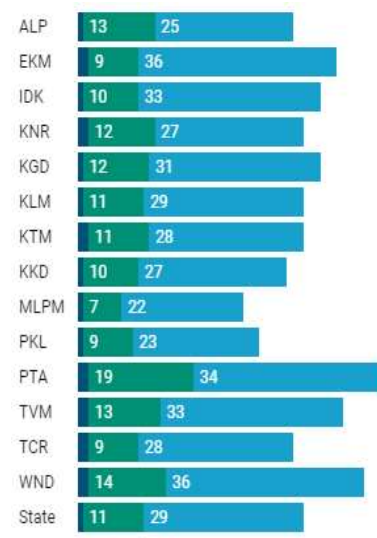
The chart shows the days taken for total COVID-19 Vaccination doses in Kerala to cross every 25 lakh dose mark

■ Q1 ■ Q2 ■ Q3

### First Dose

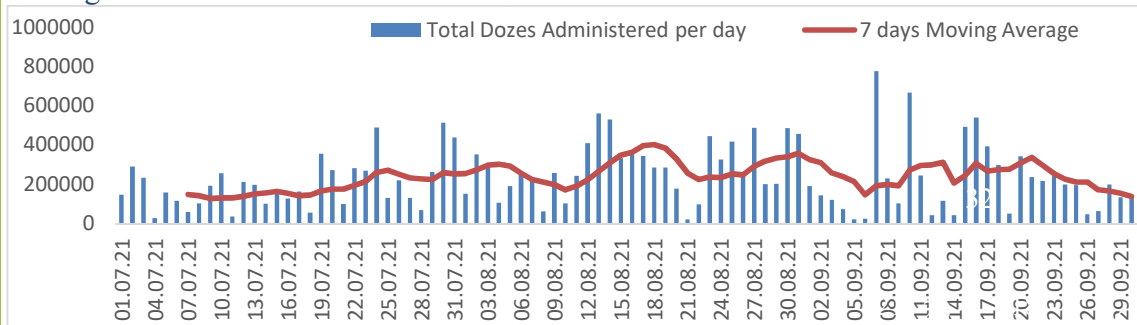


### Second Dose



## Vaccine Administered per Day and 7 days Moving Average in Last Quarter (July -

September) The seven-day moving average of daily doses in the last quarter showed a peak on August 18th and continued to fluctuate thereafter



The average rate of daily vaccination fell between the last two weeks of September compared to the first three weeks. On 20/09/2021 the total doses administered were 3.41 lakh, it declined thereafter and reached up to 1.34 lakh.

## Important Message to the Public

- a. *Infection or infection rate is only a part and disease manifestation of disease is to be monitored*
- b. *Fatality among vaccinated people is very less. Disease severity among vaccinated people is less.*
- c. *People with comorbidity should be careful. Once detected covid positive they should get admitted and do not stay at home.*
- d. *Death among non-vaccinated people, especially people with comorbidity is because of late arrival in hospitals*
- e. *Diabetes and Hypertension together is the most common cause of patient death if they arrive late.*
- f. *Vaccinated people, only if symptomatic are advised to consult Doctor.*
- g. *Non Vaccinated people, if symptomatic, may do RTPCR test*
- h. *Antigen testing is only for emergency purpose*
- i. *Non vaccinated people with co-morbidities to do testing by RTPCR and consult doctor*
- j. *Repeat RTPCR is not needed among the people who are detected COVID positive in the previous 2 months*
- k. *All young person detected positive and at home isolation should do glucose test*

TABLE1.Total Vaccination done in the State as on 24/11/2021 midnight

State Summary till			25/11/2021	at 12 AM		
District	Target	First Dose	Percentage *	Second Dose	Percentage*	Total Doses Administered
Alappuzha	1704179	1531901	90%	1074328	63%	26,06,229
Ernakulam	2954098	2986956	101%	2047172	69%	50,34,128
Idukki	869082	865367	100%	577242	66%	14,42,609
Kannur	1913861	1909260	100%	1201453	63%	31,10,713
Kasaragod	992363	921976	93%	630591	64%	15,52,567
Kollam	2093511	1970103	94%	1278150	61%	32,48,253
Kottayam	1562022	1491755	96%	1049388	67%	25,41,143
Kozhikode	2499523	2373342	95%	1404578	56%	37,77,920
Malappuram	2988358	2891284	97%	1370957	46%	42,62,241
Palakkad	2140261	2024090	95%	1199443	56%	32,23,533
Pathanamthitta	1036488	1055470	102%	773229	75%	18,28,699
Thiruvananthapuram	2675400	2598016	97%	1814574	68%	44,12,590
Thrissur	2545664	2325610	91%	1629630	64%	39,55,240
Wayanad	659698	666023	101%	516921	78%	11,82,944
<b>Grand Total</b>	<b>26634508</b>	<b>25611153</b>	<b>96%</b>	<b>16567656</b>	<b>62%</b>	<b>4,21,78,809</b>
	*Revised target population(> 18 years) as per MOHFW is 2.67 crores					
	*As per letter from Additional Secretary MOHFW- D O No 2317579/2021/Imm dated 15/09/2021					

TABLE2.Covid-19 Vaccination Center Functional in the State as on 24/11/2021 midnight

<i>DISTRICTS</i>	Public	Private	Total
Alappuzha	0	7	7
Ernakulam	16	50	66
Idukki	17	4	21
Kannur	8	19	27
Kasaragod	48	4	52
Kollam	15	15	30
Kottayam	10	14	24
Kozhikode	89	20	109
Malappuram	55	9	64
Palakkad	63	14	77
Pathanamthitta	9	8	17
Thiruvananthapuram	4	23	27
Thrissur	6	35	41
Wayanad	56	2	58
<b>GrandTotal</b>	<b>396</b>	<b>224</b>	<b>620</b>

TABLE3. Health Care Workers Coverage as on 24/11/2021 midnight

<i>DISTRICT</i>	<i>1<sup>ST</sup> DOSE</i>	<i>Percentage</i>	<i>2<sup>ND</sup> DOSE</i>	<i>Percentage Fully Vaccinated</i>
<b>Alappuzha</b>	29005	100%	26809	92%
<b>Ernakulam</b>	85550	100%	74535	87%
<b>Idukki</b>	13548	100%	12816	95%
<b>Kannur</b>	40375	100%	36917	91%
<b>Kasaragod</b>	11610	100%	10637	92%
<b>Kollam</b>	36026	100%	33154	92%
<b>Kottayam</b>	38693	100%	35634	92%
<b>Kozhikode</b>	52726	100%	47103	89%
<b>Malappuram</b>	44817	100%	41026	92%
<b>Palakkad</b>	34667	100%	31259	90%
<b>Pathanamthitta</b>	29326	100%	24632	84%
<b>Thiruvananthapuram</b>	73401	100%	65217	89%
<b>Thrissur</b>	51907	100%	48471	93%
<b>Wayanad</b>	13973	100%	13132	94%
<b>GrandTotal</b>	<b>555624</b>	<b>100%</b>	<b>501342</b>	<b>90%</b>

TABLE4. Frontline workers Coverage as on 24/11/2021 midnight

<i>DISTRICT</i>	<i>1<sup>ST</sup> DOSE</i>	<i>Percentage</i>	<i>2<sup>nd</sup> DOSE</i>	<i>Percentage Fully Vaccinated</i>
<b>Alappuzha</b>	39113	100%	36252	93%
<b>Ernakulam</b>	54910	100%	49637	90%
<b>Idukki</b>	22984	100%	20923	91%
<b>Kannur</b>	41370	100%	39645	96%
<b>Kasaragod</b>	24611	100%	22176	90%
<b>Kollam</b>	42210	100%	37993	90%
<b>Kottayam</b>	32125	100%	30180	94%
<b>Kozhikode</b>	55255	100%	51666	94%
<b>Malappuram</b>	53904	100%	50543	94%
<b>Palakkad</b>	48087	100%	44735	93%
<b>Pathanamthitta</b>	25241	100%	22126	88%
<b>Thiruvananthapuram</b>	72956	100%	66317	91%
<b>Thrissur</b>	41899	100%	40228	96%
<b>Wayanad</b>	17017	100%	15913	94%
<b>GrandTotal</b>	<b>571682</b>	<b>100%</b>	<b>528334</b>	<b>92%</b>



TABLE5.Age-Appropriate Group (≥45 Years) Coverage as on 24/11/2021 midnight

Age appropriate group (≥45 years) Coverage as on 25/11/2021,12AM					
District	Target	1 <sup>st</sup> dose coverage	Percentage	2nd dose	Percentage Fully Vaccinated*
Alappuzha	960001	853691	89%	669995	70%
Ernakulam	1483234	1441819	97%	1163759	78%
Idukki	431545	437377	101%	344530	80%
Kannur	965897	945733	98%	724369	75%
Kasaragod	435487	428419	98%	347523	80%
Kollam	1038759	1041253	100%	789758	76%
Kottayam	896478	821139	92%	638657	71%
Kozhikode	1185845	1162834	98%	868004	73%
Malappuram	1210980	1176618	97%	777608	64%
Palakkad	1051934	967309	92%	717799	68%
Pathanamthitta	575669	588677	102%	492329	86%
Thiruvananthapuram	1366301	1296633	95%	1034106	76%
Thrissur	1271199	1231253	97%	976068	77%
Wayanad	298546	303426	102%	263463	88%
<b>Grand Total</b>	<b>13171875</b>	<b>12696181</b>	<b>96%</b>	<b>9807968</b>	<b>74%</b>

\*Among those who took 1<sup>st</sup> Dose

TABLE6.Age-Appropriate Group (18-44Years) Coverage as on 24/11/2021 midnight

18-44 years Coverage as on 25/11/2021 at 12 AM					
District	Target	First Dose		2nd Dose	Percentage fully vaccinated*
		1st Dose Coverage	Percentage	Coverage	
Alappuzha	744178	610092	82%	341272	46%
Ernakulam	1470864	1404677	96%	759241	52%
Idukki	437537	391458	89%	198973	45%
Kannur	947964	881782	93%	400522	42%
Kasaragod	556876	457336	82%	250255	45%
Kollam	1054752	850614	81%	417245	40%
Kottayam	665544	599798	90%	344917	52%
Kozhikode	1313678	1102527	84%	437805	33%
Malappuram	1777378	1615945	91%	501780	28%
Palakkad	1088327	974027	89%	405650	37%
Pathanamthitta	460819	412226	89%	234142	51%
Thiruvananthapuram	1309099	1155026	88%	648934	50%
Thrissur	1274465	1000551	79%	564863	44%
Wayanad	361152	331607	92%	224413	62%
<b>Grand Total</b>	<b>13462633</b>	<b>11787666</b>	<b>88%</b>	<b>5730012</b>	<b>43%</b>

\*Among those who have taken first dose

TABLE7.Achievement for the day 24/11/2021 midnight

<i>DISTRICT</i>	<i>1<sup>st</sup> Dose</i>	<i>2<sup>nd</sup> Dose</i>	<i>Total</i>
Alappuzha	59	320	379
Ernakulam	403	2906	3309
Idukki	163	1711	1874
Kannur	45	466	511
Kasaragod	480	5042	5522
Kollam	166	1327	1493
Kottayam	168	1901	2069
Kozhikode	892	7330	8222
Malappuram	1065	9274	10339
Palakkad	786	4862	5648
Pathanamthitta	33	469	502
Thiruvananthapuram	65	647	712
Thrissur	175	2247	2422
Wayanad	123	1070	1193
<b>Grand Total</b>	<b>4623</b>	<b>39572</b>	<b>44195</b>

\*\* Vaccine stock details couldn't be downloaded from e-VIN portal as the portal is down.

TABLE9.COVID Vaccination related sites

<a href="mailto:support@cowin.gov.in">support@cowin.gov.in</a> <a href="https://www.cowin.gov.in/home">https://www.cowin.gov.in/home</a> <a href="https://dashboard.kerala.gov.in/">https://dashboard.kerala.gov.in/</a> <a href="https://dhs.kerala.gov.in/https://aogyakeralam.gov.in/https://sha.kerala.gov.in/">https://dhs.kerala.gov.in/https://aogyakeralam.gov.in/https://sha.kerala.gov.in/</a>
---

*TABLE 10. COVID Vaccination related Helpline numbers*

<b>National/State/District</b>	<b>Line1</b>	<b>Line2</b>	<b>Line3</b>
National Helpline	1075	+91 1123978046	0120 4473222
Disha	1056	04712552056	
StateCallCenter	04712309251	04712309252	04712309255
Thiruvananthapuram	9188610100	1077	
Kollam	04742797609	8589015556	
Pathanamthitta	04682222515	04682228220	
Alappuzha	04772239999		
Kottayam	04812565200	04812304800	04812581900
Idukki	18004255640	04862232220	04862233118
Ernakulam	9072303861		
Thrissur	9400066921	9400066922	9400066923
Palakkad	04912505264	04912505189	8943341439
Malappuram	04832733253	04832737858	04832733252
Kozhikode	7594001442		
Wayanad	04936202343	04936202375	9072510900
Kannur	04972700194		
Kasargod	9061076590	9061079244	9061078026