



കേരള സർക്കാർ

COVID-19 OUTBREAK CONTROL AND PREVENTION STATE  
CELL HEALTH & FAMILY WELFARE DEPARTMENT  
Govt of Kerala  
[www.health.kerala.gov.in](http://www.health.kerala.gov.in)

[www.dhs.kerala.gov.in](http://www.dhs.kerala.gov.in)

[controlroomdhskerala@gmail.com](mailto:controlroomdhskerala@gmail.com)

**KeralaHEALTH-COVID-19 DAILY VACCINATION BULLETIN**

**Date: 25/11/2021**

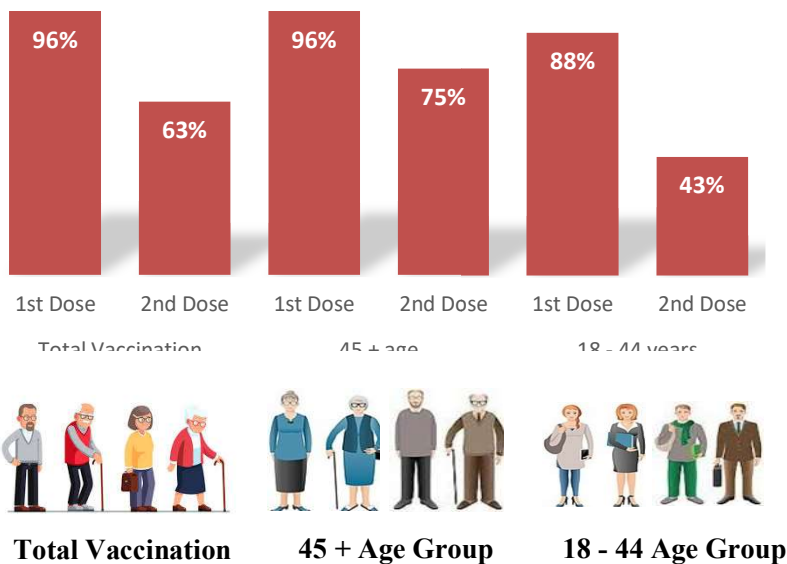
**OUR HEALTH OUR RESPONSIBILITY  
VACCINE ADVISORY**

- *People who are vaccinated with Covid Vaccine are reported to have reduced Covid related ICU admissions, serious disease and death.*
- *Early vaccination is useful to safeguard our life from this deadly disease.*
- *Vaccination sessions are planned as per the availability of vaccine. All are requested to cooperate.*
- *After receiving the first dose, second dose of Covishield vaccine is to be taken between 12–16 weeks and second dose of Covaxin between 4–6 weeks.*
- *Covid vaccination is currently available to all above the age of 18*
- *Vaccination is available free of cost in all Government covid vaccination centers, and at a nominal rate (as per the GoI order F.No.2079203/2021/Immunization) in selected private Hospitals.*
- **ENSURE ALL YOUR ELIGIBLE FAMILY MEMBERS ARE PROTECTED BY RECEIVING ANY OF THE AVAILABLE COVID VACCINE.**
- **“BOTH COVAXIN AND COVISHIELD ARE EQUALLY EFFECTIVE AND SAFE”**
- **“BE FULLY PROTECTED – GET THE SECOND DOSE AT YOUR SCHEDULED TIME”**

### ANALYSIS

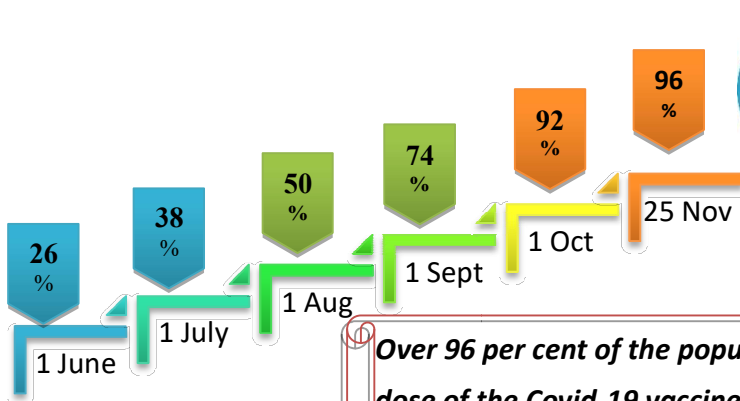
COVID-19 mass vaccinations are showing signs of preventing illness and steep decline in cases and hospital admissions in countries which done vaccination. Kerala started its vaccination for health care workers from January 16, 2021. The COVID-19 Vaccines Operational Guidelines issued by the Ministry of Health and Family Welfare, Govt. of India, 28th December 2020 and all subsequent Guidelines issued by Ministry of Health and Family Welfare, Govt of India are followed at the sites and all vaccination lanes

### Summary of COVID Vaccine Administered as on 25-11-2021 midnight



- 96% of eligible population vaccinated with a single dose till November 25
- 63% of eligible population vaccinated with double dose till November 25
- State has vaccinated more than 96% of people aged more than 45 years with a single dose

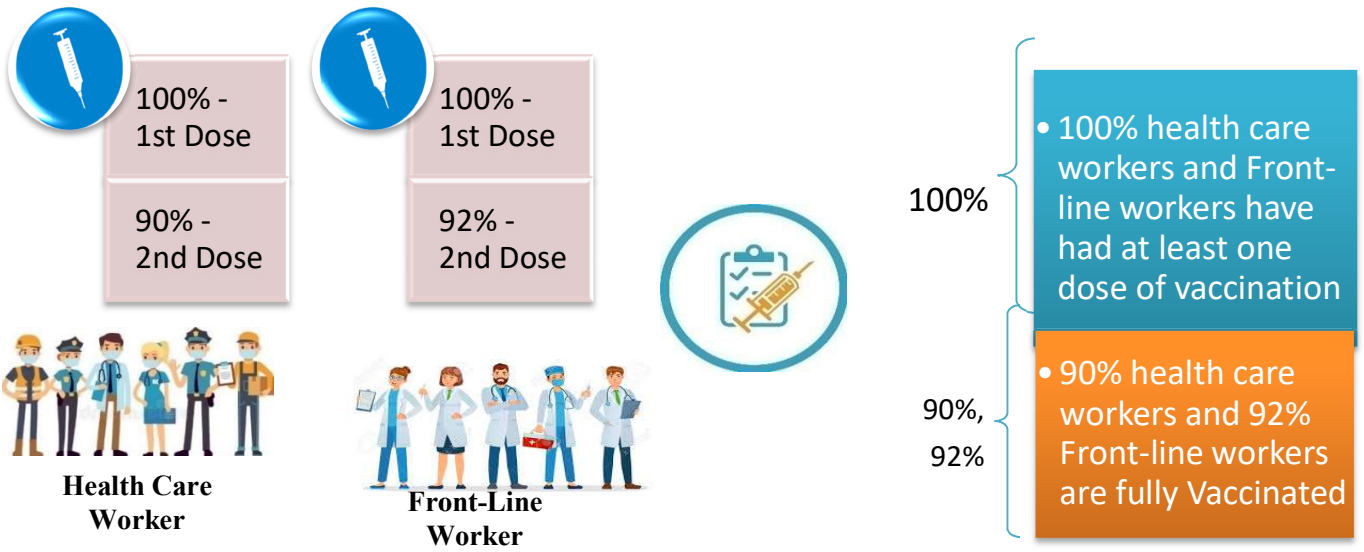
### Time Line of Vaccination Coverage



Kerala began administration of COVID 19 Vaccines on 16<sup>th</sup> January, 2021. As of 25<sup>th</sup> November 2021, Kerala has administered over 30 million doses overall, including first and second doses of vaccines.


**Over 96 per cent of the population in Kerala has been administered the first dose of the Covid-19 vaccine. The state has achieved the target within 313 days since the beginning of the vaccination drive on January 16.**

# Health Care Workers & Front-line Workers Vaccinated



## Are You Vaccinated? You Still Need to Practice: SMS

- Even after vaccination, follow COVID appropriate behavior
- Practice Social Distancing and greet without physical contact
- Always wear clean face mask
- Wash your hands thoroughly and frequently or use hand sanitizer
- Follow the current COVID 19 guidelines to prevent further spread
- Stay Safe. Stay Strong. Get Vaccinated



Even After Getting Vaccinated Keep Taking Precautions to Protect Your Self

			
<b>GET VACCINATED</b>	<b>WASH YOUR HANDS</b>	<b>WEAR A MASK</b>	<b>KEEP YOUR DISTANCE</b>

# The Race Towards Full Vaccination - Weekly Trend

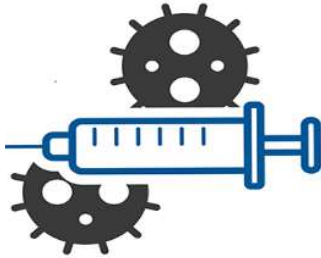
13<sup>th</sup> Nov – 19<sup>th</sup> Nov

Kerala Administered over

## 8.81 Lakh

COVID Vaccine Doses

in the last 7 days  
(13 Nov to 19 Oct)



From 13<sup>th</sup> Nov to 19<sup>th</sup> Nov, on average

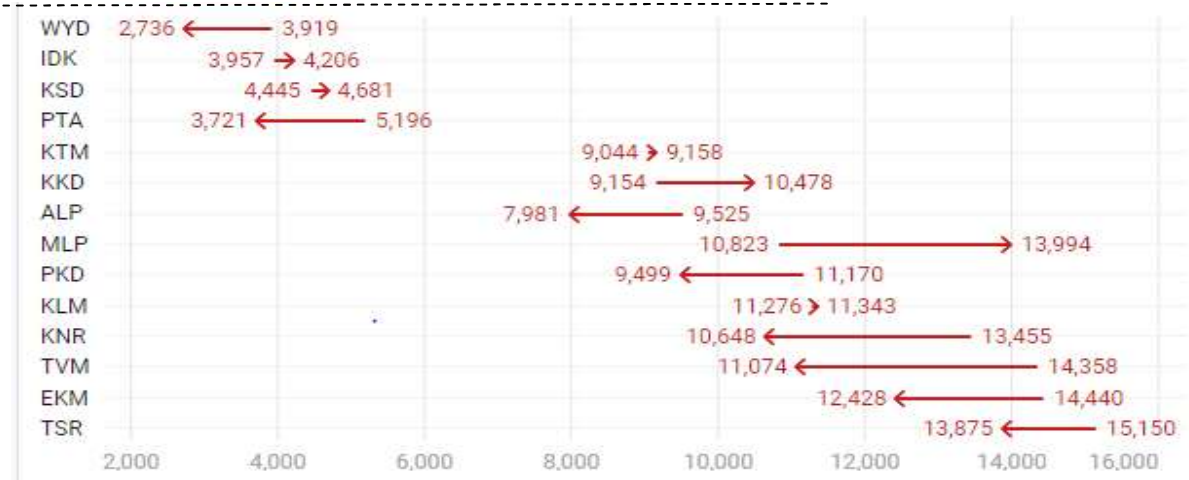
## 1.26 lakh

doses were administered daily.

Average Doses Administered Per day per week (in 1000)



Trend in average per day vaccination for the last two weeks



# Race Against Time – Vaccination Quarterly Status

(Q1:16<sup>th</sup> Jan-Mar, Q2: Apr-June, Q3: July-Sep)

## Daily Average Dozes Administered per Quarter

In the first Quarter, only 42201 first dozes and 5324 second dozes were administered daily on average. During the second and third quarters, the daily vaccination of the first and second dozes increased significantly.

Q1 : 16<sup>th</sup> Jan – Mar

Q2 : Apr - June

Q3 : July - Sep



## Vaccination Achievement per Quarter

In the third quarter of the immunization drive, 52% of the eligible population (18 + age) in Kerala were given the first dose and 29% the second dose.

## Dose Progression

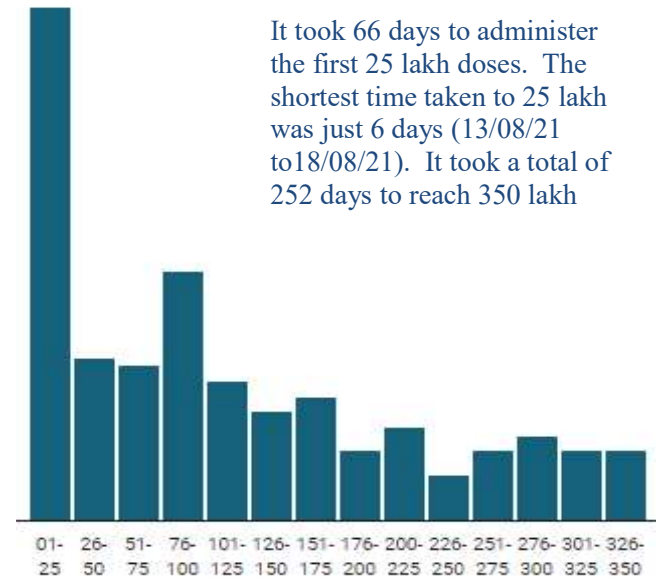
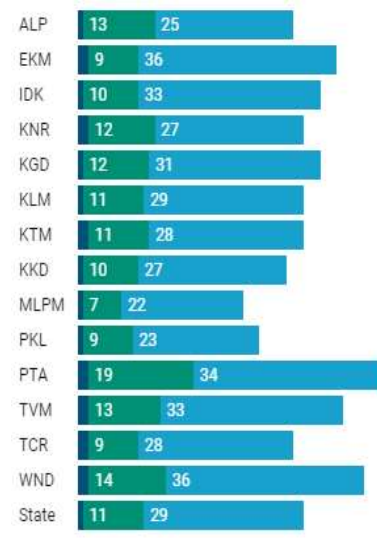
The chart shows the days taken for total COVID-19 Vaccination doses in Kerala to cross every 25 lakh dose mark

■ Q1 ■ Q2 ■ Q3

### First Dose

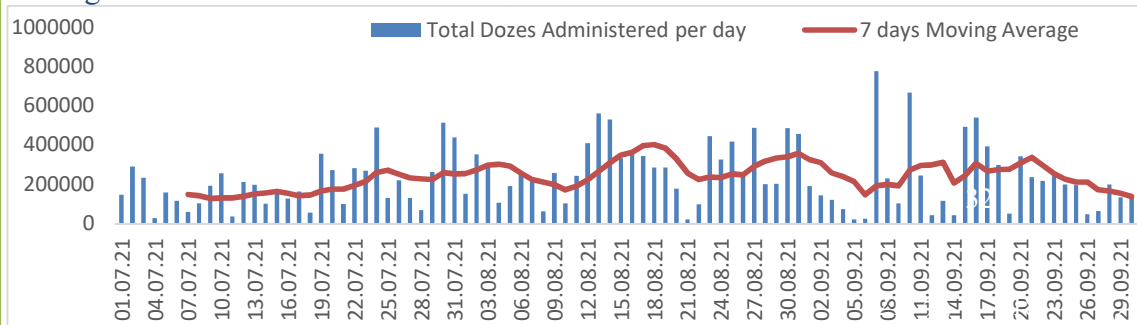


### Second Dose



## Vaccine Administered per Day and 7 days Moving Average in Last Quarter (July -

September) The seven-day moving average of daily doses in the last quarter showed a peak on August 18th and continued to fluctuate thereafter



The average rate of daily vaccination fell between the last two weeks of September compared to the first three weeks. On 20/09/2021 the total doses administered were 3.41 lakh, it declined thereafter and reached up to 1.34 lakh.

## Important Message to the Public

- a. *Infection or infection rate is only a part and disease manifestation of disease is to be monitored*
- b. *Fatality among vaccinated people is very less. Disease severity among vaccinated people is less.*
- c. *People with comorbidity should be careful. Once detected covid positive they should get admitted and do not stay at home.*
- d. *Death among non-vaccinated people, especially people with comorbidity is because of late arrival in hospitals*
- e. *Diabetes and Hypertension together is the most common cause of patient death if they arrive late.*
- f. *Vaccinated people, only if symptomatic are advised to consult Doctor.*
- g. *Non Vaccinated people, if symptomatic, may do RTPCR test*
- h. *Antigen testing is only for emergency purpose*
- i. *Non vaccinated people with co-morbidities to do testing by RTPCR and consult doctor*
- j. *Repeat RTPCR is not needed among the people who are detected COVID positive in the previous 2 months*
- k. *All young person detected positive and at home isolation should do glucose test*

TABLE1.Total Vaccination done in the State as on 25/11/2021 midnight

State Summary till			26/11/2021	at 12 AM		
District	Target	First Dose	Percentage *	Second Dose	Percentage*	Total Doses Administered
Alappuzha	1704179	1532137	90%	1076868	63%	26,09,005
Ernakulam	2954098	2988551	101%	2064274	70%	50,52,825
Idukki	869082	865687	100%	582035	67%	14,47,722
Kannur	1913861	1909416	100%	1203371	63%	31,12,787
Kasaragod	992363	922396	93%	635494	64%	15,57,890
Kollam	2093511	1970302	94%	1279947	61%	32,50,249
Kottayam	1562022	1492501	96%	1059663	68%	25,52,164
Kozhikode	2499523	2374264	95%	1413437	57%	37,87,701
Malappuram	2988358	2892641	97%	1381643	46%	42,74,284
Palakkad	2140261	2025021	95%	1206935	56%	32,31,956
Pathanamthitta	1036488	1055979	102%	780584	75%	18,36,563
Thiruvananthapuram	2675400	2598294	97%	1816135	68%	44,14,429
Thrissur	2545664	2325735	91%	1630681	64%	39,56,416
Wayanad	659698	666262	101%	519519	79%	11,85,781
<b>Grand Total</b>	<b>26634508</b>	<b>25619186</b>	<b>96%</b>	<b>16650586</b>	<b>63%</b>	<b>4,22,69,772</b>
	*Revised target population(> 18 years) as per MOHFW is 2.67 crores *As per letter from Additional Secretary MOHFW- D O No 2317579/2021/Imm dated 15/09/2021					

TABLE2.Covid-19 Vaccination Center Functional in the State as on 25/11/2021 midnight

<i>DISTRICTS</i>	Public	Private	Total
Alappuzha	81	8	89
Ernakulam	88	48	136
Idukki	31	7	38
Kannur	8	19	27
Kasaragod	47	4	51
Kollam	22	15	37
Kottayam	130	16	146
Kozhikode	89	19	108
Malappuram	56	9	65
Palakkad	73	14	87
Pathanamthitta	62	14	76
Thiruvananthapuram	105	22	127
Thrissur	11	35	46
Wayanad	56	2	58
<b>GrandTotal</b>	<b>859</b>	<b>232</b>	<b>1091</b>

TABLE3. Health Care Workers Coverage as on 25/11/2021 midnight

<i>DISTRICT</i>	<i>1<sup>ST</sup> DOSE</i>	<i>Percentage</i>	<i>2<sup>ND</sup> DOSE</i>	<i>Percentage Fully Vaccinated</i>
<b>Alappuzha</b>	29005	100%	26813	92%
<b>Ernakulam</b>	85551	100%	74554	87%
<b>Idukki</b>	13548	100%	12818	95%
<b>Kannur</b>	40375	100%	36926	91%
<b>Kasaragod</b>	11610	100%	10639	92%
<b>Kollam</b>	36026	100%	33158	92%
<b>Kottayam</b>	38693	100%	35642	92%
<b>Kozhikode</b>	52726	100%	47122	89%
<b>Malappuram</b>	44817	100%	41035	92%
<b>Palakkad</b>	34667	100%	31261	90%
<b>Pathanamthitta</b>	29326	100%	24641	84%
<b>Thiruvananthapuram</b>	73401	100%	65219	89%
<b>Thrissur</b>	51907	100%	48472	93%
<b>Wayanad</b>	13973	100%	13132	94%
<b>GrandTotal</b>	<b>555625</b>	<b>100%</b>	<b>501432</b>	<b>90%</b>

TABLE4. Frontline workers Coverage as on 25/11/2021 midnight

<i>DISTRICT</i>	<i>1<sup>ST</sup> DOSE</i>	<i>Percentage</i>	<i>2<sup>nd</sup> DOSE</i>	<i>Percentage Fully Vaccinated</i>
<b>Alappuzha</b>	39113	100%	36256	93%
<b>Ernakulam</b>	54910	100%	49655	90%
<b>Idukki</b>	22984	100%	20934	91%
<b>Kannur</b>	41370	100%	39646	96%
<b>Kasaragod</b>	24611	100%	22179	90%
<b>Kollam</b>	42210	100%	38000	90%
<b>Kottayam</b>	32125	100%	30186	94%
<b>Kozhikode</b>	55255	100%	51696	94%
<b>Malappuram</b>	53904	100%	50556	94%
<b>Palakkad</b>	48087	100%	44742	93%
<b>Pathanamthitta</b>	25241	100%	22140	88%
<b>Thiruvananthapuram</b>	72956	100%	66321	91%
<b>Thrissur</b>	41899	100%	40230	96%
<b>Wayanad</b>	17017	100%	15916	94%
<b>GrandTotal</b>	<b>571682</b>	<b>100%</b>	<b>528457</b>	<b>92%</b>



TABLE5.Age-Appropriate Group (≥45 Years) Coverage as on 25/11/2021 midnight

Age appropriate group (≥45 years) Coverage as on 26/11/2021,12AM					
District	Target	1 <sup>st</sup> dose coverage	Percentage	2nd dose	Percentage Fully Vaccinated*
Alappuzha	960001	853764	89%	670863	70%
Ernakulam	1483234	1442119	97%	1168403	79%
Idukki	431545	437448	101%	345937	80%
Kannur	965897	945758	98%	724857	75%
Kasaragod	435487	428486	98%	348464	80%
Kollam	1038759	1041320	100%	790280	76%
Kottayam	896478	821387	92%	642924	72%
Kozhikode	1185845	1163031	98%	870956	73%
Malappuram	1210980	1176864	97%	780683	64%
Palakkad	1051934	967500	92%	720389	68%
Pathanamthitta	575669	588800	102%	493993	86%
Thiruvananthapuram	1366301	1296717	95%	1034622	76%
Thrissur	1271199	1231284	97%	976408	77%
Wayanad	298546	303451	102%	263872	88%
<b>Grand Total</b>	<b>13171875</b>	<b>12697929</b>	<b>96%</b>	<b>9832651</b>	<b>75%</b>

\*Among those who took 1<sup>st</sup> Dose

TABLE6.Age-Appropriate Group (18-44Years) Coverage as on 25/11/2021 midnight

18-44 years Coverage as on 26/11/2021 at 12 AM					
District	Target	First Dose		2nd Dose	Percentage fully vaccinated*
		1st Dose Coverage	Percentage	Coverage	
Alappuzha	744178	610255	82%	342936	46%
Ernakulam	1470864	1405971	96%	771662	52%
Idukki	437537	391707	90%	202346	46%
Kannur	947964	881913	93%	401942	42%
Kasaragod	556876	457689	82%	254212	46%
Kollam	1054752	850746	81%	418509	40%
Kottayam	665544	600296	90%	350911	53%
Kozhikode	1313678	1103252	84%	443663	34%
Malappuram	1777378	1617056	91%	509369	29%
Palakkad	1088327	974767	90%	410543	38%
Pathanamthitta	460819	412612	90%	239810	52%
Thiruvananthapuram	1309099	1155220	88%	649973	50%
Thrissur	1274465	1000645	79%	565571	44%
Wayanad	361152	331821	92%	226599	63%
<b>Grand Total</b>	<b>13462633</b>	<b>11793950</b>	<b>88%</b>	<b>5788046</b>	<b>43%</b>

\*Among those who have taken first dose

TABLE7.Achievement for the day 25/11/2021 midnight

<i>DISTRICT</i>	<i>1<sup>st</sup> Dose</i>	<i>2<sup>nd</sup> Dose</i>	<i>Total</i>
Alappuzha	236	2540	2776
Ernakulam	1593	17067	18660
Idukki	320	4781	5101
Kannur	155	1913	2068
Kasaragod	420	4888	5308
Kollam	199	1796	1995
Kottayam	746	10274	11020
Kozhikode	917	8830	9747
Malappuram	1346	10596	11942
Palakkad	925	7460	8385
Pathanamthitta	509	7355	7864
Thiruvananthapuram	278	1560	1838
Thrissur	125	1049	1174
Wayanad	239	2598	2837
<b>Grand Total</b>	<b>8008</b>	<b>82707</b>	<b>90715</b>

\*\* Vaccine stock details couldn't be downloaded from e-VIN portal as the portal is down.

TABLE9.COVID Vaccination related sites

<a href="mailto:support@cowin.gov.in">support@cowin.gov.in</a> <a href="https://www.cowin.gov.in/home">https://www.cowin.gov.in/home</a> <a href="https://dashboard.kerala.gov.in/">https://dashboard.kerala.gov.in/</a> <a href="https://dhs.kerala.gov.in/https://aogyakeralam.gov.in/https://sha.kerala.gov.in/">https://dhs.kerala.gov.in/https://aogyakeralam.gov.in/https://sha.kerala.gov.in/</a>
---

*TABLE 10. COVID Vaccination related Helpline numbers*

<b>National/State/District</b>	<b>Line1</b>	<b>Line2</b>	<b>Line3</b>
National Helpline	1075	+91 1123978046	0120 4473222
Disha	1056	04712552056	
StateCallCenter	04712309251	04712309252	04712309255
Thiruvananthapuram	9188610100	1077	
Kollam	04742797609	8589015556	
Pathanamthitta	04682222515	04682228220	
Alappuzha	04772239999		
Kottayam	04812565200	04812304800	04812581900
Idukki	18004255640	04862232220	04862233118
Ernakulam	9072303861		
Thrissur	9400066921	9400066922	9400066923
Palakkad	04912505264	04912505189	8943341439
Malappuram	04832733253	04832737858	04832733252
Kozhikode	7594001442		
Wayanad	04936202343	04936202375	9072510900
Kannur	04972700194		
Kasargod	9061076590	9061079244	9061078026